

GC AND GC/MS

Achieve excellent, reproducible performance for difficult samples

For over 40 years, Agilent has broken new ground with innovations in Gas Chromatography. We continue our leadership tradition by offering the industry's broadest selection of GC and GC/MS columns and supplies. All are manufactured to Agilent's exact specifications to minimize downtime and ensure consistent, high-quality results that you can rely on.



Agilent Ultra Inert solutions

provide the flow path inertness vital to analytical success. Ultra Inert split and splitless liners are manufactured and tested to our highest level of scrutiny to ensure quality and consistency. Agilent J&W Ultra Inert GC columns are tested with the industry's most demanding test probe to reduce detection limits and produce more accurate data for difficult analytes. Agilent GC and GC/MS instruments bring together all elements for trace-level analysis, dramatically improving MS resolution, spectral integrity, and detection limits.




GC and GC/MS supplies

More samples, lower detection levels, with fewer analysts. These demands challenge laboratories to maximize the productivity and performance of their instrumentation. To help you stay ahead, Agilent is continuously improving our extensive portfolio of innovative, award winning GC columns and supplies, designed to help you resolve many of the day to day setbacks encountered in your lab. You can avoid downtime and your time can be better spent on meeting your analytical and business challenges.

For labs pushing the detection limits of trace level analysis on very active compounds, **Agilent Inert Flow Path solutions** ensure a reliably inert flow path for higher sensitivity, accuracy, and reproducibility. Install industry leading Agilent J&W GC columns with new proprietary design GC column nuts and ferrules to simplify your day yet maximize your GC and GC/MS systems output.

- Inert Flow Path components – Ultra Inert GC columns, Ultra Inert liners, Ultra Inert gold seals, UltiMetal Plus Capillary Flow Technology devices with Flexible Metal ferrules – have Agilent proprietary deactivation chemistries to ensure sample integrity.
- "Better Connectivity" with products such as Self Tightening column nuts, UltiMetal Plus Flexible Metal ferrules, and Ultra Inert liners in Touchless packaging improves productivity with ease of use and convenience.
- Full portfolio of premium GC products to support your lab needs – including Agilent CrossLab brand and Agilent Bulk supplies packaging.



Agilent J&W GC columns

deliver the best inertness for acids, bases, and mixed functional compounds, the lowest bleed levels, and the tightest column-to-column reproducibility. Mass Spec Grade GC columns (VF-ms, DB-ms and HP-ms) give you robust performance, low column bleed, and a wide range of selectivity. LTM column modules combine a fused silica capillary GC column with heating and temperature-sensing components for efficient column heating and cooling. What's more, integrated guard columns protect your analytical columns from non-volatile compounds in the sample matrix.

Table of Contents

Agilent Solutions, Services and Support	4	Detector Systems.....	92
Featured Products	8	Flame Ionization Detector (FID).....	92
Agilent Parts and Supplies	14	Electron Capture Detector (ECD)	100
GC and GC/MS Maintenance Schedule	14	Thermal Conductivity Detector (TCD)	103
Bulk GC Supplies.....	16	Flame Photometric Detector (FPD).....	108
Inlet Septa	17	Nitrogen Phosphorus Detector (NPD)	116
Inlet Liners.....	24	Nitrogen and Sulfur Chemiluminescence Detectors	122
Agilent Ultra Inert Liners	26	GC Standards	124
Capillary Column Ferrules and Nuts	34	7820A GC System.....	125
GC Column Connection Supplies	40	GC/MS Parts and Supplies	141
Capillary Flow Technology Supplies.....	42	MSD Contamination	142
Press-fit Capillary Column Connectors	44	Ion Source	149
Graphpak Capillary Connectors	45	MSD Filaments.....	162
Large Valve Oven.....	46	Vent Valve Supplies	163
Valves and Loops	47	Gas Clean Filters	164
Sample Introduction Systems.....	50	Quadrupole Mass Filter.....	164
Agilent Vials and Closures for GC, GC/MS and GC/HS ...	56	MSD Electron Multipliers and Replacement Horn	165
Headspace Vials and Closures	56	Vacuum Systems and Pumps	166
High Performance Septa.....	57	Diffusion Pump.....	168
CombiPAL Headspace Vials and Closures	59	Quiet Cover	169
Crimping and Decapping Tools	60	Foreline Pump.....	170
Teledyne Tekmar Purge and Trap Supplies	62	7000 Triple Quadrupole GC/MS	171
Markes Thermal Desorption	65	7200 Q-TOF for GC/MS.....	175
Inlet Systems	67	240-MS Ion Trap Parts and Supplies	178
Split/Splitless Inlets.....	69	220-MS Parts and Supplies.....	180
Multimode Inlet.....	76	GC/MS Standards.....	181
Cool On-Column Inlets.....	78	Agilent Syringes	183
Programmable Temperature Vaporizer (PTV) Inlets ...	81		
Purged Packed Inlets	88		

Agilent CrossLab GC Parts and Supplies	192	Applications	500
Product Introductions	193	Environmental	501
Supplies for Bruker, Varian GC Systems	206	Hydrocarbons	501
Supplies for PerkinElmer GC Systems	221	Pesticides and Herbicides	506
Supplies for Shimadzu GC Systems	227	Semivolatiles	532
Supplies for Thermo Scientific GC Systems	234	Volatiles	544
Supplies for CTC GC Autosamplers	239	Air Analysis	549
Agilent J&W GC Columns	240	Food, Flavor and Fragrance	554
Column Selection	247	Energy and Fuels	576
Column Selection Principles	247	Industrial Chemical	602
GC Column Application and Method Guides	262	Forensic Toxicology and Pharma	635
Agilent J&W Ultra Inert GC Columns	286	Indices	652
Agilent J&W High Efficiency GC Capillary Columns	293	Ordering Information	684
Low-bleed GC/MS Columns	294		
Premium Polysiloxane Columns	318		
Polyethylene Glycol (PEG) Columns	351		
Specialty Columns	362		
PLOT Columns	420		
Columns with Non-Bonded Stationary Phases	441		
Guard Columns	445		
LTM Column Modules	447		
Fused Silica Tubing	464		
Stainless Steel Tubing	469		
Packed GC Columns	470		
Custom GC Column Ordering	481		
GC Column Test Standards	482		
Column Installation and Troubleshooting	484		



PUT MORE THAN 40 YEARS OF RELENTLESS INNOVATION BEHIND YOUR EVERY RESULT

By continually raising the standards for technologies that support your routine analyses, Agilent's R&D efforts have led to breakthroughs such as:

- **New GC columns** that help you achieve higher levels of inertness and column-to-column reproducibility
- **LC column choices** that deliver the sensitivity and reliability you need for demanding applications
- **Cutting-edge sample preparation products** that promote reliable extraction and concentration
- **Fresh atomic and molecular spectroscopy ideas** for identifying and confirming targets and unknowns

Longtime Agilent customers have experienced our commitment firsthand. And now, we look forward to demonstrating how Agilent's approach to relentless innovation can work to your advantage, too.



CHEMICAL ANALYSIS SOLUTIONS

Food

From high-volume pesticide screening in food products to rapid identification of pathogens, Agilent understands the analytical needs of food producers, shippers, and regulators. Utilizing our easy-to-use analyzers and updated screening libraries, customers can quickly develop robust and reliable methods. Agilent's leading gas chromatography and mass spectrometry systems are widely regarded as valuable food testing techniques for an array of different analyses.

Environmental

Agilent offers more than 40 years of environmental testing and regulatory expertise. We help government and private labs with the full range of assays, from routine testing of soils for heavy metals to detection of pharmaceuticals in groundwater, in concentrations down to parts per trillion.

Energy & Chemicals

Agilent collaborates closely with process industry customers to offer analytical systems that meet their needs for separation, detection, throughput, and support. We'll even preconfigure custom or standard analyzers so they arrive at the lab ready-to-go. From crude oil, natural gas, and refining, to specialty chemicals and alternative fuels, Agilent provides the latest technologies and solutions to increase quality, safety, and profitability for energy and chemical labs, while meeting the industry's stringent quality requirements. Agilent leads the way in ASTM collaborations that have evolved – and will continue to evolve – into industry standards.

Forensics


Whether testing for poisons in a forensics investigation, screening athletes for performance enhancing drugs, analyzing samples for recreational drugs, or checking a crime scene for explosive residue – lives and professions may be dependent on the accuracy of your equipment. Agilent Technologies leads the industry with a comprehensive portfolio of workflow solutions that provide the ability to identify, confirm and quantify thousands of substances.

Lab Informatics

The ways labs capture, analyze and share data profoundly affect their efficiency. Agilent offers a rich, integrated suite of software products built on customer-driven architectural values with the Agilent OpenLAB Software Suite. OpenLAB delivers superior performance and connection across multiple systems, providing open systems integration and investment protection. Our commitment is to deliver more value across each step in the life cycle of scientific data – from data collection and analysis to interpretation and management.

Materials Science

Agilent offers a newly expanded portfolio of instruments used for the research, manufacturing and testing of advanced materials, from precision optics to pulp and paper. Tools for atomic spectroscopy, molecular spectroscopy, chromatography, and X-ray crystallography all support continuous progress in materials science.



LIFE SCIENCE SOLUTIONS

Biopharmaceutical

Biotherapeutics have enormous potential to improve human health, with growing numbers of protein and antibody therapeutics to address unmet medical needs. At every development stage, from disease research to QA/QC and manufacturing, Agilent can help you make the right choices for moving therapeutics to market. We understand the biopharmaceutical workflow so our product families work together seamlessly, as engines of research, discovery, and development. Agilent columns deliver complete characterization of biomolecules using reversed-phase, size exclusion, ion exchange, and affinity chromatography. Our bio-inert supplies ensure that every part of your workflow delivers the performance you need to optimize your bio-separation.

Pharmaceutical

You need the most efficient processes to evaluate drug candidates, determine efficacy, and ensure safety and compliance during development and manufacture. Agilent has worked with pharma companies for many years to ensure reliability and reproducibility for regulatory compliance, from lab-to-lab and around the world. Our pharma solutions provide high-throughput capability at every stage of the product lifecycle, with automated sample prep, industry-leading U/HPLC systems, the largest family of Fast LC columns, open access LC/MS, spectroscopy, and automated dissolution. A complete family of LC supplies and lamps help optimize every analysis and take day-to-day lab efficiency one step further.

Proteomics

Research into how large sets of proteins affect the health of an organism requires special sets of analytical tools. Agilent has built a formidable arsenal of liquid chromatograph/mass spectrometers, bioinformatics systems, multiple affinity protein removal columns, and OFFGEL electrophoresis for protein identification and protein biomarker discovery. Accurate-Mass mass spectrometry and the microfluidic HPLC-Chip/MS are two Agilent innovations speeding the work of proteomics researchers around the globe.

Metabolomics

Collections of small molecules are increasingly being seen as rich sources of biomarkers, but studying metabolites presents many challenges. The need for speed, accuracy, and powerful interpretation capabilities in looking at chemical profile snapshots is underscored because molecules are constantly entering, leaving or changing within the metabolome. Agilent's GC, LC, and MS portfolios, along with our excellent bioinformatics offerings, user-customizable METLIN metabolite database for LC/MS, and the industry's first commercial GC/MS retention time locked metabolite library align well with the needs of metabolomics researchers.

Genomics

Agilent is a global leader in microarrays, scanners, and NGS reagents used in a wide variety of genomic-based disease research experiments. Our SureSelect and HaloPlex Target Enrichment Systems dominate the category, streamlining next generation sequencing studies. Agilent offers a wide range of catalog CGH and gene expression microarrays and a highly-developed capability to produce custom arrays using our free online design tool, SureDesign. All Agilent microarrays feature highly sensitive, selective 60-mer probes, and, with as many as eight arrays printed on a slide, the cost per sample is cost-efficient.

Life Science Informatics

Mirroring its extensive instrument portfolio, Agilent offers the industry's most extensive suite of bioinformatics software, helping users derive knowledge from complex genomic, proteomic, metabolomic and other biological data. SureCall and CytoGenomics software analyzes NGS and aCGH data and the GeneSpring suite provides multi-omic analysis and visualization capabilities to help compare complex datasets to explore biological questions from multiple perspectives. The GeneSpring suite includes the GX module for microarray-based gene expression and genotyping data, the PA module for Pathway Analysis and multi-omic analysis and the MPP software, which analyzes mass spec data from proteomics and metabolomics experiments.

Lab Automation

To meet the skyrocketing demand for more throughput and automation, Agilent has substantially expanded its lab automation offerings. The Agilent line of liquid handlers and microplate processors are designed to streamline high-volume life science workflows. Agilent is also continually upgrading its advanced autosamplers for LC, GC, LC/MS and GC/MS, adding functionality and speed to reflect the performance of its advanced instruments.

Vacuum Technology

Agilent works with customers to solve vacuum challenges from experiments in high-energy physics to developing systems for nanotechnology. Agilent manufactures vacuum systems used in its own mass spectrometry instruments as well as those of other manufacturers. Agilent's vacuum technology has been proven by the most powerful physics experiment ever built, CERN's Big Bang machine, which was used in the discovery of the Higgs boson.



Get the Agilent Service Guarantee

Should your instrument require service while covered by an Agilent Advantage service agreement, we guarantee repair or we will replace your instrument for free.

No other company offers this level of commitment to keep your lab up and running at peak efficiency.

Agilent Service and Support for Instrument Systems

Focus on what you do best

For over 40 years, Agilent has been building and maintaining the instruments you count on to stay competitive and successful. Trust us to protect your investment with a broad portfolio of services, backed by a global network of experienced service professionals dedicated to the productivity of your lab.

Agilent Advantage Service Plans

The best service available for your Agilent instruments

Agilent offers a flexible range of service plans so that you can choose the level of coverage that is best for your lab.

- **Agilent Advantage Gold** – Priority-one coverage for ultimate uptime and productivity
- **Agilent Advantage Silver** – Comprehensive coverage for dependable laboratory operations
- **Agilent Advantage Bronze** – Total repair coverage at a fixed annual price
- **Agilent Repair Service** – Basic coverage for reliable instrument repair

Agilent Advantage service plans include Agilent Remote Advisor for real-time remote monitoring and diagnostics. Through secure internet connections, you can interact with Agilent service professionals, receive detailed asset reports, and configure text or email alerts to notify you before problems occur – helping you to maximize instrument uptime and optimize laboratory workflows.

And for Agilent-quality service on analytical instruments from other leading manufacturers, Agilent CrossLab services offer the same quality coverage you have come to expect from the expert Agilent engineers you know and trust.



Laboratory decision makers and users ranked Agilent as their first choice for general laboratory compliance services.

Agilent Compliance Services

Equipment qualification that meets the most stringent requirements

Enterprise Edition Compliance was developed to streamline qualification delivery compliance across your entire lab. Used worldwide in regulated labs, including standards organizations and regulatory agencies, Enterprise Edition enables you to:

- Improve qualification efficiency by harmonizing protocols across platforms to ensure greater efficiency and minimize regulatory risk
- Standardize your entire compliance operation with robust test designs that work with all your instruments
- Add, remove or reconfigure tests based upon your unique user requirements
- Reduce staff review time significantly with consistently formatted, computer generated, tamper-proof reports

Agilent Education and Consulting Services

Our best minds, working for you

Make the most of your instrument with training and consulting from the same experts who designed the instruments, software and processes you use every day.

- Classroom, online, and on-site training in instrument operation, troubleshooting and maintenance
- Customized consulting services to meet your lab's unique needs

The Agilent Value Promise – 10 Years of Guaranteed Value

In addition to continually evolving products, we offer something else unique to the industry – our 10-year value promise guarantee. The Agilent Value Promise guarantees you at least 10 years of instrument use from your date of purchase, or we will credit you with the residual value of the system toward an upgraded model. Not only does Agilent ensure a reliable purchase now, but we also ensure that your investment is just as valuable in the future.


For more detailed information, please go to www.agilent.com/chem/services or contact your local Agilent Services and Support representative.



Technical Support at work for you

Have a hardware, software, application, instrument repair or troubleshooting question? Agilent's technical experts are available to answer your questions. With years of laboratory experience, our technical support specialists can provide in-depth knowledge and experience.

For questions pertaining to supplies found in this catalog, contact your local Agilent office or Authorized Agilent Distributor or visit www.agilent.com/chem/techsupport



Need more information?

Visit www.agilent.com/chem/contactus to:

- Locate your nearest Agilent office or distributor for expert technical support.
- Get fast sales and product assistance by phone. Simply use the scroll-down menu to select your country.
- Receive email assistance using our convenient online forms.

Agilent J&W GC columns

The story behind Agilent J&W GC Columns

In 2000, Agilent Technologies, the inventor of fused silica GC tubing, merged with J&W Scientific, the creator of the first GC stationary phase made from cross-linked siloxane polymers. In 2010, Agilent acquired Varian adding PLOT, Select, VF, CP-Sil, UltiMetal, and packed to the existing Ultra Inert, High Efficiency, LTM, PAH, and Custom GC columns. Our foundation of GC expertise, combined with these vital acquisitions, we have built Agilent J&W into the most extensive and innovative GC column offering in the world.

Put over 40 years of Agilent quality and innovation behind your every separation

Agilent J&W offers the broadest portfolio of the most innovative GC columns in the world, with over 3500 part numbers. Our portfolio offers the best inertness for acids/bases/mixed functional compounds, the lowest bleed levels and the tightest column-to-column reproducibility. So when you put industry-leading Agilent J&W GC columns to work in your lab, you can have the utmost confidence in your column, and in every separation.



The most inert and lowest bleed columns for sensitivity and performance

Agilent J&W columns have the widest range of standard, GC/MS and Ultra Inert stationary phases proven to deliver consistent column inertness and exceptionally low column bleed with high upper temperature limits, ensuring accurate peak identification and quantification. Column bleed can decrease spectral integrity, reduce uptime, and shorten column life. Column activity contributes to severe peak tailing, as well as compound loss or degradation for active compounds (e.g. acids and bases), leading to inaccurate quantification.

Better precision for better results


Agilent J&W columns adhere to tight retention factor (k) specifications, promoting consistent retention and separation. They also feature narrow retention indexes and a high number of theoretical plates per meter, ensuring narrow peaks and improving the resolution of closely eluting peaks.


The industry's tightest quality control specifications

Agilent's industry-leading testing ensures the most reliable qualitative and quantitative results, and unmatched column-to-column reproducibility, for your most challenging compounds. Offering the industry's only Ultra Inert testing, we test each column for peak height ratios and tailing for acids, bases, and other chromatographically demanding compounds so you can have utmost confidence in your trace-level separations.

And, with Agilent's industry-leading instruments, services, global technical support, and quick shipment from Agilent regional logistic centers, Agilent's whole solution provides you with even more confidence in your column, and in your every separation.

To learn more about Agilent J&W GC columns please visit www.agilent.com/chem/mygccolumns





LTM II standard format with 5 in column toroid

Agilent J&W LTM II Column Modules

Agilent J&W LTM II Low Thermal Mass Column Modules for 7890A/B Series GC Systems

Available in a wide variety of Wall Coated Open Tubular (WCOT) and select Porous Layer Open Tubular (PLOT) column configurations.

- The capacity to run up to four column modules simultaneously – with four different temperature programs – to maximize your productivity
- Rapid temperature programming rates for higher analysis speeds
- Faster cooling times – as low as one minute or less – to decrease idling and downtime
- Excellent retention time repeatability and performance – comparable to conventional GC

All LTM II column modules are packaged with:

- Two 1 m guard columns (one each for the inlet and detector) fused silica the same id as the analytical column
- Flexible Metal ferrules that fit the dimensions of the analytical and guard columns



Agilent J&W LTM II Low Thermal Mass Column Modules for 7890A/B Series GC Systems

This LTM column technology is designed specifically for Agilent 5975T GC/MS systems. These modules include an integrated 3 in LTM capillary column toroid assembly with heated transfer lines, cooling fan assembly and sheet metal enclosure. Replacement column toroid assemblies are also available. Benefits of the LTM column modules include:

- Faster heating and cooling times – as low as one minute or less – for more rapid analytical cycle times
- Excellent retention time repeatability and performance comparable to conventional GC
- Less power consumption for longer in-field operation
- Integrated module design to facilitate easy column module change in the field


Shorten analytical cycle times and boost your high speed gas chromatography capabilities

Agilent J&W LTM column modules combine a high quality fused silica capillary column with heating and temperature sensing components for a low thermal mass column assembly. The LTM column module contains a patented design which heats and cools the column very efficiently for significantly shorter analytical cycle times compared to conventional air-bath GC oven techniques, while simultaneously using less power.

Agilent offers LTM technology for our popular 7890 and 6890 Series GC systems, and the 5975T GC/MS.

For more information, visit www.agilent.com/chem/LTMcol





GC Capillary Columns

More than just essential products... reliable results!

With the highest inertness, lowest bleed levels, and the tightest column-to-column reproducibility, Agilent J&W GC Capillary columns perform better than any columns on the market.

Ultra Inert Columns – allow you to perform trace level analysis – including the analysis of acids, bases, or other active compounds – with the utmost confidence. They also help ensure an inert GC flow path that is essential for sensitivity, performance, and the integrity of your analytical results.

High Efficiency Columns – are ideal for applications that require reduced analysis time, such as high-throughput screening, fast process monitoring, fast QC analyses, and fast method development.

Low-bleed GC/MS Columns – are specifically designed to chromatograph a broad range of trace-level samples, and offer low bleed and high inertness even at higher temperatures.

Premium Polysiloxane Columns – are stable, robust, and versatile and are available in a wide variety of stationary phases.

Polyethylene Glycol (PEG) Columns – offer a variety of unique phase characteristics to meet the varying needs of your laboratory, thanks to Agilent's strict quality control of the cross-linking and deactivation processes.

Specialty Columns – meet Agilent's uncompromising standards for high-temperature, life science, pesticide, petroleum, semivolatile, and volatile applications.

PLOT Columns – deliver superior separation for compounds that are gases at room temperature. They are also ideal for analyzing fixed gases, low molecular weight hydrocarbon isomers, volatile polymer compounds, and reactive analytes such as gases, amines, and hydrides.

On the following pages you will find details on our complete line of innovative Agilent J&W GC columns. For more information, contact your local Agilent representative or Agilent Authorized Distributor. Or you can order online at www.agilent.com/chem/store.

Table of Contents

Column Selection Principles	247	Premium Polysiloxane Columns...318	Specialty Columns	362
GC Column Application and Method Guides.....	262	DB-1	<i>High Temperature Columns</i>	362
Ultra Inert GC Columns	286	HP-1	DB-1ht	362
DB-1ms Ultra Inert	289	CP-Sil 5 CB.....	DB-5ht	363
HP-1ms Ultra Inert.....	289	Ultra 1	DB-17ht.....	364
DB-5ms Ultra Inert	290	Ultra 2.....	VF-5ht and VF-5ht UltiMetal.....	365
HP-5ms Ultra Inert.....	290	DB-5.....	<i>Petroleum Columns.....</i>	366
DB-35ms Ultra Inert.....	291	HP-5.....	Lowox	366
DB-624 Ultra Inert	291	CP-Sil 8 CB.....	GS-OxyPLOT	366
DB-Select 624 UI for <467>	292	CP-Sil 13 CB	CP-Sil 5 CB for Formaldehyde	367
DB-UI 8270D Ultra Inert	292	DB-35.....	HP-PONA	367
Agilent J&W High Efficiency GC Capillary Columns.....	293	HP-35	CP-Sil PONA CB.....	368
Low-bleed GC/MS Columns.....	294	DB-17.....	CP-Sil PONA for ASTM D5134.....	368
DB-1ms.....	295	HP-50+.....	DB-Petro	369
HP-1ms.....	296	CP-Sil 24 CB	HP-1 Aluminum Clad.....	369
VF-1ms	297	DB-23.....	DB-2887.....	370
DB-5ms.....	299	DB-200.....	DB-HT SimDis	370
HP-5ms.....	301	DB-210.....	CP-SimDist.....	371
VF-5ms	302	DB-225.....	CP-SimDist UltiMetal	372
DB-XLB.....	304	CP-Sil 43 CB	CP-Sil 2 CB.....	373
VF-Xms	305	DB-1301.....	CP-TCEP for Alcohols in Gasoline	373
DB-35ms	306	CP-1301	DB-Sulfur SCD.....	374
VF-35ms	307	DB-1701.....	Select Low Sulfur	375
DB-17ms	308	CP-Sil 19 CB	CP-Sil 5 CB for Sulfur.....	375
VF-17ms	309	Polyethylene Glycol (PEG) Columns.....	Select for Permanent Gases – Dual Column.....	376
VF-23ms	310	DB-WAX and DB-WaxFF	Select Al ₂ O ₃ MAPD.....	376
VF-200ms	311	DB-WAXetr.....	Biodiesel Capillary GC Columns	377
DB-225ms	312	HP-INNOWax	Select Biodiesel.....	379
VF-WAXms.....	313	CP-Wax 52 CB	Select Silanes	380
VF-624ms and VF-1301ms	315	DB-FFAP	CP-Volamine	381
VF-1701ms	317	HP-FFAP	CP-Sil 8 CB for Amines.....	382
		CP-Wax 58 FFAP CB.....	CP-Wax for Volatile Amines and Diamines	382
		Carbowax 20M and HP-20M	PoraPLOT Amines	383

(Continued)

Table of Contents (Continued)

Specialty Columns (Continued)

<i>Pesticides Columns</i>	384
DB-CLP1 and DB-CLP2.....	384
VF-5 Pesticides.....	385
DB-1701P.....	386
VF-1701 Pesticides.....	386
CP-Sil 8 CB for Pesticides.....	387
CP-Sil 19 CB for Pesticides.....	387
DB-608.....	388
HP-PAS5.....	388
Rapid-MS.....	389
<i>PAH Columns</i>	390
Select PAH.....	390
DB-EUPAH.....	390
CP-Sil PAH CB UltiMetal.....	391
<i>Semivolatiles Columns</i>	392
DB-UI 8270D for Semivolatiles.....	392
CP-Sil 8 CB for PCB.....	393
DB-5.625.....	394
HP-5ms Semivolatile.....	395
CP-Sil 5/C18 CB for PCB.....	395
DB-Dioxin.....	396
CP-Sil 88 for Dioxins.....	396
<i>Volatiles Columns</i>	397
DB-624 Ultra Inert.....	397
DB-624.....	398
CP-Select 624 CB.....	399
DB-VRX.....	400
HP-VOC.....	401
DB-502.2.....	402
DB-MTBE.....	402
CP-Select CB for MTBE.....	403
DB-TPH.....	403
Select Mineral Oil.....	404

<i>Foods, Flavors and Fragrance Columns</i>	405
HP-88.....	405
CP-Sil 88.....	406
Select FAME.....	407
CP-Sil 88 for FAME.....	407
CP-Wax 57 CB.....	408
CP-Carbowax 400 for Volatiles in Alcohol.....	408
CP-Wax 57 CB for Glycols and Alcohols.....	409
CP-TAP CB for Triglycerides.....	409
CP-FFAP CB for Free Fatty Acids in Dairy Products.....	410
CycloSil-B.....	410
Cyclodex-B.....	411
HP-Chiral β	411
CP-Chirasil Val.....	412
CP-Chirasil-Dex CB.....	412
CP-Cyclodextrin- β -2,3,6-M-19.....	413
<i>Life Sciences Columns</i>	414
DB-ALC1 and DB-ALC2.....	414
VF-DA.....	415
DB-5ms EVDX.....	415
DB-Select 624 UI for <467>.....	416
HP-Fast Residual Solvent.....	416
Metal Columns	417
PLOT Columns	420
PLOT PT.....	420
PoraBOND Q.....	422
PoraBOND U.....	423
PoraPLOT Q and PoraPLOT Q-HT.....	424
HP-PLOT Q.....	425
GS-Q.....	426
PoraPLOT U and PoraPLOT S.....	427

PLOT Columns (Continued)

HP-PLOT U.....	428
HP-PLOT Al ₂ O ₃ KCl.....	428
GS-Alumina KCl.....	429
CP-Al ₂ O ₃ /KCl and CP-Al ₂ O ₃ /Na ₂ SO ₄	430
HP-PLOT Al ₂ O ₃ S.....	432
GS-Alumina.....	433
HP-PLOT Al ₂ O ₃ M.....	434
GS-GasPro.....	434
CP-SilicaPLOT.....	435
CarboBOND and CarboPLOT P7.....	436
GS-CarbonPLOT.....	437
HP-PLOT Molesieve.....	438
CP-Molsieve 5Å.....	439
Particle Traps for use with PLOT Columns.....	440
Non-Bonded Stationary Phases	441
Guard Columns	445
LTM Column Modules	447
Fused Silica Tubing	464
Stainless Steel Tubing	469
Packed GC Columns	470
Custom GC Column Ordering	481
GC Column Test Standards	482
Column Installation and Troubleshooting	484

Column Selection Principles


Narrow your choices, save time, and reduce trial and error

Selecting the right capillary column for your application can be an uncertain (and sometimes difficult) task. If possible, you should begin by consulting sample applications provided by GC manufacturers and suppliers – or described in published Application Notes.

In addition, the following pages will help you:

- Choose a stationary phase – your most critical decision – based on factors such as selectivity, polarity, and phenyl content.
- Understand how column diameter influences factors like efficiency, solute retention, head pressure, and carrier gas flow rates.
- Determine which column length will affect solute retention, column head pressure, column bleed – and cost.
- Appreciate the difference between thin-film and thick-film columns with regard to capacity, inertness, bleed, and upper temperature limit.

While there are no foolproof techniques, shortcuts, tricks or secrets to column selection, there are some guidelines and concepts that simplify the process. There are four major column parameters to consider: stationary phase, diameter, length, and film thickness.





Selecting Stationary Phases

Choosing the best stationary phase is the most important decision when selecting a capillary column. Unfortunately, it is also the most difficult and ambiguous decision. The most reliable method is to consult the large collection of example applications provided by column manufacturers, GC manufacturers and in published literature. While an exact example application may not be available, enough information can usually be obtained to simplify the decision or reduce the number of potential columns. The most difficult situation is when no previous information is available. Stationary phase selection is much easier even if only one chromatogram is available for all or most of the sample compounds. The most reliable method is to consult the large collection of example applications provided by GC column and hardware manufacturers and published in literature.

The concepts of stationary phase selectivity and polarity are very useful when selecting stationary phases. For best performance, start with the general purpose Agilent J&W Ultra Inert 1 ms and 5ms columns to get the lowest column bleed and column activity for a wide range of analytes, including active compounds and trace level samples.

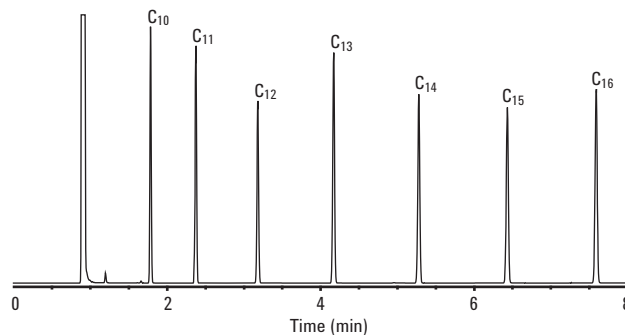
Synonymous use of the terms polarity and selectivity is not accurate, but it is very common. Selectivity is determined by the physicochemical interactions of the solute molecules with the stationary phase. Polarity is determined by the structure of the stationary phase. Polarity does have an effect on separation; however, it is only one of the many stationary phase properties that influence peak separation (see the next section on polarity).

Selectivity can be thought of as the ability of the stationary phase to differentiate between two solute molecules by differences in their chemical or physical properties. Separation is obtained if the interactions between the stationary phase and solutes are different. For liquid or gum stationary phase (polysiloxanes and polyethylene glycols), there are three major interactions: dispersion, dipole, and hydrogen bonding. The following is a simplified and condensed explanation of the interactions for polysiloxane and polyethylene glycol stationary phases.

Dispersion is the dominant interaction for all polysiloxane and polyethylene glycol stationary phases. Dispersion can be simplified into the concept of volatility. Simply stated, the more volatile a solute, the faster it elutes from the column (i.e., shorter retention time). However, this order can be altered by the effect of solute and stationary phase polarities, and the other interactions. Solute boiling points are sometimes used as a measure of compound volatility. That is, compounds elute in the order of their increasing boiling points. Unfortunately, boiling points cannot be universally applied to the dispersion interactions. Boiling points are fairly valid when dealing with compounds with similar structures, functional groups or homologous series (**Figure 1**). When dealing with compounds with mixed functional groups, the boiling points simplification often fails (**Figure 2**). If compound boiling points differ by more than 30 °C, they usually can be separated by most stationary phases (there are exceptions). If compound boiling points differ by less than 10 °C, the boiling point simplification becomes less certain and more likely to be in error (except for compounds in a homologous series).

Figure 1: Boiling Point Elution Order for Homologous Series**Column:** DB-1, 15 m x 0.25 mm, 0.25 μ m**Carrier:** Helium at 30 cm/s**Oven:** 60 °C for 1 min, 60-180 °C at 20 °C/min

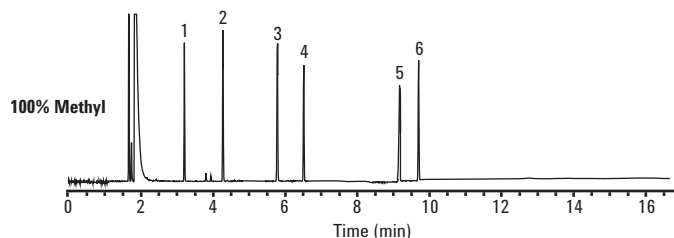
	Boiling Point (°C)
1. n-Decane (C ₁₀)	174
2. n-Undecane (C ₁₁)	196
3. n-Dodecane (C ₁₂)	216
4. n-Tridecane (C ₁₃)	234
5. n-Tetradecane (C ₁₄)	253
6. n-Pentadecane (C ₁₅)	268
7. n-Hexadecane (C ₁₆)	287



Homologous series of hydrocarbons. The solutes elute in order of their increasing boiling points; however, the peaks are not spaced in proportion to their respective boiling points.

Figure 2: Deviation from Boiling Point Order**Column:** DB-1, 30 m x 0.25 mm, 0.25 μ m

	Boiling Point (°C)
1. Toluene	111
2. Hexanol	157
3. Phenol	182
4. Decane (C ₁₀)	174
5. Naphthalene	219
6. Dodecane (C ₁₂)	216



Solutes outside of the homologous series do not elute in the boiling point order.

If the stationary phase is capable of dipole interaction, it enhances its power to separate solutes whose dipole moments are different. Only some stationary phases are able to exploit this interaction. Polyethylene glycols, and cyanopropyl and trifluoropropyl substituted polysiloxanes readily undergo the dipole interactions; methyl or phenyl substituted groups do not undergo a dipole interaction (**Table 1**). The amount of peak separation for solutes with different dipoles often changes if a stationary phase with a different interaction is used (**Figure 3**). If the dipole difference between compounds is small, a greater amount of the appropriate group is needed (e.g., a 50% cyanopropylphenyl-methyl polysiloxane instead of a 14% cyanopropylphenyl-methyl polysiloxane). It is difficult to accurately predict the magnitude of the separation change for all of the peaks. Empirical results have shown that dipole interaction stationary phases are well suited for samples containing compounds that have base or central structures to which different groups are attached in various positions. Examples include substituted aromatics, halocarbons, pesticides and drugs.

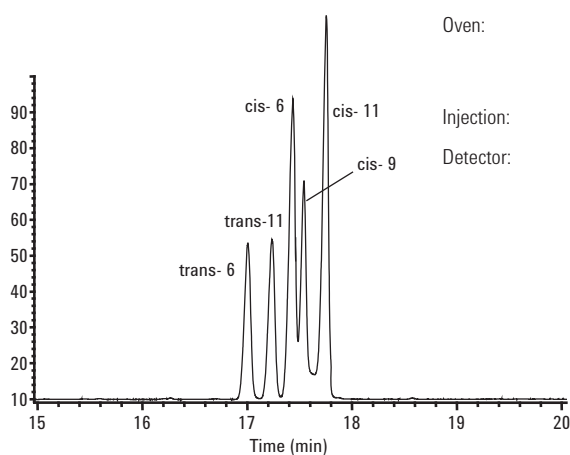
Table 1: Stationary Phase Interactions

Functional Group	Dispersion	Dipole	Hydrogen Bonding
Methyl	Strong	None	None
Phenyl	Strong	None to weak	Weak
Cyanopropyl	Strong	Very strong	Moderate
Trifluoropropyl	Strong	Moderate	Weak
PEG	Strong	Strong	Moderate

Figure 3: Dipole Interactions

Column: HP-88, 30 m x 0.25 mm, 0.25 μ m

Molecular weight and boiling points are virtually identical for these fatty acid methyl ester (FAME) isomers, with only the dipole interactions due to the hydrogen isomeric positions on the molecules being different. Only strong dipole interactions in the stationary phase can provide chromatographic separation for these types of compounds.



C-18:1 cis and trans isomers on HP-88

Carrier: Hydrogen, 2 mL/min constant flow

Oven: 120 °C, 1 min, 10 °C/min to 175 °C, 10 min
5 °C/min to 210 °C, 5 min
5 °C/min to 230 °C, 5 min

Injection: 1 μ L

Detector: FID, 250 °C

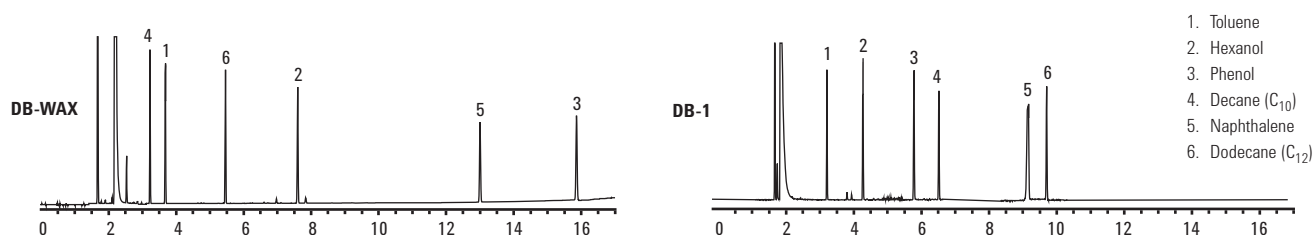
The hydrogen bonding interaction occurs if there is hydrogen bonding between the solute molecules and the stationary phase. **Table 2** lists the types of compounds that can form hydrogen bonds along with their relative bonding strengths. It is the difference in the strength of the hydrogen bonding that is critical. The same stationary phases that undergo dipole interactions also undergo hydrogen bonding interactions. The amount of peak separation for solutes whose hydrogen bonding potentials differ often changes if a stationary phase with a different amount of hydrogen bonding interaction is used (**Figure 4**). If the hydrogen bonding difference between compounds is small, a great amount of the appropriate group is needed (e.g., a polyethylene glycol instead of a 14% cyanopropylphenyl-methyl polysiloxane). It is difficult to accurately predict the magnitude of the separation change for all of the peaks. Sometimes the desired separation is obtained, but another set of peaks now co-elute with the new stationary phase.

Table 2: Relative Hydrogen Bonding Strengths

Strength	Compounds
Strong	Alcohols, carboxylic acids, amines
Moderate	Aldehydes, esters, ketones
Weak to none	Hydrocarbons, halocarbons, ethers

Figure 4: Hydrogen Bonding Interactions

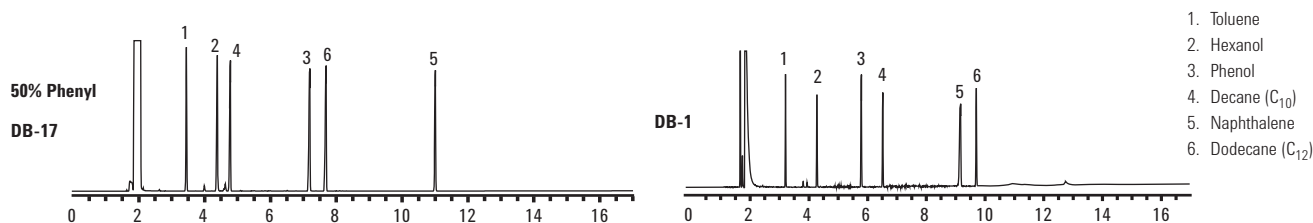
Column: 15 m x 0.25 mm, 0.25 μ m



DB-1 does not undergo hydrogen bonding interactions. The change in the elution order of hexanol and phenol with DB-WAX is a combination of the dipole and hydrogen bonding interaction.

Figure 5: Phenyl Content Retention

Column: 15 m x 0.25 mm, 0.25 μ m



The aromatics increase in retention relative to the hydrocarbons for the DB-17 columns. DB-17 contains 50% phenyl substitution. DB-1 contains no phenyl substitution.

Another stationary phase characteristic that may effect retention in a predictable manner is the phenyl content. In general, the higher the phenyl content of the stationary phase, the higher the retention of aromatic solutes relative to aliphatic solutes. This does not mean that aromatic solutes are more retained (e.g., higher *k*) by high phenyl content stationary phases, but that aromatic solutes are more retained relative to aliphatic solutes. **Figure 5** shows an example of this retention behavior.

Polarity

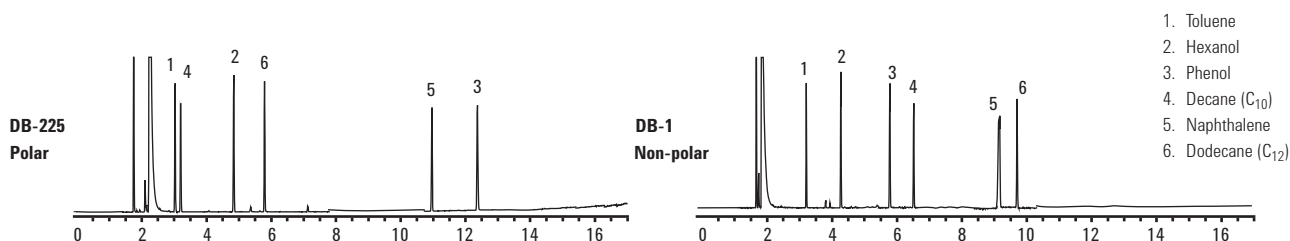
Stationary phase polarity is determined by the polarity of the substituted groups and their relative amounts. **Table 3** lists a variety of stationary phases in order of their increasing polarity. Polarity is often erroneously used to select columns or to determine separation characteristics. Stationary phase polarity is only one of many factors that affect retention and separation.

While polarity is not directly related to selectivity, it has a pronounced effect on compound retention, thus separation. For compounds of similar volatility, greater retention is obtained for solutes with polarities similar to the stationary phase. In other words, polar compounds are more strongly retained by a polar stationary phase than a less polar stationary phase, and vice versa. This effect can be seen in **Figure 6**. The changes in retention and elution order can be largely attributed to the changes in stationary phase polarity. Changes in the amount of phenyl substitution, and dipole and hydrogen bonding interactions also contribute to the changes; however, it is difficult to assess the magnitude of their individual contributions.

Separation and efficiency have to be considered together and not as separate column attributes, as each contributes to peak resolution. When the stationary phase provides adequate resolution between peaks, higher efficiency is not needed. Shorter or larger diameter columns and less than optimal GC conditions can be used in these situations. When resolution is not adequate, there is a need for higher column efficiency.

Figure 6: Polarity – Retention Relationship

Column: 15 m x 0.25 mm, 0.25 μ m



The alcohols (polar) increase in retention relative to hydrocarbon (non-polar) for the DB-225 column. DB-225 is more polar than DB-1.

In addition to retention, stationary phase polarity influences other column characteristics. There is a general trend between stationary phase polarity and column lifetime, temperature limits, bleed and efficiency. Column life, temperature limits and efficiency tend to be higher for more non-polar stationary phases. These are general trends and not absolute certainties. Low bleed stationary phases sometimes go against this trend.

Table 3: Stationary Phase Polarity

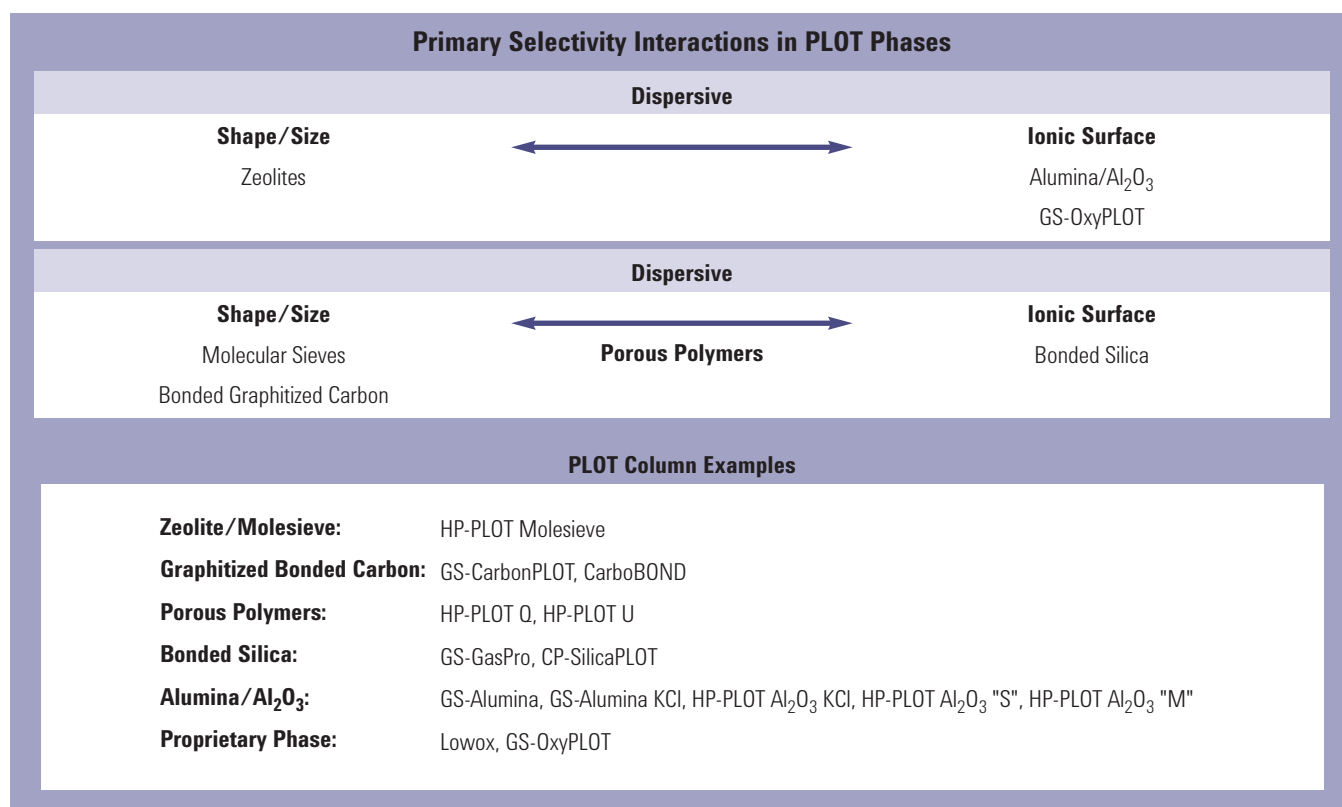
Low Polarity			Mid Polarity			High Polarity		
CP-Sil 2	DB & HP-1ms UI	DB & HP-5ms UI	DB-XLB	DB-225ms	DB-ALC1	HP-88	DB-WAX	CP-TCEP
DB-MTBE	DB & HP-1ms	DB & HP-5ms	VF-Xms	DB-225	DB-Dioxin	CP-Sil 88	DB-WAXetr	
CP-Select CB MTBE	VF-1 ms	VF-5ms	DB-35ms UI	CP-Sil 43 CB	DB-200	DB-23	HP-INNOWax	
	DB & HP-1	DB & HP-5	DB & VF-35ms	VF-1701 ms	VF-200ms	VF-23 ms	VF-WAXms	
	CP-Sil 5 CB	CP-Sil 8 CB	DB & HP-35	DB-1701	DB-210		CP-Wax 57 CB	
	Ultra 1	Ultra 2	DB & VF-17ms	CP-Sil 19 CB	DX-4		DB & HP-FFAP	
	DB-1ht	VF-DA	DB-17	DB-ALC2			DB-WAX FF	
	DB-2887	DB-5.625	HP-50+	DX-1			CP-FFAP CB	
	DB-Petro/PONA	DB & VF-5ht	DB-17ht				CP-WAX 58 FFAP CB	
	CP-Sil PONA CB	CP-Sil PAH CB	DB-608				CP-WAX 52 CB	
	DB-HT SimDis	Select Biodiesel	DB-TPH				CP-WAX 51	
	CP-SimDis	SE-54	DB-502.2				CP-Carbowax 400	
	CP-Volamine		HP-VOC				Carbowax 20M	
	Select Mineral Oil		DB-VRX				HP-20M	
	HP-101		DB-624				CAM	
	SE-30		DB-624ms/UI					
	DB-Sulfur SCD		VF-624ms					
			DB-Select 624 UI					
			DB-1301					
			VF-1301ms					
			CP-Sil 13 CB					

Gas-Solid or PLOT Columns

PLOT (Porous Layer Open Tubular) columns are intended for the separation of very volatile solutes (primarily gases) without the need for cryogenic or sub-ambient cooling of the oven. Separations that would require column temperatures below 35 °C, even with thick film liquid stationary phase can be obtained at temperatures above 35 °C with PLOT columns.

Gas-solid or PLOT column stationary phases are physically different than polysiloxanes and polyethylene glycols. Gas-solid stationary phase are small, porous particles. The particles are stuck to the inner wall of the capillary tubing using a binder or similar means. Solute are separated based on differences in their adsorption properties. Since the particles are porous, size and shape differentiation also occurs.

Alumina PLOT columns are well suited for the separation of C₁-C₁₀ hydrocarbons and small aromatics. The KCl version of the Alumina PLOT column changes the retention order for some of the hydrocarbons. The PLOT Q column provides slightly better separation for C₁-C₃ hydrocarbons, but C₄ and higher hydrocarbons are better separated with an Alumina PLOT column. PLOT Q exhibits extremely long retention times and very broad peaks for C₆ and higher hydrocarbons and aromatics. PLOT Q separates sulfur gases from each other and from most light hydrocarbons. Molesieve PLOT columns are used to separate many noble and permanent gases. GS-GasPro columns combine many of the features of the various other PLOT columns. Light hydrocarbons, inorganic gases and solvents are some of the samples suitable for GS-GasPro.



Stationary Phase Selection Summary

1. If no information or ideas about which stationary phase to use is available, start with a DB-1 or DB-5.
2. Low-bleed ("ms") columns are usually more inert and have higher temperature limits. Ultra Inert 1ms, 5ms, and 35ms columns provide the lowest column bleed and highest column inertness for a wide range of analytes, including active compounds and trace level samples.
3. Use the least polar stationary phase that provides satisfactory resolution and analysis times. Non-polar stationary phases have superior lifetimes compared to polar phases.
4. Use a stationary phase with a polarity similar to that of the solutes. This approach works more times than not; however, the best stationary phase is not always found using this technique.
5. If poorly separated solutes possess different dipoles or hydrogen bonding strengths, change to a stationary phase with a different amount (not necessarily more) of the dipole or hydrogen bonding interaction. Other co-elutions may occur upon changing the stationary phase, thus the new stationary phase may not provide better overall resolution.
6. If possible, avoid using a stationary phase that contains a functionality that generates a large response with a selective detector. For example, cyanopropyl containing stationary phases exhibit a disproportionately large baseline rise (due to column bleed) with NPDs.
7. A DB-1 or DB-5, DB-1701, DB-17, and DB-WAX cover the widest range of selectivities with the smallest number of columns.
8. PLOT columns are used for the analysis of gaseous samples at above ambient column temperatures.

TIPS & TOOLS

Ensure a lifetime of peak performance and maximum productivity with Agilent's comprehensive GC supplies portfolio. Learn more at www.agilent.com/chem/GCsupplies



Table 4:
Column Efficiency vs. Diameter

Column ID Diameter (mm)	Theoretical Plates/Meter
0.10	12,500
0.18	6,600
0.20	5,940
0.25	4,750
0.32	3,710
0.45	2,640
0.53	2,240

Maximum efficiency for a solute with $k=5$

Column Diameter

Column diameter has an influence over five parameters of primary concern. They are efficiency, retention, pressure, carrier gas flow rate, and capacity.

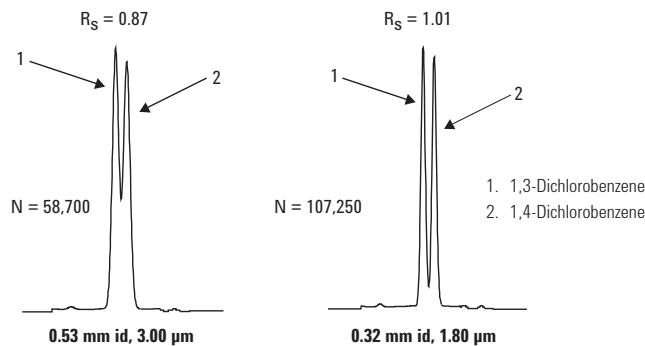
Column efficiency (N/m) is inversely proportional to column diameter. The efficiencies listed in **Table 4** show that smaller diameter columns have higher theoretical plates per meter. Resolution is a square root function of the theoretical plate number. Therefore, doubling column efficiency theoretically increases resolution only by 1.41 times (the square root of 2), but closer to 1.2-1.3 times in real practice. Smaller diameter columns are used when peak separation is small and high column efficiency (i.e., narrow peaks) is needed. **Figure 7** shows the difference in resolution for two different diameter columns.

Solute retention is inversely proportional to column diameter, for isothermal temperature conditions. For temperature program conditions, the change is $1/3-1/2$ of the isothermal value. Column diameters are rarely selected based on retention. **Figure 7** shows the difference in retention for two different diameter columns.

Column head pressure is approximately an inverse squared function of the column radius. For example, a 0.25 mm id column requires about 1.7 times the head pressure of a 0.32 mm id column of the same length (also, carrier gas and temperature). Column head pressures increase or decrease dramatically with changes in column diameter. Column diameters of 0.18 mm id or larger are used for standard GC analysis due to the very high pressures needed for smaller diameter columns. Wider diameter columns, especially shorter ones (e.g., 15 m x 0.32 mm id), are impractical for use in GC/MS systems. The vacuum at the exit of the column greatly reduces the required head pressure, and it is difficult to maintain or control very low head pressures.

Figure 7: Column Diameter – Comparison of Resolution and Retention

Column: DB-624, 30 m



At constant pressure, **carrier gas flow rates** increase as column diameters increase. For applications or hardware requiring high flow rates, larger diameter columns are normally used. Headspace and purge & trap systems require higher carrier gas flow rates for proper operation. 0.45 or 0.53 mm id columns are used with these systems so that the higher flow rates can be used. Special considerations must be taken if small diameter columns are used in these types of systems. This includes the use of cryogenic interfaces or ovens, or interfacing through split injectors. Added complexity and/or cost, or sample loss, are involved with these techniques. For applications or hardware requiring low carrier gas flow rates, smaller diameter columns are normally used. GC/MS is the typical system requiring low carrier gas flow rates, and therefore, 0.25 mm id and smaller id columns are used in these applications.

Column capacity increases as the column diameter increases. The actual column capacity also depends on the stationary phase, solute and film thickness. **Table 5** lists typical capacity ranges for a variety of column diameters.

Table 5: Column Capacity in ng

Film Thickness (µm)	Column Inside Diameter (mm)			
	0.18-0.20	0.25	0.32	0.53
0.10	20-35	25-50	35-75	50-100
0.25	35-75	50-100	75-125	100-250
0.50	75-150	100-200	125-250	250-500
1.00	150-250	200-300	250-500	500-1000
3.00		400-600	500-800	1000-2000
5.00		1000-1500	1200-2000	2000-3000

Column Diameter Selection Summary

1. Use **0.15, 0.18 or 0.25 mm id columns** when higher column efficiencies are needed. 0.15 and 0.18 mm id columns are especially well suited for GC/MS systems with low pumping capacities. Smaller diameter columns have the lowest capacities and require the highest head pressures.
2. Use **0.32 mm id columns** when higher sample capacity is needed. They often provide better resolution of earlier eluting solutes for splitless injections or large injection volumes (>2 µL) than 0.25 mm id columns.
3. Use **0.45 mm id columns** when only a Megabore direct injector is available and higher column efficiency is desired. Well suited for high carrier gas flow rate situations, such as with purge & trap, headspace samplers, and valve injection applications.
4. Use **0.53 mm id columns** when only a Megabore direct injector is available. Well suited for high carrier gas flow rate situations, such as with purge & trap and headspace samplers. 0.53 mm id columns have the highest sample capacities at constant d_f .



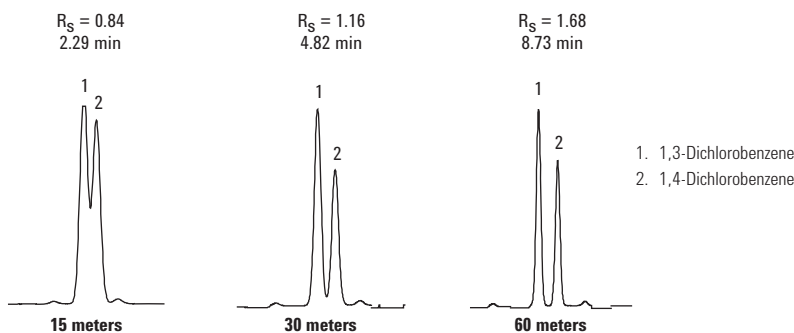
Column Length

Column length influences three parameters of major concern. They are efficiency, retention (analysis time) and carrier gas pressure.

Column efficiency (N) is proportional to column length. Resolution is a square root function of the theoretical plate number. For example, doubling column length (thus efficiency) theoretically increases resolution by only 1.41 times (closer to 1.2-1.3 times in practice). Longer columns are used when peak separation is small and high column efficiency (i.e., narrow peaks) is needed. **Figure 8** shows the difference in resolution for three different lengths.

Figure 8: Column Length – Comparison of Resolution and Retention

Column: DB-624
 15 m x 0.53 mm, 0.30 μ m
 30 m x 0.53 mm, 0.30 μ m
 60 m x 0.53 mm, 0.30 μ m



Solute retention is proportional to column length for isothermal temperature conditions. For temperature program conditions, the change is 1/3-1/2 of the isothermal value. When efficiency is increased by lengthening the column, there is a significant increase in analysis time. **Figure 8** shows the difference in retention for three different lengths.

Column head pressure is nearly proportional to column length. Pressure is usually not an issue unless the column has a very small or large diameter. Long, small diameter columns require extremely high head pressures, and short, wide diameter columns require very low head pressures. Neither situation is very practical and may be a limiting factor. Choice of carrier gas will also have an impact on column pressure.

Column bleed increases as column length increases. Longer columns have more stationary phase, thus more degradation products are produced. The increase in bleed with longer columns is not large and should not be a deterrent to using a longer column when one is necessary.

Column cost is directly related to column length. Doubling column length nearly doubles the price of the column. When efficiency is increased by lengthening the column, there is a significant increase in column cost. When considered in conjunction with the increase in analysis time, lengthening the column should be the last reasonable option for increasing efficiency.

Shorter columns cost more per meter than longer columns. Cutting longer columns into shorter lengths seems like a good method to save money, but it is not recommended. The quality of the smaller pieces cannot be guaranteed and may not be the same as the original, intact column. Theoretically, each piece should provide satisfactory and consistent results. In practice, this does not always occur. The probability of individual piece variation is higher when shorter pieces are cut from the original column. Greater variability between individual pieces is observed as column length, film thickness and stationary phase polarity increases, and column diameter decreases. Finally, there is the increased chance of tubing breakage when rewinding the shorter columns on other cages. Technically, cutting a column into shorter pieces voids the performance warranty.

Column Length Selection Summary

1. Start with **25-30 meter columns** when the best length is unknown.
2. **10-15 meter columns** are well suited for samples containing very well separated solutes or very few solutes. Shorter lengths are used for very small diameter columns to reduce head pressures.
3. **50-60 meter columns** should be used when resolution is not possible by other means (smaller diameter, different stationary phase, change in column temperature). Best suited for complex samples containing a large number of solutes. Long columns have long analysis times and higher cost.

Column Film Thickness

Column film thickness influences five major parameters: retention, resolution, bleed, inertness and capacity.

For isothermal conditions, solution retention is directly proportional to film thickness. For temperature program conditions, the change is 1/3-1/2 of the isothermal value. Thicker film columns are used to obtain higher retention for very volatile solutes. Volatile solutes normally requiring cryogenic (subambient) cooling with standard film thickness columns can be sufficiently retained at temperatures above 30 °C. Changing to a thicker film column has a net effect of providing equal or greater retention at a higher column temperature. Thicker film columns are typically used for volatile compounds like solvents and select gases. Thinner film columns are used to reduce the retention of highly retained solutes. Highly retained solutes can be eluted faster or at a lower temperature. Changing to a thinner film column has the net effect of providing equal or less retention at a lower column temperature. Thinner film columns are typically used for high boiling or molecular weight compounds. **Figure 9** shows the difference in retention for two different film thicknesses.

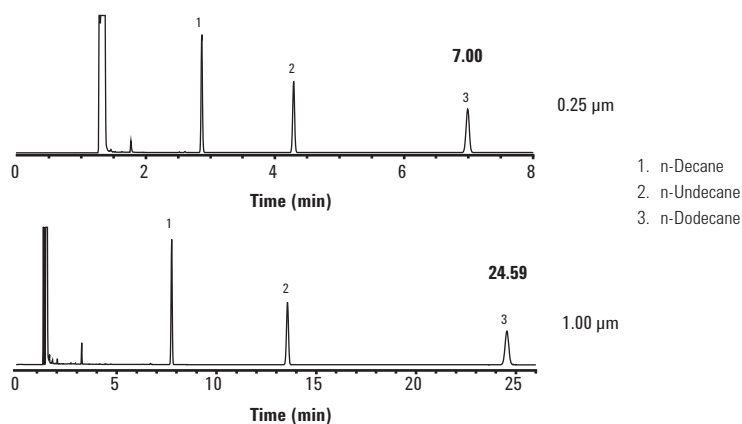
Solutes with k values less than 2 are very difficult to resolve due to insufficient retention by the column. Changing to a thicker film column results in better resolution since solute retention is increased. The resolution improvement depends on the solute k value for the original column. For solutes with k values of about 5 or less, increasing their retention results in improved resolution. For solute peaks with values of 5-10, increasing their retention provides a small to moderate increase in resolution. For peaks with k values above 10, increasing their retention often results in no resolution improvement and sometimes a loss of resolution. Increasing film thickness to improve the resolution of early eluting peaks may result in a resolution loss for later eluting peaks.

Figure 9: Column Film Thickness – Comparison of Resolution and Retention

Column: DB-1, 30 m x 0.32 mm

Carrier: Helium at 38 cm/s

Oven: 100 °C isothermal



For a given stationary phase, column bleed increases as film thickness increases. Since thicker film columns are more retentive, later eluting peaks may shift into a region of much higher column bleed when increasing film thickness. The upper temperature limits of thick film columns may be lower due to their higher bleed levels.

Thicker film columns are more inert. There is more stationary phase to shield the solutes from the tubing surface. Peak tailing for active compounds can often be reduced or eliminated with a thicker film column.

Thicker film columns have higher solute capacities. When one solute is present in significantly higher amounts, the resulting broad peak may interfere or co-elute with an adjacent peak. Changing to a thicker film column may reduce peak broadening, thus co-eluting. **Table 5** lists typical capacity ranges for a variety of film thickness.

Column Film Thickness Selection Summary

1. For **0.18-0.32 mm id columns**, a film thickness of 0.18-0.25 μm is average or standard (i.e., not thin or thick) and used for most analyses.
2. For **0.45-0.53 mm id columns**, a film thickness of 0.8-1.5 μm is average or standard (i.e., not thin or thick) and used for most analyses.
3. **Thick film columns** are used to retain and resolve volatile solutes (e.g., light solvents, gases). Thick columns are more inert and have higher capacities. Thick film columns exhibit higher column bleed and decreased upper temperature limits.
4. **Thin film columns** are used to minimize the retention of high boiling, high molecular weight solutes (e.g., steroids, triglycerides). Thin film columns are less inert, have lower capacities and exhibit lower column bleed.



GC Column Application and Method Guides

Application	Specific Application	Agilent Phases
Biodiesel	EN14105 Free/Total Glycerin	Biodiesel, Select Biodiesel
	ASTM D6584 Free/Total Glycerin	Biodiesel, Select Biodiesel
	EN14103 FAME Analysis	Biodiesel, Select Biodiesel
	EN14110 Residual Methanol	Biodiesel, Select Biodiesel
	EN14106 Free Glycerol	Select Biodiesel
Chiral	Chiral γ -lactones and terpenes	CycloSil-B
	Optical isomers of acids, alcohols, amino acids, aromatic hydrocarbons, diols, flavors, aromas, ketones, organic acids and phenols	Cyclodex-B
	Chiral compounds using a nitrogen selective detector	HP-Chiral β
	Optical isomers of acids, alcohols, amino acids, aromatic, diols, flavor, aromas, ketones, organic acids and phenols	CP-Chirasil-Dex CB, CP-Cyclodextrin- β -2,3,6-M-19
	Amino acids, optical isomers	CP-Chirasil-Dex CB, CP-Cyclodextrin- β -2,3,6-M-19
Foods, Flavors and Fragrances	FAME up to C ₂₆ , cis, trans, fast resolution FAME	Select FAME
	Best separation for cis, trans FAME analyses up to 260 °C	HP-88, CP-Sil 88 for FAME
	Volatiles	CP-Carbowax 400 for Volatiles in Alcohol
	Unsaturated triglycerides	CP-TAP CB for Triglycerides
	Flavors, aromas, free fatty acids C ₁ -C ₂₆	DB-WAX, HP-WAX, CP-FFAP CB
	Glycols, diols, alcohols	CP-Wax 57 CB for Glycols and Alcohols, DB-WAX
Life Sciences	Blood alcohol analysis	DB-ALC1 and DB-ALC2
	Drugs of abuse confirmation	DB-5ms EVDX
	USP solvents, common solvents	DB-Select 624UI for <467>, DB-624, VF-624ms
	Drugs of abuse confirmation	DB-35ms Ultra Inert, VF-DA
Pesticides	Organochlorine pesticides and PCBs	DB-CLP1 and DB-CLP2, DB-35ms Ultra Inert, DB-17ms, DB-XLB
	Chlorinated pesticides and PCBs	DB-608
	Trace levels of pesticides in food and environmental samples	DB-35ms Ultra Inert, DB-XLB, VF-1701 Pesticides, DB-1701P
	Chlorinated, nitrogen, phosphorus pesticides	CP-Sil 8 CB for Pesticides, DB-35ms Ultra Inert, DB-5ms Ultra Inert
	Chlorinated, nitrogen, phosphorus pesticides, trace level DDT and Endrin	CP-Sil 19 CB for Pesticides, DB-35ms, DB-XLB

(Continued)

Application	Specific Application	Agilent Phases
Polycyclic Aromatic Hydrocarbons	EU regulated PAHs	DB-EUPAH
	PAHs in environmental and food samples	Select PAH
	C ₅ -C ₈₀ , PAH and polar compounds	CP-Sil PAH CB UltiMetal
	EU and EPA regulated PAHs	VF-17ms for PAH
Petroleum	Simulated distillation using ASTM Method D2887	DB-2887
	C ₅ -C ₁₂₀ simulated distillation	DB-HT SimDis, CP-SimDist UltiMetal
	PONA and PIANO analysis	HP-PONA, DB-Petro, CP-Sil PONA CB
	ASTM D5134	CP-Sil PONA for ASTM D5134
	C ₁ -C ₁₀ hydrocarbons	Select Al ₂ O ₃ MAPD, Alumina PLOT PT family
	C ₁ -C ₆ alcohols, aromatic C ₆ -C ₁₀	CP-TCEP for Alcohols in Gasoline
	Sulfur impurities in propylene streams	DB-Select SCD, Select Low Sulfur
	Polar and non-polar volatile compounds, especially chlorosilanes with different substituents such as alkyl groups, or groups with ether, hydroxy and nitrile bonds	Select Silanes
	C ₁ -C ₆ amines, alcohols, NH ₃ , water, solvents, ethanol amines	CP-Volamine
	C ₃ -C ₂₀ amines, alkanol amines	CP-Sil 8 CB for Amines
	C ₃ -C ₈ amines and diamines	CP-Wax for Volatile Amines and Diamines
	C ₄ -C ₁₀ amines, diamines and aromatic amines	CP-Wax 51 for Amines
	Oxygenates in C ₁ -C ₁₀ hydrocarbons	CP-Lowox, GS-OxyPLOT
	C ₁ -C ₁₀ hydrocarbons	GS-OxyPLOT
	Methanol, formaldehyde and formic acid in water	CP-Sil 5 CB for Formaldehyde
	C ₁ -C ₁₂ hydrocarbons	CP-Squalane
	Volatile oxygenates and halogenated hydrocarbons	CP-Propox
	Semivolatiles	Polychlorinated dibenzodioxins (PCDDs) and dibenzofurans (PCDFs)
Dioxins and dibenzo furan		CP-Sil 88 for Dioxins, DB-Dioxin
EPA Semivolatiles Methods 625, 1625, 8270 and CLP protocols		DB-UI 8270D, DB-5ms Ultra Inert, DB-5.625, HP-5ms Semivolatile
PCB, detailed analysis		CP-Sil 5/C18 CB for PCB
PCB		CP-Sil 8 CB for PCB, DB-XLB

(Continued)

Application	Specific Application	Agilent Phases
Volatiles	EPA Methods 502.2, 524.2 and 8260	DB-624 Ultra Inert, DB-VRX
	Volatile priority pollutants and residual solvents	DB-624 Ultra Inert, DB-624, VF-624ms
	Halogenated hydrocarbons and solvents	CP-Select 624 CB
	EPA Methods 502.2, 524.2 and 8260	HP-VOC
	EPA Method 502.2	DB-502.2
	MTBE in soil and water	DB-MTBE
	Oxygenates and solvents	CP-Select CB for MTBE
	Total petroleum hydrocarbons (TPHs), soil analysis, and LUFT	DB-TPH
	C ₅ -C ₄₀ hydrocarbons	Select Mineral Oil
Metal	High temperature analysis and process applications	UltiMetal and DB-ProSteel
Non-Bonded	Amino acid derivatives, essential oils	HP-101
	Drugs, glycols, pesticides, steroids	HP-17
	Amines, basic compounds	CAM
	Alcohols, free acids, essential oils, ethers, glycols, solvents	Carbowax 20M and HP-20M
	Generic	SE-30 and SE-54



TIPS & TOOLS

Search the application library to find GC applications and standard methods of all types, old and new. To view, please visit www.agilent.com/chem/library

EPA Method

Drinking Water			
EPA Method	Application	Recommended Column	Part No.
501, 501.3	Measurement of trihalomethanes in drinking water by GC/MS and selected ion monitoring	DB-VRX, 30 m x 0.25 mm, 1.40 µm	122-1534
		DB-624, 30 m x 0.25 mm, 1.40 µm	122-1334
		VF-624ms, 30 m x 0.25 mm, 1.40 µm	CP9102
		DB-624 Ultra Inert, 30 m x 0.25 mm, 1.40 µm	122-1334UI
502.2	Volatile organic compounds in water by purge and trap capillary column GC with photoionization and electrolytic conductivity detectors in series	DB-VRX, 60 m x 0.25 mm, 1.40 µm	122-1564
		DB-624, 60 m x 0.25 mm, 1.40 µm	122-1364
		VF-624ms, 60 m x 0.25 mm, 1.40 µm	CP9103
		DB-624 Ultra Inert, 60 m x 0.25 mm, 1.40 µm	122-1364UI
		VF-624ms, 30 m x 0.25 mm, 1.40 µm	CP9102
503.1	Volatile aromatic and unsaturated organic compounds in water by purge and trap gas chromatography	DB-VRX, 30 m x 0.25 mm, 1.40 µm	122-1534
		DB-624, 30 m x 0.25 mm, 1.40 µm	122-1334
504.1	1,2-Dibromoethane (EDB) and 1,2-dibromo-3-chloropropane (DB CP), GC, microextraction	DB-CLP1, 30 m x 0.32 mm, 0.25 µm	123-8232
		DB-CLP2, 30 m x 0.32 mm, 0.50 µm	123-8336
		DB-VRX, 30 m x 0.25 mm, 1.40 µm	122-1534
		DB-624, 30 m x 0.25 mm, 1.40 µm	122-1334
		DB-624 Ultra Inert, 30 m x 0.25 mm, 1.40 µm	122-1334UI
		VF-1ms, 30 m x 0.32 mm, 1.00 µm	CP8926
505	Analysis of organohalide pesticides and commercial polychlorinated biphenyl (PCB) products in water by microextraction and GC	VF-1701ms, 30 m x 0.32 mm, 1.00 µm	CP9163
		DB-CLP1, 30 m x 0.32 mm, 0.25 µm	123-8232
		DB-CLP2, 30 m x 0.32 mm, 0.50 µm	123-8336
		DB-XLB, 30 m x 0.25 mm, 0.50 µm	122-1236
		VF-1ms, 30 m x 0.32 mm, 1.00 µm	CP8926
506	Determination of phthalate and adipate esters in drinking water by liquid-liquid extraction or liquid-solid extraction and GC with photoionization detection	VF-17ms, 30 m x 0.32 mm, 0.50 µm	CP8991
		DB-5ms, 30 m x 0.25 mm, 0.25 µm	122-5532
		VF-5ms, 30 m x 0.32 mm, 0.25 µm	CP8955
507	Determination of nitrogen and phosphorus-containing pesticides in water by GC with a nitrogen phosphorus detector	VF-1ms, 30 m x 0.32 mm, 0.25 µm	CP8924
		DB-35ms, 30 m x 0.25 mm, 0.25 µm	122-3832
		DB-5ms, 30 m x 0.25 mm, 0.25 µm	122-5532
		VF-5 Pesticides, 30 m x 0.25 mm, 0.25 µm	CP9074
		VF-1701 Pesticides, 30 m x 0.25 mm, 0.25 µm	CP9070

(Continued)

Drinking Water

EPA Method	Application	Recommended Column	Part No.
508	Determination of chlorinated pesticides in water by GC with an electron capture detector	DB-CLP1, 30 m x 0.32 mm, 0.25 µm	123-8232
		DB-CLP2, 30 m x 0.32 mm, 0.50 µm	123-8336
		DB-35ms Ultra Inert, 30 m x 0.32 mm, 0.25 µm	123-3832UI
		DB-XLB, 30 m x 0.32 mm, 0.50 µm	123-1236
		DB-608, 30 m x 0.32 mm, 0.50 µm	123-1730
		VF-5 Pesticides, 30 m x 0.25 mm, 0.25 µm	CP9074
		VF-1701 Pesticides, 30 m x 0.25 mm, 0.25 µm	CP9070
508.1	Determination of chlorinated pesticides, herbicides, and organohalides by liquid-solid extraction and electron capture GC	DB-CLP1, 30 m x 0.32 mm, 0.25 µm	123-8232
		DB-CLP2, 30 m x 0.32 mm, 0.50 µm	123-8336
		DB-35ms Ultra Inert, 30 m x 0.32 mm, 0.25 µm	123-3832UI
		DB-XLB, 30 m x 0.32 mm, 0.50 µm	123-1236
		VF-5 Pesticides, 30 m x 0.25 mm, 0.25 µm	CP9074
515	Determination of chlorinated herbicides in drinking water	DB-35ms Ultra Inert, 30 m x 0.32 mm, 0.25 µm	123-3832UI
		DB-5ms Ultra Inert, 30 m x 0.25 mm, 0.25 µm	122-5532UI
		HP-5ms Ultra Inert, 30 m x 0.25 mm, 0.25 µm	19091S-433UI
		DB-1701, 30 m x 0.25 mm, 0.25 µm	122-0732
515.3	Determination of chlorinated acids in drinking water by liquid-liquid extraction, derivatization and GC with electron capture detection	DB-5ms Ultra Inert, 30 m x 0.25 mm, 0.25 µm	122-5532UI
		HP-5ms Ultra Inert, 30 m x 0.25 mm, 0.25 µm	19091S-433UI
		DB-1701, 30 m x 0.25 mm, 0.25 µm	122-0732
		VF-1701ms, 30 m x 0.25 mm, 0.25 µm	CP9151
		VF-5ms, 30 m x 0.25 mm, 0.25 µm	CP8944
515.4	Determination of chlorinated acids in drinking water by liquid-liquid microextraction, derivatization, and fast GC with electron capture detection	DB-5ms Ultra Inert, 20 m x 0.18 mm, 0.18 µm	121-5522UI
		HP-5ms Ultra Inert, 20 m x 0.18 mm, 0.18 µm	19091S-577UI
		DB-1701, 20 m x 0.18 mm, 0.18 µm	121-0722
		VF-1701ms, 30 m x 0.25 mm, 0.25 µm	CP9151
		VF-5ms, 30 m x 0.25 mm, 0.25 µm	CP8944
521	Determination of nitrosamines in drinking water by solid phase extraction and capillary column gas chromatography with large volume injection and chemical ionization tandem mass spectrometry (MS/MS)	DB-5ms Ultra Inert, 30 m x 0.25 mm, 1.00 µm	122-5533UI
		HP-5ms Ultra Inert, 30 m x 0.25 mm, 1.00 µm	19091S-233UI
		VF-5ms, 30 m x 0.25 mm, 1.00 µm	CP8946

(Continued)

Drinking Water

EPA Method	Application	Recommended Column	Part No.
524.2	Measurement of purgeable organic compounds in water by capillary GC/MS	DB-VRX, 60 m x 0.25 mm, 1.40 µm	122-1564
		DB-624, 60 m x 0.25 mm, 1.40 µm	122-1364
		DB-624 Ultra Inert, 60 m x 0.25 mm, 1.40 µm	122-1364UI
		HP-VOC, 60 m x 0.20 mm, 1.10 µm	19091R-306
		DB-VRX, 20 m x 0.18 mm, 1.00 µm	121-1524
		DB-624, 20 m x 0.18 mm, 1.00 µm	121-1324
		DB-624 Ultra Inert, 60 m x 0.25 mm, 1.40 µm	122-1364UI
		VF-624ms, 30 m x 0.25 mm, 1.40 µm	CP9102
		VF-624ms, 60 m x 0.25 mm, 1.40 µm	CP9103
525, 525.2	Determination of organic compounds in drinking water by liquid-solid extraction and capillary column GC/MS	HP-5ms, 30 m x 0.25 mm, 0.50 µm	19091S-133
		VF-5 Pesticides, 30 m x 0.25 mm, 0.25 µm	CP9074
526	Determination of selected semivolatile organic compounds in drinking water by solid phase extraction and capillary column GC/MS	DB-5ms, 30 m x 0.25 mm, 0.25 µm	122-5532
		HP-5ms, 30 m x 0.25 mm, 0.25 µm	19091S-433
		VF-5ms, 30 m x 0.25 mm, 0.25 µm	CP8944
527	Determination of selected pesticides and flame retardants in drinking water by solid phase extraction and capillary column GC/MS	DB-5ms, 30 m x 0.25 mm, 0.25 µm	122-5532
		HP-5ms, 30 m x 0.25 mm, 0.25 µm	19091S-433
		VF-5ms, 30 m x 0.25 mm, 0.25 µm	CP8944
528	Determination of phenols in drinking water by solid phase extraction and capillary column GC/MS	DB-5ms, 30 m x 0.25 mm, 0.25 µm	122-5532
		DB-XLB, 30 m x 0.25 mm, 0.25 µm	122-1232
		VF-5ms, 30 m x 0.25 mm, 0.25 µm	CP8944
529	Determination of explosives and related compounds in drinking water by solid phase extraction and capillary column GC/MS	DB-5ms Ultra Inert, 15 m x 0.25 mm, 0.25 µm	122-5512UI
		HP-5ms Ultra Inert, 15 m x 0.25 mm, 0.25 µm	19091S-431UI
		VF-5ms, 15 m x 0.25 mm, 0.25 µm	CP8939
551	Determination of chlorination disinfection byproducts and chlorinated solvents in drinking water by liquid-liquid extraction and gas chromatography with electron capture detection	DB-5ms, 30 m x 0.25 mm, 1.00 µm	122-5533
		DB-1, 30 m x 0.25 mm, 1.00 µm	122-1033
		DB-210, 30 m x 0.25 mm, 0.50 µm	122-0233
		VF-1301ms, 30 m x 0.25 mm, 1.00 µm	CP9054
551.1	Determination of chlorination disinfection byproducts, chlorinated solvents, and halogenated pesticides/herbicides in drinking water by liquid-liquid extraction and GC with electron capture detection	DB-5ms, 30 m x 0.25 mm, 1.00 µm	122-5533
		DB-1, 30 m x 0.25 mm, 1.00 µm	122-1033
		DB-1301, 30 m x 0.25 mm, 1.00 µm	122-1333
		VF-1ms, 30 m x 0.25 mm, 1.00 µm	CP8913
		VF-1301ms, 30 m x 0.25 mm, 1.00 µm	CP9054

(Continued)

Drinking Water

EPA Method	Application	Recommended Column	Part No.
552	Determination of haloacetic acids in drinking water by liquid-liquid extraction, derivatization, and gas chromatography with electron capture detection	DB-35ms Ultra Inert, 30 m x 0.32 mm, 0.25 µm	123-3832UI
		DB-XLB, 30 m x 0.32 mm, 0.50 µm	123-1236
		DB-1701, 30 m x 0.25 mm, 0.25 µm	122-0732
		DB-5ms Ultra Inert, 30 m x 0.25 mm, 0.25 µm	122-5532UI
		HP-5ms Ultra Inert, 30 m x 0.25 mm, 0.25 µm	19091S-433UI
		VF-5ms, 30 m x 0.25 mm, 0.25 µm	CP8944
552.1	Determination of haloacetic acids and dalapon in drinking water by ion-exchange liquid-solid extraction and gas chromatography with an electron capture detector	DB-CLP1, 30 m x 0.32 mm, 0.25 µm	123-8232
		DB-CLP2, 30 m x 0.32 mm, 0.50 µm	123-8336
		DB-35ms Ultra Inert, 30 m x 0.32 mm, 0.25 µm	123-3832UI
		DB-XLB, 30 m x 0.32 mm, 0.50 µm	123-1236
552.2	Determination of haloacetic acids and dalapon in drinking water by liquid-liquid extraction, derivatization GC with electron capture detection	DB-CLP1, 30 m x 0.32 mm, 0.25 µm	123-8232
		DB-CLP2, 30 m x 0.32 mm, 0.50 µm	123-8336
		DB-35ms Ultra Inert, 30 m x 0.32 mm, 0.25 µm	123-3832UI
		DB-XLB, 30 m x 0.32 mm, 0.50 µm	123-1236
		VF-1701ms, 30 m x 0.25 mm, 0.25 µm	CP9151
		VF-5ms, 30 m x 0.25 mm, 0.25 µm	CP8944
552.3	Determination of haloacetic acids and dalapon in drinking water by liquid-liquid microextraction, derivatization, and GC with electron capture detection	DB-CLP1, 30 m x 0.32 mm, 0.25 µm	123-8232
		DB-CLP2, 30 m x 0.32 mm, 0.50 µm	123-8336
		DB-5ms, 30 m x 0.25 mm, 0.25 µm	122-5532
		DB-1701, 30 m x 0.25 mm, 0.25 µm	122-0732
		VF-1701ms, 30 m x 0.25 mm, 0.25 µm	CP9151
		VF-5ms, 30 m x 0.25 mm, 0.25 µm	CP8944
556	Determination of carbonyl compounds in drinking water by pentafluorobenzylhydroxylamine derivatization and capillary GC with electron capture detection	DB-5ms, 30 m x 0.25 mm, 0.25 µm	122-5532
		DB-1701, 30 m x 0.25 mm, 0.25 µm	122-0732
		VF-1701ms, 30 m x 0.25 mm, 0.25 µm	CP9151
		VF-5ms, 30 m x 0.25 mm, 0.25 µm	CP8944

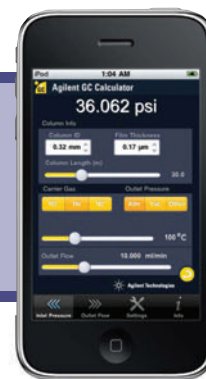
Waste Water

EPA Method	Application	Column	Part No.
601	Purgeable halocarbons	DB-VRX, 60 m x 0.25 mm, 1.40 μ m	122-1564
		DB-624, 75 m x 0.45 mm, 2.55 μ m	124-1374
		DB-624, 60 m x 0.25 mm, 1.40 μ m	122-1364
		VF-624ms, 75 m x 0.53 mm, 3.00 μ m	CP9108
		VF-624ms, 60 m x 0.32 mm, 1.80 μ m	CP9105
		VF-5ms, 30 m x 0.25 mm, 0.25 μ m	CP8944
602	Purgeable aromatics	DB-624, 75 m x 0.53 mm, 3.00 μ m	125-1374
		DB-624, 30 m x 0.25 mm, 1.40 μ m	122-1334
		DB-VRX, 30 m x 0.25 mm, 1.40 μ m	122-1534
		VF-624ms, 75 m x 0.53 mm, 3.00 μ m	CP9108
		VF-5ms, 30 m x 0.25 mm, 0.25 μ m	CP8944
		VF-624ms, 30 m x 0.25 mm, 1.40 μ m	CP9102
603	Acrolein and acrylonitrile	DB-624, 30 m x 0.25 mm, 1.40 μ m	122-1334
		DB-VRX, 30 m x 0.25 mm, 1.40 μ m	122-1534
		VF-WAXms, 30 m x 0.25 mm, 1.00 μ m	CP9206
		VF-624ms, 30 m x 0.25 mm, 1.40 μ m	CP9102
604	Phenols	DB-5ms Ultra Inert, 30 m x 0.25 mm, 0.25 μ m	122-5532UI
		DB-XLB, 30 m x 0.25 mm, 0.25 μ m	122-1232
		VF-5ms, 60 m x 0.32 mm, 1.80 μ m	CP9105
		VF-5ms, 30 m x 0.25 mm, 0.25 μ m	CP8944
605	Benzidines	DB-5ms Ultra Inert, 30 m x 0.25 mm, 0.25 μ m	122-5532UI
		DB-608, 30 m x 0.25 mm, 0.25 μ m	122-6832
606	Phthalate esters	DB-5ms Ultra Inert, 30 m x 0.25 mm, 0.25 μ m	122-5532UI
		DB-608, 30 m x 0.25 mm, 0.25 μ m	122-6832
		VF-5ms, 30 m x 0.25 mm, 0.25 μ m	CP8944
607	Nitrosamines	DB-5ms Ultra Inert, 30 m x 0.25 mm, 0.25 μ m	122-5532UI
		CP-Sil 8 CB for Amines, 30 m x 0.32 mm, 1.00 μ m	CP7596

(Continued)

TIPS & TOOLS

Get fast and easy GC pressure and flow calculations at your fingertips with Agilent's GC Calculator Application – www.agilent.com/chem/gcapp



Waste Water

EPA Method	Application	Column	Part No.
608	Organochlorine pesticides and PCBs	DB-35ms Ultra Inert, 30 m x 0.32 mm, 0.25 µm	123-3832UI
		DB-XLB, 30 m x 0.32 mm, 0.50 µm	123-1236
		DB-17ms, 30 m x 0.32 mm, 0.25 µm	123-4732
		VF-5 Pesticides, 30 m x 0.25 mm, 0.25 µm	CP9074
		VF-1701 Pesticides, 30 m x 0.25 mm, 0.25 µm	CP9070
		VF-17ms, 30 m x 0.25 mm, 0.25 µm	CP8982
609	Nitroaromatics and isophorone	HP-5ms, 30 m x 0.25 mm, 0.50 µm	19091S-133
		DB-5ms, 30 m x 0.25 mm, 0.50 µm	122-5536
		DB-608, 30 m x 0.25 mm, 0.25 µm	122-6832
		VF-5ms, 30 m x 0.53 mm, 1.50 µm	CP8976
		VF-5ms, 30 m x 0.25 mm, 0.50 µm	CP8945
610	Polynuclear aromatic hydrocarbons	DB-5ms Ultra Inert, 30 m x 0.25 mm, 0.25 µm	122-5532UI
		DB-5ms, 30 m x 0.32 mm, 0.25 µm	123-5532
		DB-17ms, 30 m x 0.25 mm, 0.25 µm	122-4732
		VF-17ms, 30 m x 0.25 mm, 0.25 µm	CP8982
		VF-5ms, 30 m x 0.25 mm, 0.25 µm	CP8944
611	Haloethers	VF-5ms, 30 m x 0.53 mm, 1.50 µm	CP8976
		VF-5ms, 30 m x 0.25 mm, 0.50 µm	CP8945
612	Chlorinated hydrocarbons	DB-5ms, 30 m x 0.32 mm, 0.50 µm	123-5536
		HP-5ms, 30 m x 0.32 mm, 0.50 µm	19091S-113
		DB-1, 30 m x 0.32 mm, 0.50 µm	123-103E
		VF-5ms, 30 m x 0.25 mm, 0.10 µm	CP8943
		VF-35ms, 30 m x 0.25 mm, 0.25 µm	CP8877
		VF-200ms, 30 m x 0.25 mm, 1.00 µm	CP8860
613	2,3,7,8-Tetrachlorodibenzo-p-dioxin	DB-5ms Ultra Inert, 60 m x 0.25 mm, 0.25 µm	122-5562UI
		CP-Sil 88 for Dioxins, 50 m x 0.25 mm, 0.20 µm	CP7588
		VF-5ms, 60 m x 0.25 mm, 0.10 µm	CP8948
614	The determination of organophosphorus pesticides in municipal and industrial wastewater	DB-35ms, 30 m x 0.25 mm, 0.25 µm	122-3832
		DB-5ms Ultra Inert, 30 m x 0.25 mm, 0.25 µm	122-5532UI
615	Chlorinated herbicides	DB-35ms Ultra Inert, 30 m x 0.32 mm, 0.25 µm	123-3832UI
		VF-1701 Pesticides, 30 m x 0.25 mm, 0.25 µm	CP9070
		VF-5 Pesticides, 30 m x 0.25 mm, 0.25 µm	CP9074

(Continued)

Waste Water

EPA Method	Application	Column	Part No.
619	Triazine pesticides	DB-35ms Ultra Inert, 30 m x 0.25 mm, 0.25 µm	122-3832UI
		DB-5ms Ultra Inert, 30 m x 0.25 mm, 0.25 µm	122-5532UI
		VF-17ms, 30 m x 0.25 mm, 0.50 µm	CP8983
		VF-5ms, 30 m x 0.25 mm, 0.25 µm	CP8944
622	The determination of organophosphorus pesticides in municipal and industrial wastewater	DB-35ms Ultra Inert, 30 m x 0.25 mm, 0.25 µm	122-3832UI
		DB-5ms Ultra Inert, 30 m x 0.25 mm, 0.25 µm	122-5532UI
624	Purgeables	DB-VRX, 60 m x 0.25 mm, 1.40 µm	122-1564
		DB-624, 60 m x 0.25 mm, 1.40 µm	122-1364
		HP-VOC, 60 m x 0.20 mm, 1.10 µm	19091R-306
		DB-VRX, 20 m x 0.18 mm, 1.00 µm	121-1524
		DB-624, 20 m x 0.18 mm, 1.00 µm	121-1324
		VF-624ms, 75 m x 0.53 mm, 3.00 µm	CP9108
		VF-624ms, 60 m x 0.32 mm, 1.80 µm	CP9105
		VF-5ms, 30 m x 0.25 mm, 0.25 µm	CP8944
625	Base/neutrals and acids	HP-5ms Ultra Inert, 30 m x 0.25 mm, 0.50 µm	19091S-133UI
		VF-5 Pesticides, 30 m x 0.25 mm, 0.25 µm	CP9074
		VF-1701 Pesticides, 30 m x 0.25 mm, 0.25 µm	CP9070
		VF-200ms, 30 m x 0.25 mm, 0.25 µm	CP8858
1613	Tetra- through octa-chlorinated dioxins and furans by isotope dilution HRGC/HRMS	DB-5ms Ultra Inert, 60 m x 0.25 mm, 0.25 µm	122-5562UI
		CP-Sil 88 for Dioxins, 50 m x 0.25 mm, 0.20 µm	CP7588
		VF-5ms, 60 m x 0.25 mm, 0.25 µm	CP8960
1624	Volatile organic compounds by isotope dilution GC/MS	DB-624, 60 m x 0.25 mm, 1.40 µm	122-1364
		VF-5ms, 30 m x 0.25 mm, 0.25 µm	CP8944
1625	Semivolatile organic compounds by isotope dilution GC/MS	DB-5ms Ultra Inert, 30 m x 0.25 mm, 0.25 µm	122-5532UI
		HP-5ms Ultra Inert, 30 m x 0.25 mm, 0.25 µm	19091S-433UI
		VF-5ms, 30 m x 0.25 mm, 0.25 µm	CP8944
8021	Volatile halogenated & aromatic organic compounds	DB-VRX, 60 m x 0.25 mm, 1.40 µm	122-1564
		DB-624, 60 m x 0.25 mm, 1.40 µm	122-1364

Solid Waste			
EPA Method	Application	Column	Part No.
8010	Volatile halogenated organic compounds list by EPA method 8021	DB-VRX, 60 m x 0.25 mm, 1.40 µm	122-1564
		DB-608, 30 m x 0.53 mm, 0.50 µm	125-6837
8011	1,2-Dibromoethane and 1,2-dibromo-3-chloropropane by microextraction and GC	DB-624, 30 m x 0.25 mm, 1.40 µm	122-1334
		DB-624 Ultra Inert, 30 m x 0.25 mm, 1.40 µm	122-1334UI
		DB-VRX, 30 m x 0.25 mm, 1.40 µm	122-1534
		VF-1ms, 30 m x 0.32 mm, 0.25 µm	CP8924
8015	Nonhalogenated organics by GC	DB-624, 30 m x 0.25 mm, 1.40 µm	122-1334
		DB-624 Ultra Inert, 30 m x 0.25 mm, 1.40 µm	122-1334UI
		DB-VRX, 30 m x 0.25 mm, 1.40 µm	122-1534
8015c	Nonhalogenated organics by GC	DB-WAX, 30 m x 0.25 mm, 0.50 µm	122-7033
		DB-5, 30 m x 0.25 mm, 1.00 µm	122-5033
		HP-5, 30 m x 0.25 mm, 1.00 µm	19091J-233
		VF-WAXms, 30 m x 0.53 mm, 1.00 µm	CP9215
		CP-Sil 8 CB, 30 m x 0.53 mm, 1.50 µm	CP8736
8020	Volatile aromatic organic compounds list by EPA method 8021	DB-624, 30 m x 0.25 mm, 1.40 µm	122-1334
		DB-624 Ultra Inert, 30 m x 0.25 mm, 1.40 µm	122-1334UI
		DB-VRX, 30 m x 0.25 mm, 1.40 µm	122-1534
8021, CLP Volamines	Volatile halogenated & aromatic organic compounds	DB-VRX, 60 m x 0.25 mm, 1.40 µm	122-1564
		DB-608, 30 m x 0.53 mm, 0.50 µm	125-6837
8021b	Aromatic and halogenated volatiles by GC	VF-624ms, 60 m x 0.53 mm, 3.00 µm	CP9107
		VF-624ms, 60 m x 0.25 mm, 1.40 µm	CP9103
8031	Acrylonitrile by GC	DB-624, 30 m x 0.25 mm, 1.40 µm	122-1334
		DB-624 Ultra Inert, 30 m x 0.25 mm, 1.40 µm	122-1334UI
		DB-VRX, 30 m x 0.25 mm, 1.40 µm	122-1534
		PoraBOND Q, 25 m x 0.53 mm, 10.00 µm	CP7354
8032	Acrylamide by GC	CP-Wax 58 FFAP CB, 25 m x 0.53 mm, 2.00 µm	CP7654
8033	Acetonitrile by GC with nitrogen phosphorus detection	DB-WAX, 15 m x 0.25 mm, 0.50 µm	122-7013
		HP-INNOWax, 15 m x 0.25 mm, 0.50 µm	19091N-231
		VF-WAXms, 15 m x 0.53 mm, 1.00 µm	CP9226
8040, 8041, 8041a	Phenols by gas chromatography	DB-5ms, 30 m x 0.25 mm, 0.25 µm	122-5532
		DB-XLB, 30 m x 0.25 mm, 0.25 µm	122-1232
		VF-5ms, 30 m x 0.53 mm, 1.50 µm	CP8976
		VF-1701ms, 30 m x 0.53 mm, 1.00 µm	CP9171
		VF-17ms, 30 m x 0.53 mm, 1.00 µm	CP9001

(Continued)

Solid Waste			
EPA Method	Application	Column	Part No.
8060	Phthalate esters	DB-5ms, 30 m x 0.25 mm, 0.25 µm	122-5532
		DB-608, 30 m x 0.53 mm, 0.50 µm	125-6837
8061	Phthalate esters by GC with electron capture detection (GC/ECD)	DB-5ms, 30 m x 0.25 mm, 0.25 µm	122-5532
		DB-608, 30 m x 0.53 mm, 0.50 µm	125-6837
		VF-1701ms, 30 m x 0.53 mm, 1.00 µm	CP9171
8070, 8070a	Nitrosamines by gas chromatography	DB-5ms, 30 m x 0.25 mm, 0.25 µm	122-5532
		CP-Sil 8 CB for Amines, 30 m x 0.53 mm, 1.00 µm	CP7597
		VF-17ms, 30 m x 0.53 mm, 1.50 µm	CP9002
8081, 8081a	Organochlorine pesticides by gas chromatography	DB-CLP1, 30 m x 0.32 mm, 0.25 µm	123-8232
		DB-CLP2, 30 m x 0.32 mm, 0.50 µm	123-8336
		DB-35ms, 30 m x 0.32 mm, 0.25 µm	123-3832
		DB-XLB, 30 m x 0.32 mm, 0.50 µm	123-1236
		VF-5ms, 30 m x 0.25 mm, 1.00 µm	CP8946
		VF-35ms, 30 m x 0.25 mm, 1.00 µm	CP8879
8082, CLP Pesticides, 8082a	Polychlorinated biphenyls (PCBs) by gas chromatography	DB-CLP1, 30 m x 0.32 mm, 0.25 µm	123-8232
		DB-CLP2, 30 m x 0.32 mm, 0.50 µm	123-8336
		DB-35ms, 30 m x 0.32 mm, 0.25 µm	123-3832
		DB-XLB, 30 m x 0.32 mm, 0.50 µm	123-1236
		VF-5ms, 30 m x 0.25 mm, 1.00 µm	CP8946
		VF-35ms, 30 m x 0.25 mm, 1.00 µm	CP8879
8090	Nitroaromatics and isophorone	DB-5ms, 30 m x 0.25 mm, 1.00 µm	122-5533
		DB-608, 30 m x 0.53 mm, 0.50 µm	125-6837
		HP-5ms, 30 m x 0.25 mm, 0.50 µm	19091S-133
8091	Nitroaromatics and cyclic ketones by GC	VF-5ms, 30 m x 0.53 mm, 1.50 µm	CP8976
		VF-1701ms, 30 m x 0.53 mm, 1.00 µm	CP9171
8095	Explosives by GC	DB-225, 15 m x 0.53 mm, 1.00 µm	125-2212
		HP-5, 15 m x 0.53 mm, 1.50 µm	19095J-321
		DB-5, 15 m x 0.53 mm, 1.50 µm	125-5012
		VF-1ms, 15 m x 0.53 mm, 1.50 µm	CP8967
8100	Polynuclear aromatic hydrocarbons	DB-5ms, 30 m x 0.25 mm, 0.25 µm	122-5532
		DB-5ms, 30 m x 0.32 mm, 0.25 µm	123-5532
		DB-1ms, 30 m x 0.25 mm, 0.25 µm	122-0132
		DB-17ms, 30 m x 0.25 mm, 0.25 µm	122-4732
		VF-5ms, 30 m x 0.25 mm, 0.25 µm	CP8944

(Continued)

Solid Waste			
EPA Method	Application	Column	Part No.
8111	Haloethers by GC	DB-5ms, 30 m x 0.25 mm, 1.00 µm	122-5533
		HP-5ms, 30 m x 0.25 mm, 0.50 µm	19091S-133
		DB-1701, 30 m x 0.25 mm, 1.00 µm	122-0733
		VF-1701ms, 30 m x 0.53 mm, 1.00 µm	CP9171
8120	Chlorinated hydrocarbons by gas chromatography	DB-5ms, 30 m x 0.32 mm, 0.50 µm	123-5536
		HP-5ms, 30 m x 0.32 mm, 0.50 µm	19091S-113
		DB-1, 30 m x 0.32 mm, 0.50 µm	123-103E
8121	Chlorinated hydrocarbons by GC: capillary column technique	DB-5ms, 30 m x 0.32 mm, 0.50 µm	123-5536
		HP-5ms, 30 m x 0.32 mm, 0.50 µm	19091S-113
		DB-1, 30 m x 0.32 mm, 0.50 µm	123-103E
		VF-200ms, 30 m x 0.53 mm, 1.00 µm	CP8868
		VF-WAXms, 30 m x 0.53 mm, 1.00 µm	CP9215
		VF-5ms, 30 m x 0.53 mm, 1.50 µm	CP8976
		VF-1701ms, 30 m x 0.53 mm, 1.00 µm	CP9171
8131	Aniline and selected derivatives by GC	DB-5ms Ultra Inert, 30 m x 0.25 mm, 1.00 µm	122-5533UI
		HP-5ms Ultra Inert, 30 m x 0.25 mm, 0.50 µm	19091S-133UI
		VF-5ms, 30 m x 0.25 mm, 0.25 µm	CP8944
		CP-Sil 8 CB for Amines, 30 m x 0.25 mm, 0.25 µm	CP7598
8140	Organophosphorus pesticides by GC-NPD	DB-35ms, 30 m x 0.25 mm, 0.25 µm	122-3832
		DB-5ms, 30 m x 0.25 mm, 0.25 µm	122-5532
		VF-5ms, 30 m x 0.25 mm, 0.25 µm	CP8944
8141a, 8141b	Organophosphorus compounds by gas chromatography: capillary column technique	DB-35ms, 30 m x 0.25 mm, 0.25 µm	122-3832
		DB-5ms, 30 m x 0.25 mm, 0.25 µm	122-5532
		VF-200ms, 30 m x 0.53 mm, 1.00 µm	CP8868
		VF-35ms, 30 m x 0.53 mm, 1.00 µm	CP8888
		VF-5ms, 30 m x 0.53 mm, 1.00 µm	CP8975
		VF-1ms, 30 m x 0.53 mm, 1.00 µm	CP8969
8150	Chlorinated herbicides	DB-35ms, 30 m x 0.32 mm, 0.25 µm	123-3832

(Continued)

Solid Waste

EPA Method	Application	Column	Part No.
8151, 8151b	Chlorinated herbicides by GC using methylation or pentafluorobenzoylation derivatization: capillary column technique	DB-CLP1, 30 m x 0.32 mm, 0.25 µm	123-8232
		DB-CLP2, 30 m x 0.32 mm, 0.50 µm	123-8336
		DB-35ms Ultra Inert, 30 m x 0.32 mm, 0.25 µm	123-3832UI
		DB-5ms Ultra Inert, 30 m x 0.32 mm, 0.25 µm	123-5532UI
		HP-5ms Ultra Inert, 30 m x 0.32 mm, 0.25 µm	19091S-413UI
		VF-5 Pesticides, 30 m x 0.25 mm, 0.25 µm	CP9074
		VF-5ms, 30 m x 0.32 mm, 1.00 µm	CP8957
		VF-35ms, 30 m x 0.25 mm, 0.25 µm	CP8877
8240	Volatile chlorinated and aromatic hydrocarbons	VF-1701 Pesticides, 30 m x 0.25 mm, 0.25 µm	CP9070
		DB-VRX, 20 m x 0.18 mm, 1.00 µm	121-1524
		DB-624, 20 m x 0.18 mm, 1.00 µm	121-1324
		DB-624 Ultra Inert, 60 m x 0.25 mm, 1.40 µm	122-1364UI
		DB-VRX, 60 m x 0.25 mm, 1.40 µm	122-1564
		DB-608, 30 m x 0.53 mm, 0.50 µm	125-6837
		HP-VOC, 60 m x 0.20 mm, 1.10 µm	19091R-306
		VF-624ms, 60 m x 0.25 mm, 1.40 µm	CP9103
8260/CLP-VOCs	Volatile organic compounds by gas chromatography/mass spectroscopy (GC/MS): capillary column technique method	DB-624 Ultra Inert, 60 m x 0.25 mm, 1.40 µm	122-1364UI
		DB-VRX, 60 m x 0.25 mm, 1.40 µm	122-1564
		DB-608, 30 m x 0.53 mm, 0.50 µm	125-6837
		DB-VRX, 20 m x 0.18 mm, 1.00 µm	121-1524
8260b	Volatile organic compounds by GC/MS	DB-624, 20 m x 0.18 mm, 1.00 µm	121-1324
		DB-VRX, 20 m x 0.18 mm, 1.00 µm	121-1524
		DB-624, 20 m x 0.18 mm, 1.00 µm	121-1324
		VF-5ms, 30 m x 0.25 mm, 1.00 µm	CP8946
		VF-624ms, 60 m x 0.32 mm, 1.80 µm	CP9105
		DB-624 Ultra Inert, 60 m x 0.32 mm, 1.80 µm	123-1364UI
		DB-VRX, 60 m x 0.25 mm, 1.40 µm	122-1564
8261	Volatile organic compounds by vacuum distillation in combination with GC/MS spectrometry (VD/GC/MS)	DB-624, 20 m x 0.18 mm, 1.00 µm	121-1324
		DB-VRX, 20 m x 0.18 mm, 1.00 µm	121-1524
		DB-608, 30 m x 0.53 mm, 0.50 µm	125-6837
		DB-VRX, 60 m x 0.25 mm, 1.40 µm	122-1564
		DB-624 Ultra Inert, 20 m x 0.18 mm, 1.00 µm	121-1324UI
		VF-624ms, 60 m x 0.25 mm, 1.40 µm	CP9103

(Continued)

Solid Waste			
EPA Method	Application	Column	Part No.
8270, 8270d	Semivolatile organic compounds by gas chromatography/mass spectrometry (GC/MS)	DB-UI 8270D Ultra Inert, 30 m x 0.25 mm, 0.25 µm	122-9732
		DB-UI 8270D, 20 m x 0.18 mm, 0.36 µm	121-9723
		HP-5ms, 30 m x 0.25 mm, 0.50 µm	19091S-133
		VF-5ms, 30 m x 0.25 mm, 0.25 µm	CP8944
		VF-5ms, 30 m x 0.25 mm, 0.50 µm	CP8945
		VF-5ms, 30 m x 0.25 mm, 1.00 µm	CP8946
8275a	Semivolatile organic compounds (PAHs and PCBs) in soils/sludges and solid wastes using thermal extraction/gas chromatography/mass spectrometry (TE/GC/MS)	DB-5ms, 30 m x 0.25 mm, 1.00 µm	122-5533
		HP-5ms, 30 m x 0.25 mm, 0.50 µm	19091S-133
		VF-5ms, 30 m x 0.25 mm, 0.25 µm	CP8944
		VF-5ms, 30 m x 0.25 mm, 0.50 µm	CP8945
		VF-5ms, 30 m x 0.25 mm, 1.00 µm	CP8946
8280b	Polychlorinated dibenzo-p-dioxins (PCDDs) and polychlorinated dibenzofurans (PCDFs) by high resolution gas chromatography/low resolution mass spectrometry (HRGC/LRMS)	DB-5ms Ultra Inert, 60 m x 0.25 mm, 0.25 µm	122-5562UI
		CP-Sil 8 CB, 30 m x 0.25 mm, 0.25 µm	CP8751
8290b	Polychlorinated dibenzo-p-dioxins (PCDDs) and polychlorinated dibenzofurans (PCDFs) by high resolution gas chromatography/high resolution mass spectrometry (HRGC/HRMS)	DB-5ms Ultra Inert, 60 m x 0.25 mm, 0.25 µm	122-5562UI
		CP-Sil 8 CB, 30 m x 0.25 mm, 0.25 µm	CP8751
		CP-Sil 88 for Dioxins, 50 m x 0.25 mm, 0.20 µm	CP7588
8410	Gas chromatography/Fourier transform infrared (GC/FTIR) spectrometry for semivolatile organics: capillary column	HP-5ms, 30 m x 0.32 mm, 1.00 µm	19091S-213
		DB-5ms, 30 m x 0.32 mm, 1.00 µm	123-5533
		VF-5ms, 30 m x 0.32 mm, 0.25 µm	CP8955
8430	Analysis of bis(2-chloroethyl) ether and hydrolysis products by direct aqueous injection (GC/FTIR)	DB-WAX, 30 m x 0.25 mm, 0.50 µm	122-7033
		HP-INNOWax, 30 m x 0.25 mm, 0.50 µm	19091N-233
		VF-WAXms, 30 m x 0.53 mm, 1.00 µm	CP9215



TIPS & TOOLS

The Agilent J&W DB-624UI GC columns are optimized for fast analysis of volatile compounds. Learn more at www.agilent.com/chem/624UI

United States Pharmacopoeia (USP) GC Phases

USP	Phase Composition	Agilent Phase Recommendation
G1	Dimethylpolysiloxane oil	HP-1*, DB-1*, HP-1ms*, DB-1ms*, VF-1ms, HP-1ms UI, DB-1ms UI, CP-Sil 5 CB, CP-Sil 5 CB Low Bleed/MS
G2	Dimethylpolysiloxane gum	HP-1*, DB-1*, HP-1ms*, DB-1ms*, VF-1ms, HP-1ms UI, DB-1ms UI, CP-Sil 5 CB, CP-Sil 5 CB Low Bleed/MS, CP-SimDist
G3	50% Phenyl 50% methylpolysiloxane	DB-17*, HP-50+*, VF-17ms, CP-Sil 24 CB, CP-Sil 24 CB Low Bleed/MS
G5	3-cyanopropyl polysiloxane	DB-23, VF-23ms, Select for FAME, CP-Sil 88
G6	Trifluoropropylmethylpolysilicone	DB-200, DB-210, VF-200ms
G7	50% 3-cyanopropyl 50% phenylmethylsilicone	DB-225, DB-225ms, CP-Sil 43 CB
G8	80% Bis(3-cyanopropyl) 20% 3-cyanopropylphenylpolysiloxane or 90% 3-cyanopropyl 10% phenylmethylsiloxane	HP-88, VF-23ms
G14	Polyethylene glycol (average molecular weight of 950-1,050)	DB-WAX, VF-WAXms, CP-Wax 52 CB
G15	Polyethylene glycol (average molecular weight of 3,000-3,700)	DB-WAX, VF-WAXms, CP-Wax 52 CB
G16	Polyethylene glycol (average molecular weight of 15,000)	DB-WAX*, VF-WAXms, CP-Wax 52 CB
G17	75% Phenyl 25% methylpolysiloxane	DB-17, HP-50+, VF-17ms, CP-Sil 24 CB, CP-Sil 24 CB Low Bleed/MS
G19	25% Phenyl 25% cyanopropylmethylsilicone	DB-225*, DB-225ms, CP-Sil 43 CB
G20	Polyethylene glycol (average molecular weight of 380-420)	DB-WAX, VF-WAXms, CP-Wax 52 CB
G25	Polyethylene glycol TPA (Carbowax 20M terephthalic acid)	DB-FFAP*, HP-FFAP*, CP-Wax 58 (FFAP) CB, CP-FFAP CB
G27	5% Phenyl 95% methylpolysiloxane	DB-5*, HP-5*, HP-5ms*, DB-5ms, VF-5ms, DB-5ms UI, HP-5ms UI, VF-5ht, CP-Sil 8 CB, CP-Sil 8 CB Low Bleed/MS
G28	25% Phenyl 75% methylpolysiloxane	DB-35, HP-35, DB-35ms, VF-35ms, DB-35ms UI
G32	20% Phenylmethyl 80% dimethylpolysiloxane	DB-35, HP-35, DB-35ms, VF-35ms
G35	Polyethylene glycol & diepoxide esterified with nitroterephthalic acid	DB-FFAP*, HP-FFAP*, CP-Wax 58 (FFAP) CB, CP-FFAP CB
G36	1% Vinyl 5% phenylmethylpolysiloxane	DB-5, HP-5, HP-5ms, DB-5ms, VF-5ms, VF-5ht, CP-Sil 8 CB, CP-Sil 8 CB Low Bleed/MS
G38	Phase G1 plus a tailing inhibitor	DB-1, HP-1, HP-1ms, DB-1ms, VF-1ms, CP-Sil 5 CB, CP-Sil 5 CB Low Bleed/MS
G39	Polyethylene glycol (average molecular weight of 1,500)	DB-WAX, VF-WAXms, CP-Wax 52 CB
G41	Phenylmethyldimethylsilicone (10% phenyl substituted)	DB-5, HP-5, HP-5ms, DB-5ms, VF-5ms, VF-5ht, CP-Sil 8 CB, CP-Sil 8 CB Low Bleed/MS
G42	35% Phenyl 65% dimethylvinylsiloxane	DB-35*, HP-35*, DB-35ms, VF-35ms, DB-35ms UI
G43	6% Cyanopropylphenyl 94% dimethylpolysiloxane	DB-624*, DB-1301, VF-624ms, VF-1301ms, CP-1301, DB-Select 624 UI
G45	Divinylbenzene-ethylene glycol-dimethacrylate	HP-PLOT U*, CP-PoraBOND U, CP-PoraPLOT U
G46	14% Cyanopropylphenyl 86% methylpolysiloxane	DB-1701*, VF-1701ms, CP-Sil 19 CB, CP-Sil 19 CB Low Bleed/MS

*Indicates an exact equivalent

TIPS & TOOLS

Gain extra confidence to meet high standards with Agilent's solution for the revised USP <467>. Visit www.agilent.com/chem/usp467



ASTM Methods			
Method	Title	Recommended Agilent Column	Part No.
D1945	Standard Test Method for the Analysis of Natural Gas by GC	HP-PLOT Molesieve, 15 m x 0.53 mm, 50.00 µm	19095P-MS9
		HP-PLOT Q PT, 15 m x 0.53 mm, 40.00 µm	19095P-Q03PT
		CP-Molsieve 5Å, 10 m x 0.53 mm, 50.00 µm	CP7537
		PoraPLOT Q-HT, 10 m x 0.53 mm, 20.00 µm	CP7558
D1946	Standard Test Method for the Analysis of Reformed Gas by GC	HP-PLOT Molesieve, 15 m x 0.53 mm, 50.00 µm	19095P-MS9
		HP-PLOT Q PT, 15 m x 0.53 mm, 40.00 µm	19095P-Q03PT
		CP-Molsieve 5Å, 10 m x 0.53 mm, 50.00 µm	CP7537
		CP-Molsieve 5Å, 25 m x 0.25 mm, 30.00 µm	CP7533
D1983	Standard Test Method for Fatty Acid Composition by Gas-Liquid Chromatography of Methyl Esters	DB-WAX, 30 m x 0.25 mm, 0.25 µm	122-7032
D2163	Standard Test Method for the Analysis of Liquefied Petroleum (LP) Gases and Propene Concentrates by GC	HP-PLOT Al ₂ O ₃ KCl PT, 30 m x 0.53 mm, 15.00 µm	19095P-K23PT
		HP-PLOT Al ₂ O ₃ S PT, 30 m x 0.53 mm, 15.00 µm	19095P-S23PT
D2195	Standard Test Methods for Pentaerythritol	CP-Sil 5 CB, 30 m x 0.53 mm, 1.50 µm	CP8735
D2268	Standard Test Method for Analysis of High-Purity n-Heptane and Isooctane by Capillary GC	DB-1, 60 m x 0.25 mm, 0.50 µm	122-106E
D2306	Standard Test Method for C ₈ Aromatic Hydrocarbons by GC	HP-INNOWax, 60 m x 0.25 mm, 0.25 µm	19091N-136
D2360	Standard Test Method for Trace Impurities in Monocyclic Aromatic Hydrocarbons by GC	HP-INNOWax, 60 m x 0.32 mm, 0.25 µm	19091N-116
D2426	Standard Test Method for Butadiene Dimer and Styrene in Butadiene Concentrates by GC	DB-1, 30 m x 0.53 mm, 5.00 µm	125-1035
		CP-Sil 5 CB, 30 m x 0.53 mm, 1.50 µm	CP8735
D2427	Standard Test Method for Determination of C ₂ through C ₅ Hydrocarbons in Gasoline by GC	DB-1, 30 m x 0.53 mm, 5.00 µm	125-1035
		GS-Alumina PT, 30 m x 0.53 mm,	115-3532PT
		CP-Al ₂ O ₃ /KCl PT, 50 m x 0.53 mm, 10.00 µm	CP7518PT
D2245	Standard Test Method for Identification of Oils and Oil Acids in Solvent-Reducible Paints	CP-Sil 88 for FAME, 50 m x 0.25 mm, 0.20 µm	CP7488
D2504	Standard Test Method for Noncondensable Gases in C ₂ and Lighter Hydrocarbon Products by GC	HP-PLOT Molesieve, 30 m x 0.53 mm, 50.00 µm	19095P-MS0
		CarboBOND, 25 m x 0.53 mm, 10.00 µm	CP7374
D2505	Standard Test Method for Ethylene, Other Hydrocarbons, and Carbon Dioxide in High-Purity Ethylene by GC	GS-GasPro, 60 m x 0.32 mm	113-4362

(Continued)

ASTM Methods			
Method	Title	Recommended Agilent Column	Part No.
D2580	Standard Test Method for Phenols in Water by Gas-Liquid Chromatography	CP-FFAP CB, 25 m x 0.53 mm, 1.00 µm	CP7486
D2593	Standard Test Method for Butadiene Purity and Hydrocarbon Impurities by GC	GS-Alumina PT, 30 m x 0.53 mm	115-3532PT
		CP-Al ₂ O ₃ /KCl PT, 50 m x 0.32 mm, 5.00 µm	CP7515PT
		CP-Al ₂ O ₃ /KCl PT, 50 m x 0.53 mm, 10.00 µm	CP7518PT
D2712	Standard Test Method for Hydrocarbon Traces in Propylene Concentrates by GC	GS-Alumina PT, 50 m x 0.53 mm	115-3552PT
D2743	Standard Practices for Uniformity of Traffic Paint Vehicle Solids by Spectroscopy and Gas Chromatography	CP-Sil 88 for FAME, 50 m x 0.25 mm, 0.20 µm	CP7488
D2804	Standard Test Method for Purity of Methyl Ethyl Ketone by GC	DB-WAX, 30 m x 0.53 mm, 1.00 µm	125-7032
		DB-210, 15 m x 0.53 mm, 1.00 µm	125-0212
		CP-Wax 52 CB, 30 m x 0.32 mm, 0.50 µm	CP8763
		CP-Wax 52 CB, 30 m x 0.53 mm, 1.00 µm	CP8738
D2887	Standard Test Method for Boiling Range Distribution of Petroleum Fractions by GC	DB-2887, 10 m x 0.53 mm, 3.00 µm	125-2814
		CP-SimDist UltiMetal, 5 m x 0.53 mm, 0.88 µm	CP7570
		CP-SimDist UltiMetal, 10 m x 0.53 mm, 2.65 µm	CP7582
		CP-SimDist UltiMetal, 5 m x 0.53 mm, 0.17 µm	CP7532
Extended D2887	Standard Test Method for Boiling Range Distribution of Petroleum Fractions by GC, to C ₆₀	HP-1, 10 m x 0.53 mm, 0.88 µm	19095Z-021
		HP-1, 5 m x 0.53 mm, 0.88 µm	19095Z-020
D2908	Standard Practice for Measuring Volatile Organic Matter in Water by Aqueous-Injection GC	CP-Select 624 CB, 30 m x 0.32 mm, 1.80 µm	CP7414
		CP-Select 624 CB, 75 m x 0.53 mm, 3.00 µm	CP7417
		CP-Wax 52 CB, 30 m x 0.32 mm, 0.50 µm	CP8763
		CP-Wax 52 CB, 30 m x 0.53 mm, 1.00 µm	CP8738
D3054	Standard Test Method for Analysis of Cyclohexane by GC	DB-1, 60 m x 0.32 mm, 0.50 µm	123-106E
D3168	Standard Practice for Qualitative Identification of Polymers in Emulsion Paints	CP-Sil 5 CB, 30 m x 0.32 mm, 1.00 µm	CP8760
		CP-Sil 5 CB, 30 m x 0.53 mm, 1.50 µm	CP8735
D3257	Standard Test Method for Aromatics in Mineral Spirits by GC	DB-624, 30 m x 0.53 mm, 3.00 µm	125-1334
D3271	Standard Practice for Direct Injection of Solvent-Reducible Paints into a Gas Chromatograph for Solvent Analysis	PoraPLOT Q, 25 m x 0.53 mm, 20.00 µm	CP7554
		CP-Wax 52 CB, 30 m x 0.53 mm, 1.00 µm	CP8738

(Continued)

ASTM Methods			
Method	Title	Recommended Agilent Column	Part No.
D3328	Standard Test Methods for Comparison of Waterborne Petroleum Oils by Gas Chromatography	CP-Sil 5 CB, 30 m x 0.32 mm, 3.00 µm	CP8687
		CP-Sil 5 CB, 30 m x 0.53 mm, 3.00 µm	CP8677
D3329	Standard Test Method for Purity of Methyl Isobutyl Ketone by GC	DB-WAX, 30 m x 0.53 mm, 1.00 µm	125-7032
		DB-624, 30 m x 0.45 mm, 2.55 µm	124-1334
		CP-Wax 52 CB, 60 m x 0.53 mm, 1.00 µm	CP8798
D3432	Standard Test Method for Unreacted Toluene Diisocyanates in Urethane Prepolymers and Coating Solutions by GC	HP-1ms, 30 m x 0.32 mm, 1.00 µm	19091S-713
D3447	Standard Test Method for Purity of Halogenated Organic Solvents	DB-624, 30 m x 0.53 mm, 3.00 µm	125-1334
D3452	Standard Practice for Rubber – Identification by Pyrolysis-Gas Chromatography	CP-Sil 5 CB, 30 m x 0.53 mm, 1.50 µm	CP8735
D3465	Standard Test Method for Purity of Monomeric Plasticizers by Gas Chromatography	CP-Sil 5 CB, 25 m x 0.32 mm, 0.52 µm	CP8430
		CP-Sil 5 CB, 30 m x 0.53 mm, 1.50 µm	CP8735
D3524	Standard Test Method for Diesel Fuel Diluent in Used Diesel Engine Oils by Gas Chromatography	CP-SimDist UltiMetal, 10 m x 0.53 mm, 0.53 µm	CP7592
D3545	Standard Test Method for Alcohol Content and Purity of Acetate Esters by GC	DB-624, 30 m x 0.53 mm, 3.00 µm	125-1334
D3606	Standard Test Method for Determination of Benzene and Toluene in Finished Motor and Aviation Gasoline by Gas Chromatography	VF-1ms, 15 m x 0.25 mm, 0.10 µm	CP8906
		CP-TCEP for Alcohols in Gasoline, 50 m x 0.25 mm, 0.40 µm	CP7525
D3687	Standard Test Method for Analysis of Organic Vapors Collected by the Activated Charcoal Tube Adsorption Method	DB-WAX, 30 m x 0.53 mm, 1.00 µm	125-7032
		DB-WAX, 30 m x 0.45 mm, 0.85 µm	124-7032
		CP-Wax 52 CB, 30 m x 0.32 mm, 0.50 µm	CP8763
		CP-Wax 52 CB, 30 m x 0.53 mm, 1.00 µm	CP8738
D3695	Standard Test Method for Volatile Alcohols in Water by Direct Aqueous-Injection GC	DB-WAX, 30 m x 0.53 mm, 1.00 µm	125-7032
		CP-SimDist UltiMetal, 10 m x 0.53 mm, 0.53 µm	CP7592
D3710	Standard Test Method for Boiling Range Distribution of Gasoline and Gasoline Fractions by GC	DB-2887, 10 m x 0.53 mm, 3.00 µm	125-2814
D3749	Standard Test Method for Residual Vinyl Chloride Monomer in Poly(Vinyl Chloride) Resins by Gas Chromatographic Headspace Technique	PoraBOND Q, 10 m x 0.32 mm, 5.00 µm	CP7350
		PoraBOND Q PT, 10 m x 0.53 mm, 10.00 µm	CP7353PT

(Continued)

ASTM Methods			
Method	Title	Recommended Agilent Column	Part No.
D3760	Standard Test Method for Analysis of Isopropylbenzene (Cumene) by GC	DB-WAX, 60 m x 0.32 mm, 0.25 µm	123-7062
		HP-1, 50 m x 0.32 mm, 0.52 µm	19091Z-115
		CP-Xylenes, 50 m x 0.53 mm	CP7428
D3792	Standard Test Method for Water Content of Coatings by Direct Injection Into a Gas Chromatograph	PoraBOND Q PT, 25 m x 0.32 mm, 5.00 µm	CP7351PT
		PoraBOND Q PT, 25 m x 0.53 mm, 10.00 µm	CP7354PT
D3797	Standard Test Method for Analysis of o-Xylene by GC	HP-INNOWax, 60 m x 0.32 mm, 0.50 µm	19091N-216
		CP-Xylenes, 50 m x 0.53 mm	CP7428
D3798	Standard Test Method for Analysis of p-Xylene by GC	HP-INNOWax, 60 m x 0.32 mm, 0.50 µm	19091N-216
		CP-Xylenes, 50 m x 0.53 mm	CP7428
D3871	Standard Test Method for Purgeable Organic Compounds in Water Using Headspace Sampling	DB-VRX, 75 m x 0.45 mm, 2.55 µm	124-1574
D3876	Standard Test Method for Methoxyl and Hydroxypropyl Substitution in Cellulose Ether Products by Gas Chromatography	CP-Sil 5 CB, 30 m x 0.32 mm, 1.00 µm	CP8760
		CP-Sil 5 CB, 30 m x 0.53 mm, 1.50 µm	CP8735
D3893	Standard Test Method for Purity of Methyl Amyl Ketone and Methyl Isoamyl Ketone by GC	DB-VRX, 30 m x 0.45 mm, 2.55 µm	124-1534
D3973	Standard Test Method for Low-Molecular Weight Halogenated Hydrocarbons in Water	DB-VRX, 30 m x 0.45 mm, 2.55 µm	124-1534
D4059	Standard Test Method for Analysis of Polychlorinated Biphenyls in Insulating Liquids by Gas Chromatography	CP-Sil 8 CB for PCB, 50 m x 0.25 mm, 0.25 µm	CP7482
D4275	Standard Test Method for Determination of Butylated Hydroxy Toluene (BHT) in Polymers of Ethylene and Ethylene – Vinyl Acetate (EVA) Copolymers by Gas Chromatography	CP-Sil 5 CB, 30 m x 0.32 mm, 3.00 µm	CP8687
		CP-Sil 5 CB, 30 m x 0.53 mm, 3.00 µm	CP8677
D4322	Standard Test Method for Residual Acrylonitrile Monomer Styrene-Acrylonitrile Copolymers and Nitrile Rubber by Headspace Gas Chromatography	PoraBOND Q PT, 25 m x 0.53 mm, 10.00 µm	CP7354PT
D4367	Standard Test Method for Benzene in Hydrocarbon Solvents by Gas Chromatography	VF-1ms, 15 m x 0.25 mm, 0.10 µm	CP8906
		CP-TCEP for Alcohols in Gasoline, 50 m x 0.25 mm, 0.40 µm	CP7525
D4415	Standard Test Method for Determination of Dimer in Acrylic Acid	DB-FFAP, 30 m x 0.32 mm, 0.25 µm	123-3232
D4424	Standard Test Method for Butylene Analysis by GC	HP-PLOT Al ₂ O ₃ S PT, 50 m x 0.53 mm, 15.00 µm	19095P-S25PT
		CP-Al ₂ O ₃ /Na ₂ SO ₄ , 25 m x 0.53 mm, 10.00 µm	CP7567
D4443	Standard Test Method for Residual Vinyl Chloride Monomer Content in PPB Range in Vinyl Chloride Homo- and Co-Polymers by Headspace GC	DB-VRX, 30 m x 0.45 mm, 2.55 µm	124-1534

(Continued)

ASTM Methods			
Method	Title	Recommended Agilent Column	Part No.
D4492	Standard Test Method for Analysis of Benzene by Gas Chromatography	CP-TCEP for Alcohols in Gasoline, 50 m x 0.25 mm, 0.40 µm	CP7525
D4509	Standard Test Methods for Determining the 24-Hour Gas (AIR) Space Acetaldehyde Content of Freshly Blown PET Bottles	PoraBOND Q PT, 25 m x 0.32 mm, 5.00 µm	CP7351PT
		PoraBOND Q PT, 25 m x 0.53 mm, 10.00 µm	CP7354PT
D4534	Test Method for Benzene Content of Cyclic Products by Gas Chromatography	CP-TCEP for Alcohols in Gasoline, 50 m x 0.25 mm, 0.40 µm	CP7525
D4735	Standard Test Method for Determination of Trace Thiophene in Refined Benzene by GC	DB-FFAP, 30 m x 0.45 mm, 0.85 µm	124-3232
		CP-Wax 58 FFAP CB, 25 m x 0.53 mm, 1.00 µm	CP7614
D4768	Standard Test Method for Analysis of 2,6-Ditertiary-Butyl Para-Cresol and 2,6-Ditertiary-Butyl Phenol in Insulating Liquids by Gas Chromatography	CP-Wax 58 FFAP CB, 25 m x 0.53 mm, 1.00 µm	CP7614
D4864	Standard Test Method for Determination of Traces of Methanol in Propylene Concentrates by GC	DB-WAX, 30 m x 0.45 mm, 0.85 µm	124-7032
D4947	Standard Test Method for Chlordane and Heptachlor Residues in Indoor Air	DB-5, 30 m x 0.53 mm, 1.50 µm	125-5032
		DB-608, 30 m x 0.53 mm, 0.83 µm	125-1730
D4961	Standard Test Method for GC Analysis of Major Organic Impurities in Phenol Produced by the Cumene Process	DB-FFAP, 30 m x 0.45 mm, 0.85 µm	124-3232
		HP-PLOT Q PT, 15 m x 0.53 mm, 40.00 µm	19095P-Q03PT
D4983	Standard Test Method for Cyclohexylamine Morpholine and Diethylaminoethanol in Water and Condensed Steam by Direct Aqueous Injection GC	HP-5ms, 30 m x 0.32 mm, 1.00 µm	19091S-213
		CAM, 30 m x 0.53 mm, 1.00 µm	115-2132
D5008	Standard Test Method for Ethyl Methyl Pentanol Content and Purity Value of 2-Ethylhexanol by GC	HP-1, 15 m x 0.53 mm, 5.00 µm	19095Z-621
		HP-INNOWax, 30 m x 0.32 mm, 0.25 µm	19091N-113
D5060	Standard Test Method for Determining Impurities in High-Purity Ethylbenzene by GC	HP-INNOWax, 60 m x 0.32 mm, 0.50 µm	19091N-216
		CP-Wax 52 CB, 60 m x 0.32 mm, 0.50 µm	CP8773
D5075	Standard Test Method for Nicotine in Indoor Air	DB-5, 30 m x 0.53 mm, 1.50 µm	125-5032
		DB-5, 30 m x 0.32 mm, 1.00 µm	123-5033
D5134	Standard Test Method for Detailed Analysis of Petroleum Naphthas Through n-Nonane by Capillary GC	HP-PONA, 50 m x 0.20 mm, 0.50 µm	19091S-001
		CP-Sil PONA for ASTM D5134, 50 m x 0.21 mm, 0.50 µm	CP7531
D5135	Standard Test Method for Analysis of Styrene by Capillary GC	HP-INNOWax, 60 m x 0.32 mm, 0.50 µm	19091N-216
		CP-Wax 52 CB, 60 m x 0.32 mm, 0.50 µm	CP8773
D5175	Standard Test Method for Organohalide Pesticides and Polychlorinated Biphenyls in Water by Microextraction and GC	DB-1, 30 m x 0.32 mm, 1.00 µm	123-1033
		DB-608, 30 m x 0.32 mm, 0.50 µm	123-1730
		DB-XLB, 30 m x 0.25 mm, 0.25 µm	122-1232

(Continued)

ASTM Methods			
Method	Title	Recommended Agilent Column	Part No.
D5303	Standard Test Method for Trace Carbonyl Sulfide in Propylene by GC	GS-GasPro, 30 m x 0.32 mm	113-4332
		HP-PLOT Q PT, 30 m x 0.53 mm, 40.00 µm	19095P-Q04PT
D5307	Standard Test Method for Determination of Boiling Range Distribution of Crude Petroleum by GC	HP-1, 7.5 m x 0.53 mm, 5.00 µm	19095Z-627
D5310	Standard Test Method for Tar Acid Composition by Capillary GC	HP-5ms, 30 m x 0.25 mm, 0.25 µm	19091S-433
		DB-225ms, 30 m x 0.25 mm, 0.25 µm	122-2932
D5316	Standard Test Method for 1, 2-Dibromoethane and 1, 2-Dibromo-3-Chloropropane in Water by Microextraction and GC	HP-1ms, 30 m x 0.32 mm, 1.00 µm	19091S-713
		DB-624, 30 m x 0.45 mm, 2.55 µm	124-1334
D5317	Standard Test Method for Determination of Chlorinated Organic Acid Compounds in Water by GC with Electron Capture Detector	HP-5ms, 30 m x 0.25 mm, 0.25 µm	19091S-433
		DB-1701, 30 m x 0.25 mm, 0.25 µm	122-7732
		DB-XLB, 30 m x 0.25 mm, 0.25 µm	122-1232
		DB-35ms, 30 m x 0.25 mm, 0.25 µm	122-3832
D5320	Standard Test Method for Determination of 1, 1-Trichloroethane and Methylene Chloride in Stabilized Trichloroethylene and Tetrachloroethylene	DB-1, 30 m x 0.53 mm, 3.00 µm	125-1034
		DB-VRX, 30 m x 0.32 mm, 1.80 µm	123-1534
D5399	Standard Test Method for Boiling Point Distribution of Hydrocarbon Solvents by GC	DB-2887, 10 m x 0.53 mm, 3.00 µm	125-2814
D5441	Standard Test Method for Analysis of Methyl Tert-Butyl Ether (MTBD) by GC	HP-PONA, 50 m x 0.20 mm, 0.50 µm	19091S-001
		DB-Petro, 100 m x 0.25 mm, 0.50 µm	122-10A6E
D5442	Standard Test Method for Analysis of Petroleum Waxes by GC	DB-1, 25 m x 0.32 mm, 0.25 µm	123-1022
		DB-5, 15 m x 0.25 mm, 0.25 µm	122-5012
D5475	Standard Test Method for Nitrogen- and Phosphorus-Containing Pesticides in Water by GC with a Nitrogen Phosphorus Detector	HP-5ms, 30 m x 0.25 mm, 0.25 µm	19091S-433
		DB-1701, 30 m x 0.25 mm, 0.25 µm	122-7732
		DB-XLB, 30 m x 0.25 mm, 0.25 µm	122-1232
		DB-35ms, 30 m x 0.25 mm, 0.25 µm	122-3832
D5480	Standard Test Method for Engine Oil Volatility by GC	DB-PS1, 15 m x 0.53 mm, 0.15 µm	145-1011
D5501	Standard Test Method for Determination of Ethanol Content of Denatured Fuel Ethanol by GC	HP-1, 100 m x 0.25 mm, 0.50 µm	19091Z-530
D5504	Standard Test Method for Determination of Sulfur Compounds in Natural Gas and Gaseous Fuels by Gas Chromatography and Chemiluminescence	DB-Sulfur SCD, 70 m x 0.53 mm, 4.30 µm	G3903-63003
		CP-Sil 5 CB for Sulfur, 30 m x 0.32 mm, 4.00 µm	CP7529

(Continued)

ASTM Methods			
Method	Title	Recommended Agilent Column	Part No.
D5507	Standard Test Method for Determination of Trace Organic Impurities in Monomer Grade Vinyl Chloride by Capillary Column/Multi-dimensional GC	HP-PLOT Q PT, 15 m x 0.53 mm, 40.00 µm	19095P-Q03PT
		HP-PLOT U PT, 30 m x 0.53 mm, 20.00 µm	19095P-U04PT
D5508	Standard Test Method for Determination of Residual Acrylonitrile Monomer in Styrene-Acrylonitrile Co-polymer Resins and Nitrile-Butadiene Rubber by Headspace Capillary GC	HP-PLOT Q PT, 30 m x 0.53 mm, 40.00 µm	19095P-Q04PT
D5580	Standard Test Method for Determination of Benzene, Toluene, Ethylbenzene, p/m-Xylene, C ₉ and Heavier Aromatics, and Total Aromatics in Finished Gasoline by GC	DB-1, 30 m x 0.53 mm, 5.00 µm	125-1035
		CP-TCEP for Alcohols in Gasoline, 50 m x 0.25 mm, 0.40 µm	CP7525
		CP-Sil 5 CB, 30 m x 0.53 mm, 5.00 µm	CP8775
		VF-1ms, 15 m x 0.25 mm, 0.10 µm	CP8906
D5599	Standard Test Method for Determination of Oxygenates in Gasoline by GC and Oxygen Selective Flame Ionization Detection	DB-5, 30 m x 0.25 mm, 0.25 µm	122-5032
D5623	Standard Test Method for Sulfur Compounds in Light Petroleum Liquids by GC and Sulfur Selective Detection	DB-Sulfur SCD, 60 m x 0.32 mm, 4.20 µm	G3903-63001
		HP-1, 30 m x 0.32 mm, 4.00 µm	19091Z-613
D5713	Standard Test Method for Analysis of High Purity Benzene for Cyclohexane Feedstock by Capillary GC	DB-Petro, 50 m x 0.20 mm, 0.50 µm	128-1056
D5739	Standard Practice for Oil Spill Source Identification by GC and Positive Ion Electron Impact Low Resolution Mass Spectrometry	DB-5, 30 m x 0.25 mm, 0.25 µm	122-5032
		DB-TPH, 30 m x 0.32 mm, 0.25 µm	123-1632
D5769	Standard Test Method for Determination of Benzene, Toluene, and Total Aromatics in Finished Gasoline by GC/MS	HP-1, 60 m x 0.25 mm, 1.00 µm	19091Z-236
D5790	Standard Test Method for Measurement of Purgeable Organic Compounds in Water by Capillary Column GC/MS	DB-VRX, 60 m x 0.25 mm, 1.40 µm	122-1564
		DB-VRX, 20 m x 0.18 mm, 1.00 µm	121-1524
		DB-624, 60 m x 0.25 mm, 1.40 µm	122-1364
		DB-624, 20 m x 0.18 mm, 1.00 µm	121-1324
D5812	Standard Test Method for Determination of Organochlorine Pesticides in Water by Capillary Column GC	HP-5ms, 30 m x 0.25 mm, 0.25 µm	19091S-433
		DB-1701, 30 m x 0.25 mm, 0.25 µm	122-7732
		DB-XLB, 30 m x 0.25 mm, 0.25 µm	122-1232
		DB-35ms, 30 m x 0.25 mm, 0.25 µm	122-3832

(Continued)

ASTM Methods			
Method	Title	Recommended Agilent Column	Part No.
D5917	Standard Test Method for Trace Impurities in Monocyclic Aromatic Hydrocarbons by GC and External Calibration	HP-INNOWax, 60 m x 0.32 mm, 0.25 µm	19091N-116
D5974	Standard Test Method for Fatty and Rosin Acids in Tall Oil Fraction Products by Capillary GC	DB-23, 60 m x 0.25 mm, 0.25 µm	122-2362
D5986	Standard Test Method for Determination of Oxygenates, Benzene, Toluene, C ₈ -C ₁₂ Aromatics and Total Aromatics in Finished Gasoline by GC/FTIR	HP-1, 60 m x 0.53 mm, 5.00 µm	19095Z-626
D6144	Standard Test Method for Trace Impurities in Alpha-Methylstyrene by Capillary GC	HP-1, 60 m x 0.25 mm, 1.00 µm	19091Z-236
D6159	Standard Test Method for Determination of Hydrocarbon Impurities in Ethylene by GC	HP-PLOT Al ₂ O ₃ KCl PT, 50 m x 0.53 mm, 15.00 µm	19095P-K25PT
		GS-Alumina PT, 50 m x 0.53 mm	115-3552PT
		DB-1, 30 m x 0.53 mm, 5.00 µm	125-1035
D6160	Standard Test Method for Determination of PCBs in Waste Materials by GC	HP-5ms, 30 m x 0.32 mm, 0.25 µm	19091S-413
		DB-XLB, 30 m x 0.25 mm, 0.25 µm	122-1232
D6352	Standard Test Method for Boiling Range Distribution of Petroleum Distillates in Boiling Range from 174 to 700 °C by GC	DB-HT Sim Dis, 5 m x 0.53 mm, 0.15 µm	145-1001
D6387	Standard Test Methods for Composition of Turpentine and Related Terpene Products by Capillary Gas Chromatography	CP-Wax 52 CB, 30 m x 0.32 mm, 0.50 µm	CP8763
		CP-Wax 52 CB, 30 m x 0.53 mm, 1.00 µm	CP8738
D6417	Standard Test Method for Estimation of Engine Oil Volatility by Capillary GC	DB-HT Sim Dis, 5 m x 0.53 mm, 0.15 µm	145-1001
D6584	Standard Test Method for Determination of Total Monoglyceride, Total Diglyceride, Total Triglyceride, and Free and Total Glycerin in B-100 Biodiesel Methyl Esters by Gas Chromatography	Select Biodiesel, 15 m x 0.32 mm, 0.10 µm	CP9078
D6806	Standard Practice for Analysis of Halogenated Organic Solvents and Their Admixtures by Gas Chromatography	CP-Sil 5 CB, 50 m x 0.53 mm, 5.00 µm	CP7685
E1616	Standard Test Method for Analysis of Acetic Anhydride Using GC	HP-1, 50 m x 0.32 mm, 0.52 µm	19091Z-115
E1863	Standard Test Method for Analysis of Acrylonitrile by GC	DB-WAXetr, 60 m x 0.32 mm, 1.00 µm	123-7364
E0202	Standard Test Method for Analysis of Ethylene Glycols and Propylene Glycols	DB-624, 30 m x 0.53 mm, 3.00 µm	125-1334
		CP-Wax 57 CB for Glycols and Alcohols, 25 m x 0.25 mm, 0.20 µm	CP7615
E0475	Standard Test Method for Assay of Di-tert-Butyl Peroxide Using GC	HP-5, 30 m x 0.53 mm, 5.00 µm	19095J-623

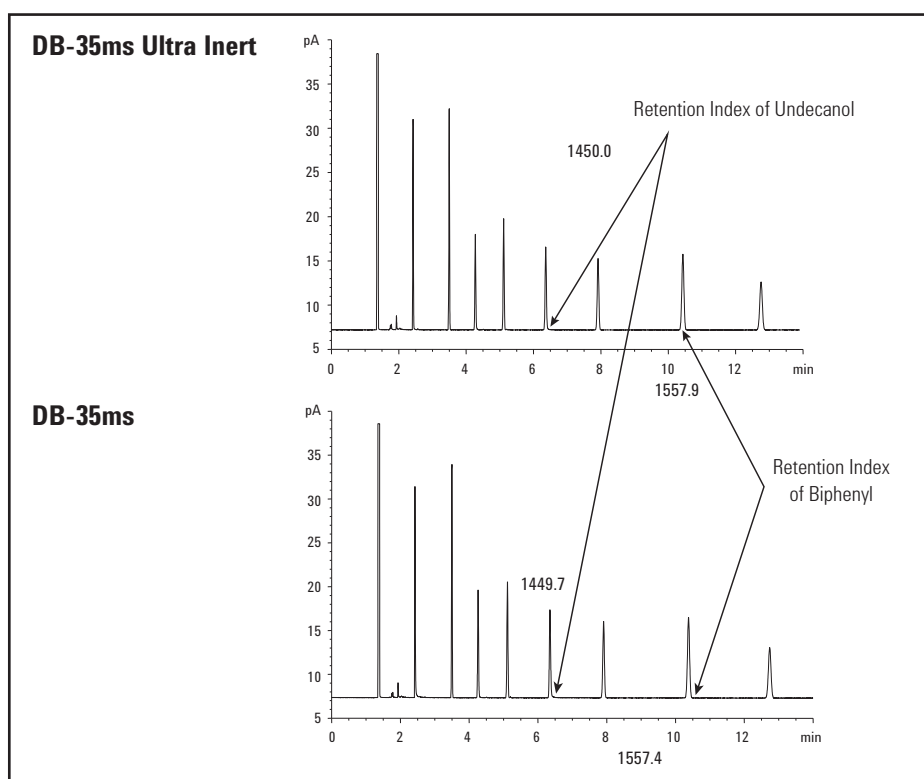
GC Capillary Columns

Agilent J&W Ultra Inert GC Columns

Perform trace-level analysis with the utmost confidence

As the GC industry's premier measurement company, Agilent is uniquely positioned to ensure the inertness of the surfaces your sample touches, so you can achieve the parts-per-billion – or parts-per-trillion – detection levels for your most demanding analyses. Agilent Ultra Inert components work together to deliver industry-leading results: the Agilent GC instrument, Ultra Inert liner and Agilent J&W Ultra Inert GC column family.

The Agilent J&W Ultra Inert GC column family pushes industry standards for consistent column inertness and exceptionally low column bleed, resulting in lower detection limits and more accurate data for difficult analytes. Each Ultra Inert column is tested with the industry's most demanding test probe mixture and we prove it with a performance summary sheet shipped with each column.



With Agilent J&W Ultra Inert GC columns, selectivity remains the same, allowing you to confidently integrate Ultra Inert columns into your current methods.

The industry's most rigorous test probe mixture ensures consistent column inertness – and results

A strong test probe mixture can highlight deficiencies in column activity, while a weak mixture can actually mask such deficiencies.

The test probes in Agilent's Ultra Inert test probe mixture have low molecular weights, low boiling points and no steric shielding of their active groups. These characteristics allow the probative portion of the test molecules to penetrate – and fully interact with – the stationary phase and column surface.

Commonly used, less demanding test probes

1. 1-Octanol	4. 2,6-Dimethylaniline	7. 1-Decanol
2. n-Undecane	5. n-Dodecane	8. n-Tridecane
3. 2,6-Dimethylphenol	6. Naphthalene	9. Methyldecanoate

TIPS & TOOLS

Clearly Better Inertness

To learn more and order your free poster, visit www.agilent.com/chem/inert

Ensuring an inert GC flow path has never been more critical

An excellent sample can reveal subtle, non-specific activity and trace components you simply cannot afford to overlook caused by flow path activity.

A less inert flow path can cause peak splitting and appear less. It can mask or fully affect components, which can result in misinterpretation of problem resolution present in the sample.

Resolving or verifying suspect analysis results requires further productivity, and hurts your bottom line.

Invaluable results can be lost, ultimately, compromised in terms of environmental safety, food quality, and consumer drug abuse prevention.

The poster provides vital education to help you lower your detection limit and sensitivity quality prior analysis by ensuring the most inert flow path.

Optimizing your GC flow path for inertness

Sample inlet

GC column

Detector

Flow path

GC system diagram showing sample inlet, GC column, and detector.

Top 5 TIPS for GC flow path INERTNESS

1. Maximize the inlet
2. Purge sample first at all stages
3. Select a column with optimized inertness
4. Remember your detector
5. Use a gas purifier

Agilent Ultra Inert test probes

Agilent J&W Ultra Inert GC columns

Agilent GC 1900 and GC 1905

Ensuring peak performance and productivity

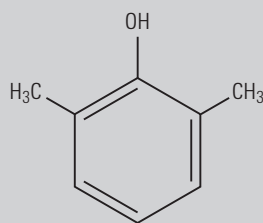
The Agilent Ultra Inert test probe mixture is the most rigorous test probe mixture available.

Agilent Technologies

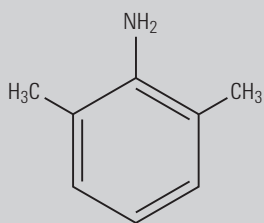
Agilent's more demanding Ultra Inert test probe mixture for 5ms, 1ms, and 35ms Ultra Inert columns

Ultra Inert 5ms Columns			Ultra Inert 1ms Columns			Ultra Inert 35ms Columns		
Elution Order	Test Probe	Functional Test	Elution Order	Test Probe	Functional Test	Elution Order	Test Probe	Functional Test
1.	1-Propionic acid	Basicity	1.	1-Propionic acid	Basicity	1.	1-Octene	Polarity
2.	1-Octene	Polarity	2.	1-Octene	Polarity	2.	1-Butyric acid	Basicity
3.	n-Octane	Hydrocarbon marker	3.	n-Octane	Hydrocarbon marker	3.	n-Nonane	Hydrocarbon marker
4.	4-Picoline	Acidity	4.	1,2-Butanediol	Silanol	4.	4-Picoline	Acidity
5.	n-Nonane	Hydrocarbon marker	5.	4-Picoline	Acidity	5.	n-Propylbenzene	Polarity
6.	Trimethyl phosphate	Acidity	6.	Trimethyl phosphate	Acidity	6.	1-Heptanol	Silanol, Polarity
7.	1,2-Pentanediol	Silanol	7.	n-Propylbenzene	Hydrocarbon marker	7.	1,2-Pentanediol	Silanol
8.	n-Propylbenzene	Hydrocarbon marker	8.	1-Heptanol	Silanol	8.	3-Octanone	Polarity
9.	1-Heptanol	Silanol	9.	3-Octanone	Polarity	9.	Trimethyl phosphate	Acidity
10.	3-Octanone	Polarity	10.	tert-Butylbenzene	Hydrocarbon marker	10.	tert-Butylbenzene	Hydrocarbon marker
11.	n-Decane	Efficiency	11.	n-Decane	Efficiency	11.	n-Undecane	Efficiency

Chemical Structures

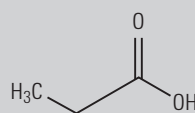


2,6-Dimethylphenol

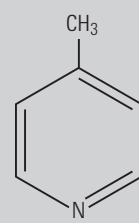


2,6-Dimethylaniline

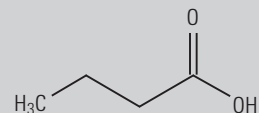
Weak probe molecules: The acidic and basic portions of these molecules are shielded by the two methyl groups on their phenyl rings, making them less probative.



1-Propionic acid



4-Picoline



1-Butyric acid

Strong probe molecules: The probes in Agilent's Ultra Inert test probe mixture are highly probative of the stationary phase and surface. Note, too, that the active end of each compound is available to interact with any active sites on the column.

DB-1ms Ultra Inert

ID (mm)	Length (m)	Film (µm)	Temp Limits (°C)	7 in Cage	5 in Cage
<i>0.18</i>	<i>20</i>	<i>0.18</i>	<i>-60 to 325/350</i>	<i>121-0122UI</i>	
0.25	15	0.25	-60 to 325/350	122-0112UI	
	30	0.25	-60 to 325/350	122-0132UI	122-0132UIE
	60	0.25	-60 to 325/350	122-0162UI	
0.32	15	0.25	-60 to 325/350	123-0112UI	
	30	0.25	-60 to 325/350	123-0132UI	

Agilent J&W High Efficiency GC columns are displayed using italicized descriptions and part numbers

HP-1ms Ultra Inert

ID (mm)	Length (m)	Film (µm)	Temp Limits (°C)	7 in Cage
<i>0.18</i>	<i>20</i>	<i>0.18</i>	<i>-60 to 325/350</i>	<i>19091S-677UI</i>
0.25	15	0.25	-60 to 325/350	19091S-931UI
	30	0.25	-60 to 325/350	19091S-933UI
		0.50	-60 to 325/350	19091S-633UI
		1.00	-60 to 325/350	19091S-733UI
0.32	15	0.25	-60 to 325/350	19091S-911UI
	25	0.52	-60 to 325/350	19091S-612UI
	30	0.25	-60 to 325/350	19091S-913UI
		1.00	-60 to 325/350	19091S-713UI

Agilent J&W High Efficiency GC columns are displayed using italicized descriptions and part numbers

Similar Phases: SPB-1, Rtx-1, BP-1, OV-1, OV-101, 007-1(MS), SP-2100, SE-30, ZB-1, AT-1, MDN-1, ZB-1, ZB-1ms

TIPS & TOOLS

Learn how to ensure an inert GC flow path with the *Agilent Ultra Inert Solutions Brochure*.
Order yours at www.agilent.com/chem/Ulorder



DB-5ms Ultra Inert

ID (mm)	Length (m)	Film (µm)	Temp Limits (°C)	7 in Cage	5 in Cage	7890/6890 LTM II Module
<i>0.18</i>	<i>20</i>	<i>0.18</i>	<i>-60 to 325/350</i>	<i>121-5522UI</i>		<i>121-5522UILTM</i>
		<i>0.36</i>	<i>-60 to 325/350</i>	<i>121-5523UI</i>		<i>121-5523UILTM</i>
0.25	15	0.25	-60 to 325/350	122-5512UI		122-5512UILTM
		1.00	-60 to 325/350	122-5513UI		
	25	0.25	-60 to 325/350	122-5522UI		122-5522UILTM
	30	0.25	-60 to 325/350	122-5532UI	122-5532UIE	122-5532UILTM
		0.50	-60 to 325/350	122-5536UI		122-5536UILTM
		1.00	-60 to 325/350	122-5533UI		122-5533UILTM
	50	0.25	-60 to 325/350	122-5552UI		
	60	0.25	-60 to 325/350	122-5562UI		
1.00		-60 to 325/350	122-5563UI			
0.32	30	0.25	-60 to 325/350	123-5532UI	123-5532UIE	
		0.50	-60 to 325/350	123-5536UI		
		1.00	-60 to 325/350	123-5533UI		
	60	1.00	-60 to 325/350	123-5563UI		

Agilent J&W High Efficiency GC columns are displayed using italicized descriptions and part numbers

Similar Phases: Rtx-5ms, Rxi-5ms, Rxi-5Sil MS, PTE-5, BPX-5, AT-5ms, ZB-5ms, ZB-5MSi, SLB-5ms, Equity-5

HP-5ms Ultra Inert

ID (mm)	Length (m)	Film (µm)	Temp Limits (°C)	7 in Cage	5 in Cage	7890/6890 LTM II Module
HP-5ms Ultra Inert						
<i>0.18</i>	<i>20</i>	<i>0.18</i>	<i>-60 to 325/350</i>	<i>19091S-577UI</i>		<i>19091S-577UILTM</i>
0.25	15	0.25	-60 to 325/350	19091S-431UI		19091S-431UILTM
	30	0.25	-60 to 325/350	19091S-433UI	19091S-433UIE	19091S-433UILTM
		0.50	-60 to 325/350	19091S-133UI		19091S-133UILTM
		1.00	-60 to 325/350	19091S-233UI		19091S-233UILTM
	60	0.25	-60 to 325/350	19091S-436UI		
0.32	30	0.25	-60 to 325/350	19091S-413UI		19091S-413UILTM
		1.00	-60 to 325/350	19091S-213UI		19091S-213UILTM

Agilent J&W High Efficiency GC columns are displayed using italicized descriptions and part numbers

Similar Phases: Rtx-5ms, Rxi-5ms, Rxi-5Sil MS, PTE-5, BPX-5, AT-5ms, ZB-5ms, SLB-5ms, Equity-7

DB-35ms Ultra Inert

ID (mm)	Length (m)	Film (µm)	Temp Limits (°C)	7 in Cage
<i>0.18</i>	<i>20</i>	<i>0.18</i>	<i>50 to 340/360</i>	<i>121-3822UI</i>
0.25	15	0.25	50 to 340/360	122-3812UI
	30	0.25	50 to 340/360	122-3832UI
0.32	15	0.25	50 to 340/360	
	30	0.25	50 to 340/360	123-3832UI

Agilent J&W High Efficiency GC columns are displayed using italicized descriptions and part numbers

Similar Phases: *Rtx-35, Rtx-35ms, Rxi-35Sil MS, SPB-35, AT-35, Sup-Herb, MDN-35, BPX-34, ZB-35, ZB-35 ht*

DB-624 Ultra Inert

ID (mm)	Length (m)	Film (µm)	Temp Limits (°C)	7 in Cage
<i>0.18</i>	<i>20</i>	<i>1.00</i>	<i>-20 to 260</i>	<i>121-1324UI</i>
0.25	30	1.40	-20 to 260	122-1334UI
	60	1.40	-20 to 260	122-1364UI
0.32	30	1.80	-20 to 260	123-1334UI
	60	1.80	-20 to 260	123-1364UI
0.53	30	3.00	-20 to 260	125-1334UI
	75	3.00	-20 to 260	125-1374UI

Agilent J&W High Efficiency GC columns are displayed using italicized descriptions and part numbers

TIPS & TOOLS

Complete your Ultra Inert flow path with the industry leading Agilent Ultra Inert Inlet Liner, www.agilent.com/chem/uiliner



DB-Select 624 UI for <467>

ID (mm)	Length (m)	Film (µm)	Temp Limits (°C)	7 in Cage
0.25	30	1.40	40 to 260/260	122-0334UI
	60	1.40	40 to 260/260	122-0364UI
0.32	30	1.80	40 to 260/260	123-0334UI
	60	1.80	40 to 260/260	123-0364UI
0.53	30	3.00	40 to 260/260	125-0334UI

DB-UI 8270D Ultra Inert

ID (mm)	Length (m)	Film (µm)	Temp Limits (°C)	7 in Cage
<i>0.18</i>	<i>20</i>	<i>0.36</i>	<i>-60 to 325/350</i>	<i>121-9723</i> <i>621-9723, 6/pk*</i>
0.25	30	0.25	-60 to 325/350	122-9732
			-60 to 325/350	622-9732, 6/pk*
		0.50	-60 to 325/350	122-9736

Agilent J&W High Efficiency GC columns are displayed using italicized descriptions and part numbers

*Only available in the U.S.

Agilent J&W High Efficiency GC Capillary Columns

High efficiency, high-throughput, and high resolution without the high costs

This leading-edge column technology is ideal for applications that require faster run times, such as high-throughput screening, fast process monitoring, and fast method development. In fact, Agilent High Efficiency GC columns can reduce your sample run time by 50% or more without compromising resolution.

Unlike other manufacturers' 0.1 mm id columns, Agilent's 0.15 and 0.18 mm id High Efficiency Capillary GC columns are compatible with all standard pressure capillary GC and GC/MS instruments – without expensive high-pressure modifications. They also give you:

- The flexibility to choose between helium and hydrogen carrier gases. You can stay with a helium carrier if you wish to simplify method development, or switch to a hydrogen carrier to further reduce your analysis time.
- The ability to separate samples using less carrier gas, which can lead to longer intervals between cylinder changes, increased uptime, and a lower cost per sample.

In addition, these flexible columns easily adapt to a wide variety of environmental, petrochemical, flavor/fragrance, clinical toxicology, and pharmaceutical sample matrices.

The Agilent J&W High Efficiency GC columns throughout this section are displayed using italicized descriptions and part numbers in the ordering tables.

Low-bleed GC/MS Columns

There is a rapidly increasing population of benchtop GC/MS instruments in analytical laboratories that analyze a widening range of trace level, higher temperature samples. These samples require increasingly inert, lower bleed, higher temperature columns. In response to this growing need, Agilent Technologies designed several "ms" columns to chromatograph a broader range of low level samples and generate lower bleed even at higher temperatures.

What makes an Agilent J&W low-bleed column exceptional? Unique polymer chemistry and proprietary surface deactivation, both of which have contributed to columns that adhere to the tightest quality control specifications in the industry for bleed, inertness, selectivity and efficiency. Agilent J&W "ms" columns utilize special surface deactivation and siloxane chemistries which enhance the chromatographic performance of siloxane polymers.

The mass spectrum of septum bleed can look very much like GC column bleed, so the two are often confused. An easy way to tell the two apart: column bleed will be indicated by a rise in the baseline, not peaks. If you see bleed peaks, these generally come from lower quality septa or septa being used beyond their operating limits. To minimize septa contributions to background bleed, use quality Agilent BTO, Long-Life, or Advanced Green septa.



TIPS & TOOLS

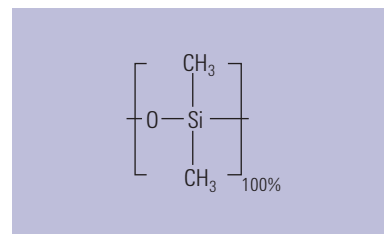
Check out Agilent's complete line of sample preparation products for any type of GC and GC/MS analysis at www.agilent.com/chem/sampleprep



DB-1ms

- 100% Dimethylpolysiloxane
- Identical selectivity to DB-1
- Non-polar
- Very low bleed characteristics, ideal for GC/MS
- Improved acid performance compared to standard 100% dimethylpolysiloxane columns
- Improved signal-to-noise ratio for better sensitivity and mass spectral integrity
- 340/360 °C upper temperature limit
- Excellent general purpose column
- Bonded and cross-linked
- Solvent rinsable

Similar Phases: SPB-1, Rtx-1, BP-1, OV-1, OV-101, 007-1(MS), SP-2100, SE-30, ZB-1, AT-1, MDN-1, ZB-1, ZB-1ms



Structure of DB-1ms

DB-1ms

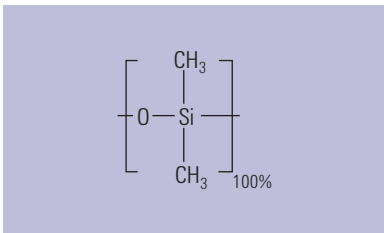
ID (mm)	Length (m)	Film (µm)	Temp Limits (°C)	7 in Cage	5 in Cage	7890/6890	
						LTM II Module	
0.10	10	0.10	-60 to 340/360	127-0112		127-0112LTM	
		0.40	-60 to 340/360	127-0113			
	20	0.10	-60 to 340/360	127-0122			
		0.40	-60 to 340/360	127-0123		127-0123LTM	
<i>0.18</i>	<i>20</i>	<i>0.18</i>	<i>-60 to 340/360</i>	<i>121-0122</i>		<i>121-0122LTM</i>	
0.20	12	0.33	-60 to 340/350	128-0112			
	25	0.33	-60 to 340/350	128-0122	128-0122E	128-0122LTM	
0.25	15	0.25	-60 to 340/360	122-0112	122-0112E	122-0112LTM	
		30	0.10	-60 to 340/360	122-0131		
	60	0.25	-60 to 340/360	122-0132	122-0132E		
		0.25	-60 to 340/360	122-0162			
0.32	15	0.25	-60 to 340/360	123-0112			
		30	0.10	-60 to 340/360	123-0131		
	60	0.25	-60 to 340/360	123-0132			
		0.25	-60 to 340/360	123-0162			

Agilent J&W High Efficiency GC columns are displayed using italicized descriptions and part numbers

TIPS & TOOLS

Learn how the Agilent 5975T LTM GC/MSD can deliver the rapid, reliable results you need in the field or in the lab,
www.agilent.com/chem/5975T





Structure of HP-1ms

HP-1ms

- 100% Dimethylpolysiloxane
- Identical selectivity to HP-1
- Non-polar
- Low bleed characteristics
- Excellent general purpose column
- Improved signal-to-noise ratio for better sensitivity and mass spectral integrity
- Bonded and cross-linked
- Solvent rinsable

Similar Phases: Rtx-1ms, Rxi-1ms, MDN-1, AT-1, ZB-1ms, Equity-1

HP-1ms

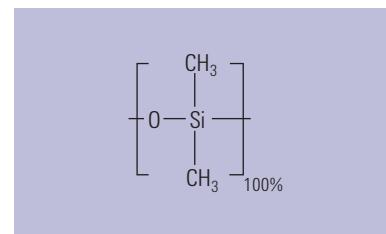
ID (mm)	Length (m)	Film (µm)	Temp Limits (°C)	7 in Cage	5 in Cage	7890/6890 LTM II Module	
<i>0.18</i>	<i>20</i>	<i>0.18</i>	<i>-60 to 325/350</i>	<i>19091S-677</i>		<i>19091S-677LTM</i>	
0.20	25	0.33	-60 to 325/350	19091S-602	19091S-602E		
0.25	15	0.25	-60 to 325/350	19091S-931			
		0.10	-60 to 325/350	19091S-833		19091S-833LTM	
		0.25	-60 to 325/350	19091S-933	19091S-933E	19091S-933LTM	
		0.50	-60 to 325/350	19091S-633		19091S-633LTM	
		1.00	-60 to 325/350	19091S-733	19091S-733E	19091S-733LTM	
0.32	60	0.25	-60 to 325/350	19091S-936	19091S-936E		
		15	0.25	-60 to 325/350	19091S-911		
		25	0.52	-60 to 325/350	19091S-612		
		30	0.25	-60 to 325/350	19091S-913	19091S-913E	
		1.00	-60 to 325/350	19091S-713		19091S-713LTM	
60	0.25	-60 to 325/350	19091S-916				

Agilent J&W High Efficiency GC columns are displayed using italicized descriptions and part numbers

VF-1ms

- Highly inert, non-polar 100% dimethylpolysiloxane phase, low-bleed GC column providing increased sensitivity over a broad array of applications
- Ultra low bleed specification of 1 pA at 325 °C (30 m, 0.25 mm, 0.25 µm) for trace analysis with MS
- QC test results for retention index, efficiency, selectivity and bleed is reported with every column
- 0.15 mm id columns available for high efficiency GC and GC/MS analyses
- Supplied with EZ-GRIP to simplify column installation, coupling and operation

Similar Phases: Rtx-1ms, Rxi-1ms, MDN-1, AT-1, ZB-1ms, Equity-1



Structure of VF-1ms

VF-1ms

ID (mm)	Length (m)	Film (µm)	Temp Limits (°C)	7 in Cage	5 in Cage
0.10	10	0.10	-60 to 325/350	CP8900	
		0.40	-60 to 325/350	CP8901	
	20	0.10	-60 to 325/350	CP8902	
		0.40	-60 to 325/350	CP8903	
<i>0.15</i>	<i>10</i>	<i>0.15</i>	<i>-60 to 325/350</i>	<i>CP9030</i>	
		<i>0.15</i>	<i>-60 to 325/350</i>	<i>CP5881</i>	
	<i>20</i>	<i>0.15</i>	<i>-60 to 325/350</i>	<i>CP9031</i>	
		<i>0.60</i>	<i>-60 to 325/350</i>	<i>CP9032</i>	
0.20	12	0.33	-60 to 325/350	CP8904	
	25	0.33	-60 to 325/350	CP8905	

Agilent J&W High Efficiency GC columns are displayed using italicized descriptions and part numbers

(Continued)



Column shown with EZ-GRIP

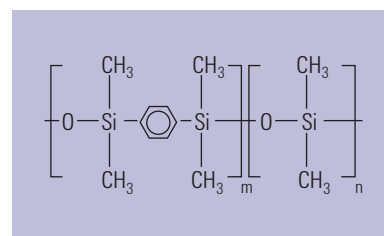
VF-1ms

ID (mm)	Length (m)	Film (µm)	Temp Limits (°C)	7 in Cage	5 in Cage
0.25	15	0.10	-60 to 325/350	CP8906	
		0.25	-60 to 325/350	CP8907	
		1.00	-60 to 325/350	CP8908	CP8908I5
	25	0.25	-60 to 325/350	CP8909	
		0.40	-60 to 325/350	CP8910	
	30	0.10	-60 to 325/350	CP8911	
		0.25	-60 to 325/350	CP8912	CP8912I5
		1.00	-60 to 325/350	CP8913	
	50	0.25	-60 to 325/350	CP8914	
		0.40	-60 to 325/350	CP8915	
	60	0.25	-60 to 325/350	CP8916	
		1.00	-60 to 325/350	CP8917	
0.32	15	0.10	-60 to 325/350		
		0.25	-60 to 325/350	CP8919	
		1.00	-60 to 325/350		
	25	0.25	-60 to 325/350	CP8921	
		0.40	-60 to 325/350	CP8922	
	30	0.10	-60 to 325/350	CP8923	
		0.25	-60 to 325/350	CP8924	
		0.50	-60 to 325/350	CP8925	
	50	1.00	-60 to 325/350	CP8926	
		0.25	-60 to 325/350		
	60	0.40	-60 to 325/350	CP8928	
		0.25	-60 to 325/350	CP8929	
60	1.00	-60 to 325/350	CP8930		
0.53	15	0.50	-60 to 325/350	CP8965	
		1.50	-60 to 325/350	CP8967	
	30	0.50	-60 to 325/350	CP8968	
		1.00	-60 to 325/350	CP8969	
		1.50	-60 to 310/335	CP8970	

DB-5ms

- Phenyl Arylene polymer virtually equivalent to a (5%-Phenyl)-methylpolysiloxane
- Non-polar
- Very low bleed characteristics, ideal for GC/MS
- Excellent inertness for active compounds
- Improved signal-to-noise ratio for better sensitivity and mass spectral integrity
- Bonded and cross-linked
- Solvent rinsable
- Exact replacement of HP-5TA
- Close equivalent to USP Phase G27
- Test mix available

Similar Phases: Rtx-5ms, Rxi-5ms, Rxi-5Sil MS, PTE-5, BPX-5, AT-5ms, ZB-5ms, ZB-5MSi, SLB-5ms, Equity-5



Structure of DB-5ms

TIPS & TOOLS

Learn more about the Agilent 7890B GC System at www.agilent.com/chem/7890BGC



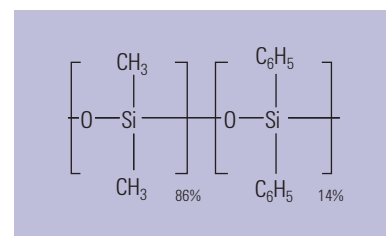
DB-5ms

ID (mm)	Length (m)	Film (µm)	Temp Limits (°C)	7 in Cage	5 in Cage	7890/6890	
						LTM II Module	
<i>0.18</i>	<i>20</i>	<i>0.18</i>	<i>-60 to 325/350</i>	<i>121-5522</i>	<i>121-5522E</i>	<i>121-5522LTM</i>	
		<i>0.36</i>	<i>-60 to 325/350</i>	<i>121-5523</i>		<i>121-5523LTM</i>	
	<i>40</i>	<i>0.18</i>	<i>-60 to 325/350</i>	<i>121-5542</i>			
0.20	12	0.33	-60 to 325/350	128-5512			
	25	0.33	-60 to 325/350	128-5522		128-5522LTM	
	50	0.33	-60 to 325/350	128-5552			
0.25	15	0.10	-60 to 325/350	122-5511		122-5511LTM	
		0.25	-60 to 325/350	122-5512		122-5512LTM	
		0.50	-60 to 325/350	122-5516			
		1.00	-60 to 325/350	122-5513			
	25	0.25	-60 to 325/350	122-5522			122-5522LTM
		0.40	-60 to 325/350				
	30	0.10	-60 to 325/350	122-5531			
		0.25	-60 to 325/350	122-5532	122-5532E		122-5532LTM
		0.50	-60 to 325/350	122-5536	122-5536E		
		1.00	-60 to 325/350	122-5533	122-5533E		122-5533LTM
	50	0.25	-60 to 325/350	122-5552			
	60	0.10	-60 to 325/350	122-5561			
		0.25	-60 to 325/350	122-5562	122-5562E		
1.00		-60 to 325/350	122-5563				
0.32	15	0.10	-60 to 325/350	123-5511			
		0.25	-60 to 325/350	123-5512		123-5512LTM	
		1.00	-60 to 325/350	123-5513		123-5513LTM	
	25	0.52	-60 to 325/350	123-5526			
	30	0.10	-60 to 325/350	123-5531			
		0.25	-60 to 325/350	123-5532	123-5532E		
		0.50	-60 to 325/350	123-5536			123-5536LTM
		1.00	-60 to 325/350	123-5533			123-5533LTM
	60	0.10	-60 to 325/350	123-5561			
		0.25	-60 to 325/350	123-5562			
		0.50	-60 to 325/350	123-5566			
		1.00	-60 to 325/350	123-5563			
	0.53	15	1.50	-60 to 300/320	125-5512		
30		0.50	-60 to 300/320	125-5537			
		1.00	-60 to 300/320	125-553J		125-553JLTM	
		1.50	-60 to 300/320	125-5532		125-5532LTM	

Agilent J&W High Efficiency GC columns are displayed using italicized descriptions and part numbers

HP-5ms

- (5%-Phenyl)-methylpolysiloxane
- Identical selectivity to HP-5
- Non-polar
- Very low bleed characteristics, ideal for GC/MS
- Excellent inertness for active compounds including acidic and basic compounds
- Improved signal-to-noise ratio for better sensitivity and mass spectral integrity
- Bonded and cross-linked
- Solvent rinsable
- Equivalent to USP Phase G27



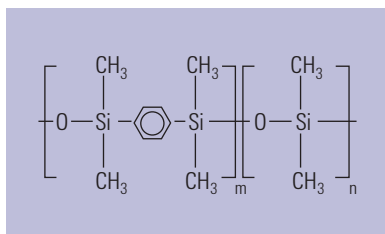
Structure of HP-5ms

Similar Phases: Rtx-5ms, Rxi-5ms, Rxi-5Sil MS, PTE-5, BPX-5, AT-5ms, ZB-5ms, SLB-5ms, Equity-5

HP-5ms

ID						7890/6890	
(mm)	Length (m)	Film (µm)	Temp Limits (°C)	7 in Cage	5 in Cage	LTM II Module	
<i>0.18</i>	<i>20</i>	<i>0.18</i>	<i>-60 to 325/350</i>	<i>19091S-577</i>		<i>19091S-577LTM</i>	
0.20	12	0.33	-60 to 325/350	19091S-101		19091S-101LTM	
	25	0.33	-60 to 325/350	19091S-102	19091S-102E	19091S-102LTM	
	50	0.33	-60 to 325/350	19091S-105			
0.25	15	0.10	-60 to 325/350	19091S-331		19091S-331LTM	
		0.25	-60 to 325/350	19091S-431		19091S-431LTM	
		1.00	-60 to 325/350	19091S-231			
	30	0.10	-60 to 325/350	19091S-333			
		0.25	-60 to 325/350	19091S-433	19091S-433E	19091S-433LTM	
		0.50	-60 to 325/350	19091S-133			
		1.00	-60 to 325/350	19091S-233	19091S-233E		
	60	0.10	-60 to 325/350	19091S-336			
		0.25	-60 to 325/350	19091S-436	19091S-436E		
0.32	25	0.52	-60 to 325/350	19091S-112	19091S-112E		
	30	0.10	-60 to 325/350	19091S-313			
		0.25	-60 to 325/350	19091S-413	19091S-413E	19091S-413LTM	
		0.50	-60 to 325/350	19091S-113			
		1.00	-60 to 325/350	19091S-213			
60	0.25	-60 to 325/350	19091S-416				

Agilent J&W High Efficiency GC columns are displayed using italicized descriptions and part numbers



Structure of VF-5ms

VF-5ms

- Highly inert 5% phenylmethyl column for increased sensitivity, accuracy and instrument uptime
- Minimal column bleed improves sensitivity – ultra low bleed specification of 1 pA at 325 °C (30 m x 0.25 mm, 0.25 μm)
- Slightly higher polarity than VF-1ms, results in improved selectivity for aromatic compounds; selectivity and excellent inertness make these columns applicable for a wide range of semi-polar and even polar compounds
- 0.15 mm id columns available for high efficiency GC and GC/MS analyses
- QC test results for retention index, efficiency, selectivity and bleed is reported with every column
- Supplied with EZ-GRIP to simplify column installation, coupling and operation

Similar Phases: Rtx-5ms, Rxi-5ms, Rxi-5Sil MS, PTE-5, BPX-5, AT-5ms, ZB-5ms, ZB-5MSi, SLB-5ms, Equity-5

VF-5ms

ID (mm)	Length (m)	Film (μm)	Temp Limits (°C)	7 in Cage	5 in Cage
0.10	10	0.40	-60 to 325/350	CP8934	
<i>0.15</i>	<i>10</i>	<i>0.15</i>	<i>-60 to 325/350</i>	<i>CP9034</i>	
	<i>15</i>	<i>0.15</i>	<i>-60 to 325/350</i>	<i>CP9035</i>	
	<i>20</i>	<i>0.15</i>	<i>-60 to 325/350</i>	<i>CP9036</i>	
		<i>0.30</i>	<i>-60 to 325/350</i>	<i>CP9037</i>	
	<i>0.60</i>	<i>-60 to 325/350</i>	<i>CP9038</i>		
0.20	<i>40</i>	<i>0.15</i>	<i>-60 to 325/350</i>	<i>CP9039</i>	
	12	0.33	-60 to 325/350	CP8935	
	25	0.33	-60 to 325/350	CP8936	
	50	0.33	-60 to 325/350	CP8937	

Agilent J&W High Efficiency GC columns are displayed using italicized descriptions and part numbers

(Continued)

TIPS & TOOLS




As part of Agilent's ongoing commitment to be your partner in chromatography, we have created a series of GC Troubleshooting videos, featuring Daron Decker, GC Applications Specialist, and Herb Brooks, Agilent Service Engineer. To view the videos, visit www.agilent.com/chem/gctroubleshooting



VF-5ms

ID (mm)	Length (m)	Film (µm)	Temp Limits (°C)	7 in Cage	5 in Cage
0.25	15	0.10	-60 to 325/350	CP8938	
		0.25	-60 to 325/350	CP8939	
		0.50	-60 to 325/350	CP8963	
		1.00	-60 to 325/350	CP8940	
	25	0.25	-60 to 325/350	CP8941	
	30	0.10	-60 to 325/350	CP8943	
		0.25	-60 to 325/350	CP8944	CP8944I5
		0.50	-60 to 325/350	CP8945	
		1.00	-60 to 325/350	CP8946	
	50	0.25	-60 to 325/350	CP8947	
	60	0.10	-60 to 325/350	CP8948	
		0.25	-60 to 325/350	CP8960	
1.00		-60 to 325/350	CP8949		
0.32	15	0.10	-60 to 325/350	CP8950	
		0.25	-60 to 325/350	CP8951	
	25	0.52	-60 to 325/350	CP8953	
	30	0.25	-60 to 325/350	CP8955	
		0.50	-60 to 325/350	CP8956	
		1.00	-60 to 325/350	CP8957	
	50	0.25	-60 to 325/350	CP8958	
		0.40	-60 to 325/350	CP8959	
	60	0.25	-60 to 325/350	CP8961	
		1.00	-60 to 325/350	CP8962	
0.53	15	0.50	-60 to 325/350	CP8971	
	30	0.50	-60 to 325/350	CP8974	
		1.00	-60 to 325/350	CP8975	
		1.50	-60 to 310/335	CP8976	



Column on 5 in cage

DB-XLB

- Exceptionally low bleed
- Low polarity
- Extended temperature limit of 340/360 °C
- Unique selectivity
- Excellent inertness for active compounds
- Ideal for confirmational analyses
- Excellent for pesticides, herbicides, PCBs and PAHs
- Ideal for GC/MS
- Bonded and cross-linked
- Solvent rinsable

Note: DB-XLB is designed for inhibiting column bleed at high temperatures. It also appears to have inadvertently inherited an exceptional ability for separating many PCB congeners when used with MS detection. This stellar performance was maximized after careful optimization of the column dimensions, temperature programs, and carrier gas flow conditions.

(Frame, G. *Analytical Chemistry News & Features*, Aug. 1, 1997, 468A-475A)

Similar Phases: Rtx-XLB, MDN-12, ZB-XLB, ZB-XLB HT

DB-XLB

ID (mm)	Length (m)	Film (µm)	Temp Limits (°C)	7 in Cage	7890/6890 LTM II Module
<i>0.18</i>	<i>20</i>	<i>0.18</i>	<i>30 to 340/360</i>	<i>121-1222</i>	
	<i>30</i>	<i>0.18</i>	<i>30 to 340/360</i>	<i>121-1232</i>	
0.20	25	0.33	30 to 340/360	128-1222	
0.25	15	0.10	30 to 340/360	122-1211	122-1211LTM
		0.25	30 to 340/360	122-1212	
	30	0.10	30 to 340/360	122-1231	
		0.25	30 to 340/360	122-1232	122-1232LTM
		0.50	30 to 340/360	122-1236	
	60	1.00	30 to 340/360	122-1233	
0.32	30	0.25	30 to 340/360	123-1232	
		0.50	30 to 340/360	123-1236	
	60	0.25	30 to 340/360	123-1262	
0.53	15	1.50	30 to 320/340	125-1212	
	30	1.50	30 to 320/340	125-1232	

Agilent J&W High Efficiency GC columns are displayed using italicized descriptions and part numbers

VF-Xms

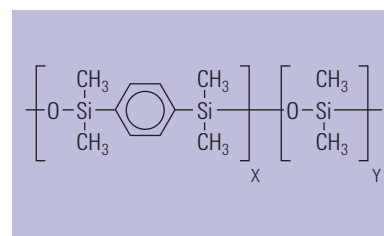
- High arylene modified phase for accurate results
- Isothermal applications up to 340 °C for a broad application range
- Ideal for confirmational analyses – more polar alternative to 5% phenyl columns
- Ultra low bleed delivers ultimate sensitivity and signal-to-noise ratio
- Provides exceptionally high selectivity for semivolatle compounds such as pesticides and delivers high resolution with short analysis time
- Very unique selectivity for chlorinated compounds
- QC test results for retention index, efficiency, selectivity and bleed is reported with every column
- 0.15 mm id columns available for high efficiency GC and GC/MS analyses
- Supplied with an EZ-GRIP to simplify column installation, coupling and operation

Similar Phases: Rtx-XLB, MDN-12, ZB-XLB, ZB-XLB HT


VF-Xms

ID (mm)	Length (m)	Film (µm)	Temp Limits (°C)	7 in Cage
<i>0.15</i>	<i>20</i>	<i>0.15</i>	<i>30 to 340/360</i>	<i>CP9041</i>
0.20	25	0.33	30 to 340/360	CP8801
0.25	30	0.10	30 to 340/360	CP8805
		0.25	30 to 340/360	CP8806
		0.50	30 to 340/360	CP8807
0.32	60	0.25	30 to 340/360	CP8809
	30	0.25	30 to 340/360	CP8813
	60	0.25	30 to 340/360	CP8816

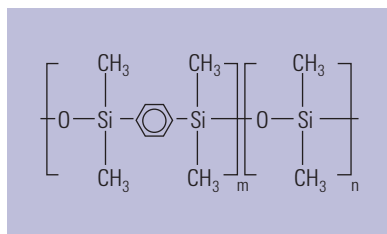
Agilent J&W High Efficiency GC columns are displayed using italicized descriptions and part numbers



Structure of VF-Xms



Column shown with EZ-GRIP



Structure of DB-35ms

DB-35ms

- Virtually equivalent to a (35%-phenyl)-methylpolysiloxane
- Mid-polarity
- Very low bleed characteristics, ideal for GC/MS
- Extended temperature limit of 340/360 °C
- Excellent inertness for active compounds
- Ideal for confirmational analyses
- Bonded and cross-linked
- Solvent rinsable
- Replaces HP-35ms
- Close equivalent to USP Phase G42

Similar Phases: Rtx-35, Rtx-35ms, Rxi-35Sil MS, SPB-35, AT-35, Sup-Herb, MDN-35, BPX-34, ZB-35, ZB-35 ht

DB-35ms

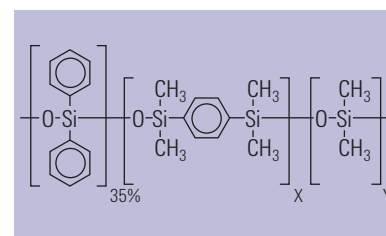
ID (mm)	Length (m)	Film (µm)	Temp Limits (°C)	7 in Cage	5 in Cage	7890/6890 LTM II Module
<i>0.18</i>	<i>20</i>	<i>0.18</i>	<i>50 to 340/360</i>	<i>121-3822</i>		
0.20	15	0.33	50 to 340/360	128-3812		
	25	0.33	50 to 340/360	128-3822		
0.25	15	0.25	50 to 340/360	122-3812		
	30	0.15	50 to 340/360	122-3831		
	30	0.25	50 to 340/360	122-3832	122-3832E	122-3832LTM
	60	0.25	50 to 340/360	122-3862		
0.32	15	0.25	50 to 340/360	123-3812		
	30	0.25	50 to 340/360	123-3832	123-3832E	
0.53	30	0.50	50 to 320/340	125-3837		
	30	1.00	50 to 320/340	125-3832		

Agilent J&W High Efficiency GC columns are displayed using italicized descriptions and part numbers

VF-35ms

- Stabilized arylene-modified equivalent of a 35% phenylmethyl phase
- Ideal for dual column confirmational analyses
- Ultra low bleed, highly stable column with a programmable maximum temperature of 360 °C
- Medium polarity column ideal for trace environmental and chemical analyses
- 0.15 mm id columns available for high efficiency GC and GC/MS analyses
- Supplied with an EZ-GRIP to simplify column installation, coupling and operation

Similar Phases: Rtx-35, Rtx-35ms, Rxi-35Sil MS, SPB-35, AT-35, Sup-Herb, MDN-35, BPX-34, ZB-35, ZB-35 ht

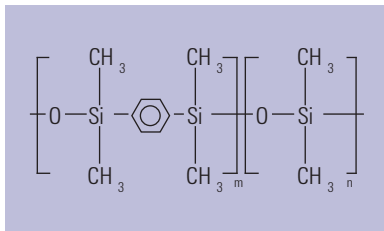


Structure of VF-35ms

VF-35ms

ID (mm)	Length (m)	Film (µm)	Temp Limits (°C)	7 in Cage
<i>0.15</i>	<i>10</i>	<i>0.15</i>	<i>40 to 340/360</i>	<i>CP5887</i>
	<i>20</i>	<i>0.15</i>	<i>40 to 340/360</i>	<i>CP5889</i>
0.20	15	0.33	40 to 340/360	CP8872
	25	0.33	40 to 340/360	CP8873
0.25	15	0.25	40 to 340/360	CP8874
		0.10	40 to 340/360	CP8875
	30	0.25	40 to 340/360	CP8877
		0.50	40 to 340/360	CP8878
		1.00	40 to 340/360	CP8879
	60	0.25	40 to 340/360	CP8880
0.32	30	0.25	40 to 340/360	CP8882
		0.50	40 to 340/360	CP8883
		1.00	40 to 340/360	CP8884
0.53	30	1.00	40 to 325/350	CP8888

Agilent J&W High Efficiency GC columns are displayed using italicized descriptions and part numbers



Structure of DB-17ms

DB-17ms

- Virtually equivalent to (50%-phenyl)-methylpolysiloxane
- 320/340 °C upper temperature limit
- Very low bleed mid-polarity column, ideal for GC/MS
- Excellent inertness for active compounds
- Enhanced mass spectral integrity
- Bonded and cross-linked
- Solvent rinsable
- Excellent choice for CLP pesticides

Similar Phases: Rxi-17Sil MS, Rtx-50, 007-17, SP-2250, SPB-50, BPX-50, SPB-17, AT-50

DB-17ms

ID (mm)	Length (m)	Film (µm)	Temp Limits (°C)	7 in Cage	5 in Cage	7890/6890
						LTM II Module
<i>0.18</i>	<i>20</i>	<i>0.18</i>	<i>40 to 320/340</i>	<i>121-4722</i>		<i>121-4722LTM</i>
0.25	15	0.15	40 to 320/340	122-4711		122-4711LTM
		0.25	40 to 320/340	122-4712		122-4712LTM
	30	0.15	40 to 320/340	122-4731		
		0.25	40 to 320/340	122-4732	122-4732E	122-4732LTM
0.32	15	0.25	40 to 320/340	123-4712		
	30	0.25	40 to 320/340	123-4732		123-4732LTM

Agilent J&W High Efficiency GC columns are displayed using italicized descriptions and part numbers



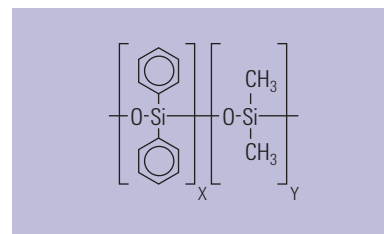
TIPS & TOOLS

View the latest GC column focused applications, products and educational resources at www.agilent.com/chem/myGCColumns

VF-17ms

- 50% phenyl/50% dimethylpolysiloxane, medium polarity phase
- Ultra low bleed
- Proprietary deactivation technology and manufacturing process improves column stability, resulting in improved column-to-column repeatability and column lifetimes
- Ideal for environmental and clinical methods
- Ultra low bleed specification at 2 pA at 325 °C (0.25 mm x 30 m, 0.25 µm)
- Ideal EPA confirmation column for ultimate confidence
- Bonded and cross-linked
- Solvent rinsable
- 0.15 mm id columns available for high efficiency GC and GC/MS analyses
- Supplied with an EZ-GRIP to simplify column installation, coupling and operation

Similar Phases: Rxi-17Sil MS, Rtx-50, 007-17, SP-2250, SPB-50, BPX-50, SPB-17, AT-50

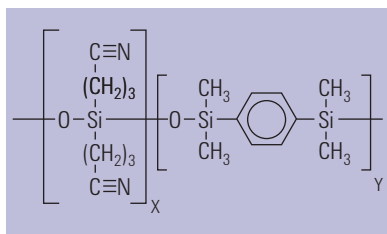


Structure of VF-17ms

VF-17ms

ID (mm)	Length (m)	Film (µm)	Temp Limits (°C)	7 in Cage	5 in Cage
0.10	10	0.20	40 to 330/360	CP8977	
<i>0.15</i>	<i>10</i>	<i>0.15</i>	<i>40 to 330/360</i>	<i>CP5882</i>	
	<i>15</i>	<i>0.15</i>	<i>40 to 330/360</i>	<i>CP5883</i>	
	<i>20</i>	<i>0.15</i>	<i>40 to 330/360</i>	<i>CP5884</i>	
0.25	15	0.25	40 to 330/360	CP8979	
	15	0.50	40 to 330/360	CP8980	
	30	0.15	40 to 330/360	CP8981	
				CP8982	CP898215
				CP8983	
	60	0.25	40 to 330/360	CP8984	
0.32	15	0.15	40 to 330/360	CP8986	
		0.25	40 to 330/360	CP8990	
		0.50	40 to 330/360	CP8991	
0.53	15	1.00	40 to 330/360	CP8996	
		1.50	40 to 310/340	CP8998	
	30	1.00	40 to 310/340	CP9001	
		1.50	40 to 310/340	CP9002	

Agilent J&W High Efficiency GC columns are displayed using italicized descriptions and part numbers



Structure of VF-23ms

VF-23ms

- High polarity and highly substituted cyanopropyl low bleed phase
- Engineered for accurate analysis of very polar analytes
- 100% bonded phase permits column rinsing to enhance column lifetime
- Operating temperature up to 260 °C
- Expands application ranges to higher molecular weight compounds
- 0.15 mm id columns available for high efficiency GC and GC/MS analyses
- Supplied with an EZ-GRIP to simplify column installation, coupling and operation

Similar Phases: SP-2330, Rtx-2330, 007-23, AT-Silar, BPX-70, SP-2340

VF-23ms

ID (mm)	Length (m)	Film (µm)	Temp Limits (°C)	7 in Cage	5 in Cage
0.25	30	0.15	40 to 260/260	CP8821	
		0.25	40 to 260/260	CP8822	CP882215
	60	0.25	40 to 260/260	CP8824	CP882415
0.32	30	0.25	40 to 260/260	CP8827	
		60	0.15	40 to 260/260	CP8828
			0.25	40 to 260/260	CP8829
0.53	30	0.50	40 to 245/245	CP8831	

VF-200ms

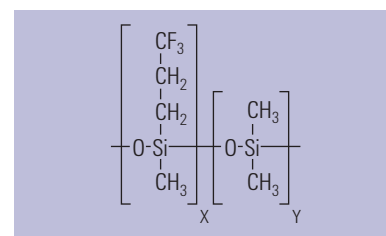
- Trifluoropropyl phase has very high temperature stability and can be used routinely up to 350 °C
- Ideally suited for analyses of ketones, aldehydes, nitro- or chloro-containing compounds, PAHs, unsaturated compounds, silanes, and CFCs
- Optimized deactivation for symmetrical peak shape
- Ultra-low bleed for trace analysis
- 0.15 mm id columns available for high efficiency GC and GC/MS analyses
- Supplied with an EZ-GRIP to simplify column installation, coupling and operation

Similar Phases: Rtx-200

VF-200ms

ID (mm)	Length (m)	Film (µm)	Temp Limits (°C)	7 in Cage	5 in Cage	
<i>0.15</i>	<i>20</i>	<i>0.15</i>	<i>0 to 325/350</i>	<i>CP5891</i>		
		<i>0.60</i>	<i>0 to 325/350</i>	<i>CP5892</i>		
0.25	15	0.25	0 to 325/350	CP8855		
		30	0.10	0 to 325/350	CP8857	
			0.25	0 to 325/350	CP8858	
			0.50	0 to 325/350	CP8859	CP885915
			1.00	0 to 325/350	CP8860	
60	0.25	0 to 325/350	CP8861			
0.32	30	0.50	0 to 325/350	CP8864		
		1.00	0 to 325/350	CP8865		
0.53	30	0.50	0 to 300/325	CP8867		
		1.00	0 to 300/325	CP8868		

Agilent J&W High Efficiency GC columns are displayed using italicized descriptions and part numbers



Structure of VF-200ms

DB-225ms

- Virtually equivalent to (50%-cyanopropylphenyl)-methylpolysiloxane
- Mid/high polarity
- Excellent for separations of cis- and trans-fatty acid methyl esters (FAMES)
- Low bleed
- Bonded and cross-linked
- Solvent rinsable
- Close equivalent to USP Phase G7

Similar Phases: SP-2330, Rtx-225, BP-225, OV-225, 007-225, AT-225

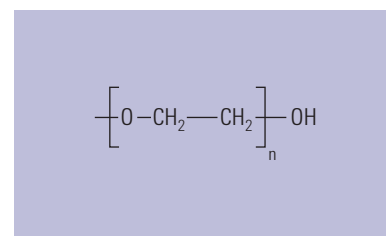
DB-225ms

ID (mm)	Length (m)	Film (μm)	Temp Limits ($^{\circ}\text{C}$)	7890/6890		
				7 in Cage	5 in Cage	LTM II Module
0.25	15	0.25	40 to 240	122-2912		122-2912LTM
	30	0.25	40 to 240	122-2932	122-2932E	122-2932LTM
	60	0.25	40 to 240	122-2962		
0.32	30	0.25	40 to 240	123-2932		

VF-WAXms

- Specially designed WAX phase designed for accurate MS results with polar compounds
- Operating temperature range of 20 °C to 250 °C
- Improves signal-to-noise ratio for trace analyses
- Ideal for GC/MS food, flavor and fragrance applications, especially where trace analyses are required
- Ultra low bleed provides increased sensitivity and extended column lifetime at higher temperatures
- Improved performance with no change in the typical selectivity of PEG
- 0.15 mm id columns available for high efficiency GC and GC/MS analyses
- Supplied with an EZ-GRIP to simplify column installation, coupling and operation

Similar Phases: SUPELCO WAX 10, SUPEROX II, CB-WAX, Stabilwax, BP-20, 007-CW, Carbowax, Rtx-WAX, ZB-WAX, ZB-WAX plus



Structure of VF-WAXms

VF-WAXms

ID (mm)	Length (m)	Film (µm)	Temp Limits (°C)	7 in Cage	5 in Cage
0.10	10	0.10	20 to 250/260	CP9219	
		0.20	20 to 250/260	CP9218	
	20	0.10	20 to 250/260	CP9229	
<i>0.15</i>	<i>15</i>	<i>0.15</i>	<i>20 to 250/260</i>	<i>CP9201</i>	
	<i>20</i>	<i>0.15</i>	<i>20 to 250/260</i>	<i>CP9220</i>	
	<i>30</i>	<i>0.15</i>	<i>20 to 250/260</i>	<i>CP9202</i>	
0.25	15	0.25	20 to 250/260	CP9203	
		0.50	20 to 250/260	CP9221	
	25	0.20	20 to 250/260	CP9204	
		30	0.25	20 to 250/260	CP9205
	0.50		20 to 250/260	CP9222	
	1.00		20 to 240	CP9206	
	60	0.25	20 to 250/260	CP9207	
		0.50	20 to 240	CP9223	

Agilent J&W High Efficiency GC columns are displayed using italicized descriptions and part numbers

(Continued)

VF-WAXms

ID (mm)	Length (m)	Film (µm)	Temp Limits (°C)	7 in Cage	5 in Cage
0.32	30	0.25	20 to 250/260	CP9212	
		0.50	20 to 250/260	CP9210	
		1.00	20 to 240	CP9211	
	60	0.25	20 to 250/260	CP9214	
		0.50	20 to 240	CP9225	
		1.00	20 to 230	CP9213	
0.53	15	1.00	20 to 250/260	CP9226	
		2.00	20 to 240		
	30	1.00	20 to 240	CP9215	
		2.00	20 to 230	CP9216	
	60	1.00	20 to 230	CP9228	
		2.00	20 to 220	CP9217	



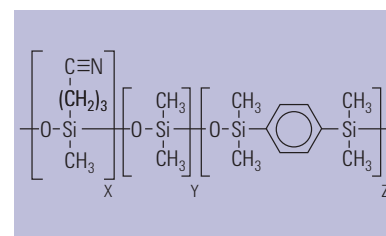
TIPS & TOOLS

As a special MS-type phase, the VF-WAXms column generates less bleed, and therefore less noise and higher signal-to-noise ratios for critical components.

VF-624ms and VF-1301ms

- VF-624ms is designed for analyzing solvents according to EPA Methods 524, 624 and 8260, as well as USP 467
- VF-1301ms ultra-low-bleed thin-film has a similar selectivity to 624 and is suitable for semivolatile organic solvents, as well as PCBs and pesticides
- Enhanced selectivity for USP 467 eliminates co-elution of benzene and 1,2-dichloroethane
- Mid polarity
- Low bleed
- 0.15 mm id columns available for high efficiency GC and GC/MS analyses
- Supplied with an EZ-GRIP to simplify column installation, coupling and operation

Similar Phases: AT-624, Rxi-624 Sil MS, Rtx-624, PE-624, 007-624, 007-502, ZB-624



Structure of VF-624ms and VF-1301ms

VF-624ms

ID (mm)	Length (m)	Film (μm)	Temp Limits ($^{\circ}\text{C}$)	7 in Cage	5 in Cage
<i>0.15</i>	<i>15</i>	<i>0.84</i>	<i>-40 to 280/300</i>	<i>CP9101</i>	
	<i>20</i>	<i>0.84</i>	<i>-40 to 280/300</i>	<i>CP9100</i>	
	<i>30</i>	<i>0.84</i>	<i>-40 to 280/300</i>	<i>CP9109</i>	
	<i>40</i>	<i>0.84</i>	<i>-40 to 280/300</i>	<i>CP9110</i>	
0.25	30	1.40	-40 to 280/300	CP9102	CP910215
	60	1.40	-40 to 280/300	CP9103	CP910315
0.32	30	1.80	-40 to 280/300	CP9104	CP910415
	60	1.80	-40 to 280/300	CP9105	
0.53	30	3.00	-40 to 280/300	CP9106	CP910615
	60	3.00	-40 to 265/280	CP9107	
	75	3.00	-40 to 265/280	CP9108	

Agilent J&W High Efficiency GC columns are displayed using italicized descriptions and part numbers

Similar Phases: Rtx-1301, PE-1301

VF-1301ms

ID (mm)	Length (m)	Film (μm)	Temp Limits ($^{\circ}\text{C}$)	7 in Cage
0.10	10	1.00	-40 to 280/300	CP9066
0.25	30	0.25	-40 to 280/300	CP9053
		1.00	-40 to 280/300	CP9054
	60	0.25	-40 to 280/300	CP9055
		1.00	-40 to 280/300	CP9056
0.32	15	0.25	-40 to 280/300	CP9057
		1.00	-40 to 280/300	CP9058
0.53	15	1.00	-40 to 280/300	CP9062
	30	1.00	-40 to 280/300	CP9063
		1.50	-40 to 280/300	CP9064

TIPS & TOOLS



Ensure a lifetime of peak performance and maximum productivity with Agilent's comprehensive GC supplies portfolio. Learn more at www.agilent.com/chem/GCsupplies



VF-1701ms

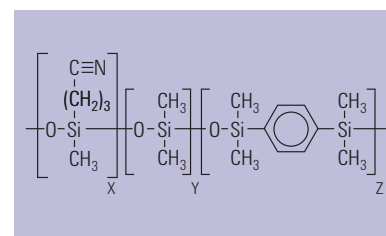
- Ultra-low bleed 14% cyanopropyl/phenyl/86% polydimethylsiloxane phase
- Mid polarity
- Ideal for pesticides, PCBs and semi-volatile organic compounds
- Highly inert for difficult analytes such as p,p'-DDT
- Deactivated for accurate trace analysis
- Engineered for reduced bleed, (bleed specification is 2 pA at 280 °C for a 0.25 mm x 60 m, 0.25 µm id column)
- 0.15 mm id columns available for high efficiency GC and GC/MS analyses
- Supplied with an EZ-GRIP to simplify column installation, coupling and operation

Similar Phases: SPB-1701, Rtx-1701, BP-10, OV-1701, 007-1701, ZB-1701

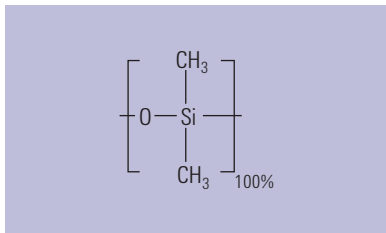
VF-1701ms

ID (mm)	Length (m)	Film (µm)	Temp Limits (°C)	7 in Cage	5 in Cage
<i>0.15</i>	<i>20</i>	<i>0.15</i>	<i>-20 to 280/300</i>	<i>CP9145</i>	
0.25	30	0.15	-20 to 280/300	CP9150	
		0.25	-20 to 280/300	CP9151	CP915115
		1.00	-20 to 280/300	CP9152	CP915215
	60	0.25	-20 to 280/300	CP9154	
		1.00	-20 to 280/300	CP9156	
0.32	30	0.25	-20 to 280/300	CP9162	
		1.00	-20 to 280/300	CP9163	
	60	0.25	-20 to 280/300	CP9165	
		1.00	-20 to 280/300	CP9166	
0.53	30	0.50	-20 to 280/300	CP9170	
		1.00	-20 to 280/300	CP9171	

Agilent J&W High Efficiency GC columns are displayed using italicized descriptions and part numbers



Structure of VF-1701ms



Structure of DB-1

Premium Polysiloxane Columns

Polysiloxanes are the most common stationary phases. They are available in the greatest variety and are stable, robust and versatile. Standard polysiloxanes are characterized by the repeating siloxane backbone. Each silicon atom contains two functional groups. The type and percent level of substitution of the groups distinguish each stationary phase and its properties.

DB-1

- 100% Dimethylpolysiloxane
- Non-polar
- Excellent general purpose column
- Wide range of applications
- Low bleed
- High temperature limit
- Bonded and cross-linked
- Solvent rinsable
- Wide range of column dimensions available
- Equivalent to USP Phase G2

Similar Phases: SPB-1, Rtx-1, BP-1, OV-1, OV-101, 007-1(MS), SP-2100, SE-30, ZB-1, AT-1, MDN-1, ZB-1

DB-1

ID (mm)	Length (m)	Film (µm)	Temp Limits (°C)	7 in Cage	5 in Cage	7890/6890
						LTM II Module
0.05	10	0.05	-60 to 325/350	126-1012		
		0.20	-60 to 325/350	126-1013		
0.10	5	0.12	-60 to 325/350	127-100A		127-100ALTM
		0.10	-60 to 325/350	127-1012	127-1012E	
	0.40	-60 to 325/350	127-1013	127-1013E	127-1013LTM	
		0.10	-60 to 325/350	127-1022	127-1022E	
	0.40	-60 to 325/350	127-1023		127-1023LTM	
		0.20	-60 to 325/350	127-1046	127-1046E	
0.40	-60 to 325/350	127-1043				

(Continued)

DB-1

ID (mm)	Length (m)	Film (µm)	Temp Limits (°C)	7 in Cage	5 in Cage	7890/6890
						LTM II Module
<i>0.15</i>	<i>10</i>	<i>1.20</i>	<i>-60 to 325/350</i>	<i>12A-1015</i>		<i>12A-1015LTM</i>
<i>0.18</i>	<i>10</i>	<i>0.18</i>	<i>-60 to 325/350</i>	<i>121-1012</i>	<i>121-1012E</i>	<i>121-1012LTM</i>
		<i>0.20</i>	<i>-60 to 325/350</i>	<i>121-101A</i>		<i>121-101ALTM</i>
		<i>0.40</i>	<i>-60 to 325/350</i>	<i>121-1013</i>		<i>121-1013LTM</i>
	<i>20</i>	<i>0.18</i>	<i>-60 to 325/350</i>	<i>121-1022</i>	<i>121-1022E</i>	<i>121-1022LTM</i>
		<i>0.40</i>	<i>-60 to 325/350</i>	<i>121-1023</i>		<i>121-1023LTM</i>
	<i>40</i>	<i>0.40</i>	<i>-60 to 325/350</i>	<i>121-1043</i>		
<i>0.20</i>	<i>12</i>	<i>0.33</i>	<i>-60 to 325/350</i>	<i>128-1012</i>		<i>128-1012LTM</i>
	<i>25</i>	<i>0.33</i>	<i>-60 to 325/350</i>	<i>128-1022</i>		<i>128-1022LTM</i>
	<i>30</i>	<i>0.80</i>	<i>-60 to 325/350</i>	<i>128-1034</i>		
	<i>50</i>	<i>0.33</i>	<i>-60 to 325/350</i>	<i>128-1052</i>		
<i>0.25</i>	<i>15</i>	<i>0.10</i>	<i>-60 to 325/350</i>	<i>122-1011</i>		
		<i>0.25</i>	<i>-60 to 325/350</i>	<i>122-1012</i>		<i>122-1012LTM</i>
		<i>1.00</i>	<i>-60 to 325/350</i>	<i>122-1013</i>		
	<i>25</i>	<i>0.25</i>	<i>-60 to 325/350</i>	<i>122-1022</i>		<i>122-1022LTM</i>
	<i>30</i>	<i>0.10</i>	<i>-60 to 325/350</i>	<i>122-1031</i>		
		<i>0.25</i>	<i>-60 to 325/350</i>	<i>122-1032</i>	<i>122-1032E</i>	<i>122-1032LTM*</i>
		<i>0.50</i>	<i>-60 to 325/350</i>	<i>122-103E</i>		<i>122-103ELTM</i>
		<i>1.00</i>	<i>-60 to 325/350</i>	<i>122-1033</i>	<i>122-1033E</i>	<i>122-1033LTM</i>
	<i>50</i>	<i>0.25</i>	<i>-60 to 325/350</i>	<i>122-1052</i>		
	<i>60</i>	<i>0.10</i>	<i>-60 to 325/350</i>	<i>122-1061</i>		
		<i>0.25</i>	<i>-60 to 325/350</i>	<i>122-1062</i>		
		<i>0.50</i>	<i>-60 to 325/350</i>	<i>122-106E</i>		
		<i>1.00</i>	<i>-60 to 325/350</i>	<i>122-1063</i>		
	<i>100</i>	<i>0.50</i>	<i>-60 to 325/350</i>	<i>122-10AE</i>		
	<i>150</i>	<i>1.00</i>	<i>-60 to 325/350</i>	<i>122-10G3</i>		

Agilent J&W High Efficiency GC columns are displayed using italicized descriptions and part numbers

(Continued)

DB-1

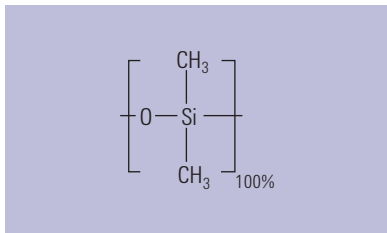
ID (mm)	Length (m)	Film (µm)	Temp Limits (°C)	7 in Cage	5 in Cage	7890/6890
						LTM II Module
0.32	15	0.10	-60 to 325/350	123-1011		123-1011LTM
		0.25	-60 to 325/350	123-1012		123-1012LTM
		1.00	-60 to 325/350	123-1013		
		3.00	-60 to 280/300	123-1014		
		5.00	-60 to 280/300	123-1015		123-1015LTM
	25	0.12	-60 to 325/350	123-1027		
		0.25	-60 to 325/350	123-1022		
		0.52	-60 to 325/350	123-1026		
		1.05	-60 to 325/350	123-102F		
	30	0.10	-60 to 325/350	123-1031		
		0.25	-60 to 325/350	123-1032		123-1032LTM
		0.50	-60 to 325/350	123-103E		123-103ELTM
		1.00	-60 to 325/350	123-1033	123-1033E	123-1033LTM
		1.50	-60 to 300/320	123-103B		123-103BLTM
		3.00	-60 to 280/300	123-1034		
		5.00	-60 to 280/300	123-1035		123-1035LTM
	50	0.25	-60 to 325/350	123-1052		
		0.52	-60 to 325/350	123-1056		
		1.05	-60 to 325/350	123-105F		
		1.20	-60 to 325/350	123-105C		
5.00		-60 to 280/300	123-1055			
60	0.10	-60 to 325/350	123-1061			
	0.25	-60 to 325/350	123-1062	123-1062E		
	0.50	-60 to 325/350	123-106E			
	1.00	-60 to 325/350	123-1063	123-1063E		
	1.50	-60 to 300/320	123-106B	123-106BE		
	2.00	-60 to 280/300	123-106G			
	3.00	-60 to 280/300	123-1064	123-1064E		
	5.00	-60 to 280/300	123-1065	123-1065E		
0.45	30	1.27	-60 to 325/350	124-1032		
		2.55	-60 to 260/280	124-1034		

(Continued)



DB-1

ID (mm)	Length (m)	Film (μm)	Temp Limits ($^{\circ}\text{C}$)	7 in Cage	5 in Cage	7890/6890	
						LTM II Module	
0.53	5	2.65	-60 to 325/350	125-100B			
		5.00	-60 to 325/350	125-1005		125-1005LTM	
7.5	1.50	-60 to 325/350	125-1002				
10	2.65	-60 to 260/280	125-10HB	125-10HBE	125-10HBLTM		
		5.00	-60 to 260/280	125-10H5			
15	0.15	-60 to 340/360	125-1011	125-1011E	125-1011LTM		
		0.25	-60 to 320/340	125-101K			
		0.50	-60 to 300/320	125-1017			
		1.00	-60 to 300/320	125-101J			
		1.50	-60 to 300/320	125-1012	125-1012E	125-1012LTM	
		3.00	-60 to 260/280	125-1014			
		5.00	-60 to 260/280	125-1015		125-1015LTM	
25	1.00	-60 to 300/320	125-102J				
		5.00	-60 to 260/280	125-1025		125-1025LTM	
30	0.10	-60 to 340/360	125-1039				
		0.25	-60 to 320/340	125-103K	125-103KE	125-103KLTM	
		0.50	-60 to 300/320	125-1037			
		1.00	-60 to 300/320	125-103J		125-103JLTM	
		1.50	-60 to 300/320	125-1032		125-1032LTM	
		2.65	-60 to 260/280	125-103B			
		3.00	-60 to 260/280	125-1034	125-1034E	125-1034LTM	
		5.00	-60 to 260/280	125-1035	125-1035E	125-1035LTM	
50	5.00	-60 to 260/280	125-1055				
60	1.00	-60 to 300/320	125-106J	125-106JE			
		1.50	-60 to 300/320	125-1062	125-1062E		
		3.00	-60 to 260/280	125-1064			
		5.00	-60 to 260/280	125-1065	125-1065E		
105	5.00	-60 to 260/280	125-10B5				



Structure of HP-1

HP-1

- 100% Dimethylpolysiloxane
- Non-polar
- Excellent general purpose column – "Industry Standard"
- Wide range of applications
- Superior performance for low molecular weight alcohols (<C₅)
- High temperature limit
- Bonded and cross-linked
- Solvent rinsable
- Wide range of column dimensions available
- Equivalent to USP Phase G2

Similar Phases: SPB-1, Rtx-1, BP-1, OV-1, OV-101, 007-1(MS), SP-2100, SE-30, ZB-1, AT-1, MDN-1, ZB-1

HP-1

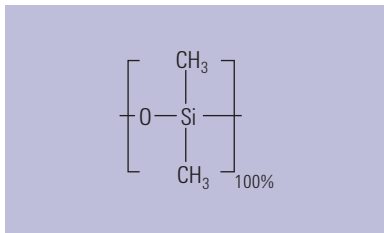
ID (mm)	Length (m)	Film (µm)	Temp Limits (°C)	7 in Cage	5 in Cage	7890/6890 LTM II Module
<i>0.18</i>	<i>20</i>	<i>0.18</i>	<i>-60 to 325/350</i>	<i>19091Z-577</i>	<i>19091Z-577E</i>	
0.20	12	0.33	-60 to 325/350	19091-60312		
	17	0.11	-60 to 325/350	19091Z-008		
	25	0.11	-60 to 325/350	19091Z-002		19091Z-002LTM
		0.33	-60 to 325/350	19091Z-102	19091Z-102E	
		0.50	-60 to 325/350	19091Z-202		19091Z-202LTM
	50	0.11	-60 to 325/350	19091Z-005		
		0.33	-60 to 325/350	19091Z-105		
		0.50	-60 to 325/350	19091Z-205		
0.25	15	0.10	-60 to 325/350	19091Z-331		
		0.25	-60 to 325/350	19091Z-431		
		1.00	-60 to 325/350	19091Z-231		
	30	0.10	-60 to 325/350	19091Z-333		
		0.25	-60 to 325/350	19091Z-433	19091Z-433E	
		1.00	-60 to 325/350	19091Z-233	19091Z-233E	
	60	0.25	-60 to 325/350	19091Z-436		
		1.00	-60 to 325/350	19091Z-236	19091Z-236E	
		100	0.50	-60 to 325/350	19091Z-530	19091Z-530E

Agilent J&W High Efficiency GC columns are displayed using italicized descriptions and part numbers

(Continued)

HP-1

ID (mm)	Length (m)	Film (μm)	Temp Limits ($^{\circ}\text{C}$)	7 in Cage	5 in Cage	7890/6890 LTM II Module
0.32	15	0.25	-60 to 325/350	19091Z-411		
		1.00	-60 to 325/350	19091Z-211		
	25	0.17	-60 to 325/350	19091Z-012		19091Z-012LTM
		0.52	-60 to 325/350	19091Z-112	19091Z-112E	
		1.05	-60 to 325/350	19091Z-212		
	30	0.10	-60 to 325/350	19091Z-313		19091Z-313LTM
		0.25	-60 to 325/350	19091Z-413	19091Z-413E	
		1.00	-60 to 325/350	19091Z-213	19091Z-213E	
		3.00	-60 to 260/280	19091Z-513	19091Z-513E	
		4.00	-60 to 260/280	19091Z-613		19091Z-613LTM
		5.00	-60 to 260/280	19091Z-713	19091Z-713E	19091Z-713LTM
	50	0.17	-60 to 325/350	19091Z-015		
		0.52	-60 to 325/350	19091Z-115	19091Z-115E	
		1.05	-60 to 325/350	19091Z-215		
	60	0.25	-60 to 325/350	19091Z-416		
1.00		-60 to 325/350	19091Z-216	19091Z-216E		
5.00		-60 to 260/280	19091Z-716			
0.53	5	0.15	-60 to 320/400	19095Z-220		
		0.88	-60 to 320/400	19095Z-020		
		2.65	-60 to 260/280	19095S-100	19095S-100E	
	7.5	5.00	-60 to 260/280	19095Z-627		
	10	0.88	-60 to 300/320	19095Z-021	19095Z-021E	19095Z-021LTM
		2.65	-60 to 260/280	19095Z-121	19095Z-121E	19095Z-121LTM
	15	0.15	-60 to 320/400	19095Z-221	19095Z-221E	
		1.50	-60 to 300/320	19095Z-321		
		3.00	-60 to 260/280	19095Z-421		
		5.00	-60 to 260/280	19095Z-621		
	30	0.88	-60 to 300/320	19095Z-023	19095Z-023E	19095Z-023LTM
		1.50	-60 to 300/320	19095Z-323	19095Z-323E	
		2.65	-60 to 260/280	19095Z-123	19095Z-123E	19095Z-123LTM
		3.00	-60 to 260/280	19095Z-423	19095Z-423E	
		5.00	-60 to 260/280	19095Z-623	19095Z-623E	19095Z-623LTM
	60	5.00	-60 to 260/280	19095Z-626		



Structure of CP-Sil 5 CB

CP-Sil 5 CB

- 100% Dimethylpolysiloxane
- Non-polar
- General purpose phase
- Bonded and cross-linked
- Solvent rinsable
- Available in fused silica or UltiMetal
- Separation almost entirely based on boiling points, making this column suitable for a wide range of applications with a broad temperature range
- High temperature limit
- Supplied with an EZ-GRIP to simplify column installation, coupling and operation

Similar Phases: SPB-1, Rtx-1, BP-1, OV-1, OV-101, 007-1(MS), SP-2100, SE-30, ZB-1, AT-1, MDN-1, ZB-1

CP-Sil 5 CB

ID (mm)	Length (m)	Film (µm)	Temp Limits (°C)	7 in Cage	5 in Cage
0.10	10	0.10	-60 to 330/350	CP7311	
		0.12	-60 to 330/350	CP7310	
<i>0.15</i>	<i>10</i>	<i>0.12</i>	<i>-60 to 330/350</i>	<i>CP7684</i>	
		<i>2.00</i>	<i>-60 to 325/350</i>	<i>CP7682</i>	
	<i>25</i>	<i>0.12</i>	<i>-60 to 330/350</i>	<i>CP7694</i>	
		<i>1.20</i>	<i>-60 to 325/350</i>	<i>CP7693</i>	
		<i>2.00</i>	<i>-60 to 325/350</i>	<i>CP7692</i>	
0.20	25	0.33	-60 to 325/350	CP7622	
0.25	10	0.12	-60 to 330/350	CP7700	
		0.25	-60 to 330/350	CP8510	
	25	0.12	-60 to 330/350	CP7710	
		0.25	-60 to 330/350	CP7441	
		0.40	-60 to 325/350	CP7709	
		1.20	-60 to 325/350	CP7670	CP7670I5
	30	0.10	-60 to 330/350	CP8710	
		0.25	-60 to 330/350	CP8741	CP8741I5
		1.00	-60 to 325/350	CP8770	
	50	0.12	-60 to 330/350	CP7720	
		0.25	-60 to 330/350	CP7443	CP7443I5
		0.40	-60 to 325/350	CP7719	
60	0.25	-60 to 330/350	CP8743		
	1.00	-60 to 325/350	CP8780		

Agilent J&W High Efficiency GC columns are displayed using italicized descriptions and part numbers

(Continued)

CP-Sil 5 CB

ID (mm)	Length (m)	Film (μm)	Temp Limits ($^{\circ}\text{C}$)	7 in Cage	5 in Cage
0.32	10	0.12	-60 to 330/350	CP7730	
		1.20	-60 to 325/350	CP7758	
	15	0.10	-60 to 330/350	CP8529	
		0.25	-60 to 325/350	CP8530	
		3.00	-60 to 325/350	CP8550	
		1.00	-60 to 325/350	CP8540	
		5.00	-60 to 300/325	CP8560	
	25	0.12	-60 to 330/350	CP7740	
		0.25	-60 to 325/350	CP7442	
		0.40	-60 to 325/350	CP7739	
		0.52	-60 to 325/350	CP8430	
		1.20	-60 to 325/350	CP7760	
		5.00	-60 to 300/325	CP7680	CP7680I5
	30	0.25	-60 to 325/350	CP8742	
		1.00	-60 to 325/350	CP8760	
		3.00	-60 to 310/335	CP8687	CP8687I5
		5.00	-60 to 300/325	CP8688	CP8688I5
	50	0.12	-60 to 330/335	CP7750	CP7750I5
		0.25	-60 to 325/350	CP7444	
		0.40	-60 to 325/350	CP7749	CP7749I5
1.20		-60 to 325/350	CP7770	CP7770I5	
5.00		-60 to 300/325	CP7690	CP7690I5	
60	0.25	-60 to 325/350	CP8744		
	1.00	-60 to 325/350	CP8870		
	3.00	-60 to 310/335	CP8689		
	5.00	-60 to 300/325	CP8690	CP8690I5	

(Continued)

CP-Sil 5 CB

ID (mm)	Length (m)	Film (µm)	Temp Limits (°C)	7 in Cage	5 in Cage	
0.53	10	1.00	-60 to 315/340	CP7625		
		2.00	-60 to 305/330	CP7620		
		5.00	-60 to 290/325	CP7645		
	15	0.15	-60 to 330/350	CP8673		
		1.50	-60 to 305/330	CP8674		
		3.00	-60 to 300/325	CP8675		
		5.00	-60 to 290/325	CP8676		
	20	5.00	-60 to 290/325	CP8774		
	25	1.00	-60 to 315/340	CP7635		
		2.00	-60 to 305/330	CP7630		
		5.00	-60 to 290/325	CP7675		
	30	1.50	-60 to 305/330	CP8735	CP8735I5	
		2.00	-60 to 305/330	CP8730		
		3.00	-60 to 300/325	CP8677		
		5.00	-60 to 290/325	CP8775		
	50	1.00	-60 to 315/340	CP7695		
		2.00	-60 to 305/330	CP7640		
		5.00	-60 to 290/325	CP7685	CP7685I5	
60	1.50	-60 to 305/330	CP8799			
	5.00	-60 to 290/325	CP8685			
100	0.50	-60 to 325/350	CP7608			
	5.00	-60 to 290/325	CP7688			

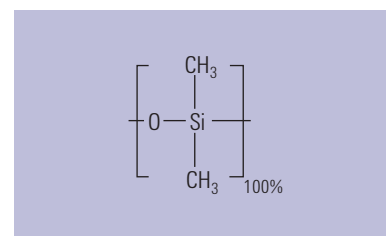
CP-Sil 5 CB UltiMetal

ID (mm)	Length (m)	Film (µm)	Temp Limits (°C)	7 in Cage
0.53	10	2.00	-60 to 325/350	CP7150
		5.00	-60 to 325/350	CP6666
	25	0.50	-60 to 325/350	CP7135
		2.00	-60 to 325/350	CP7160
		5.00	-60 to 325/350	CP6670
	50	1.00	-60 to 325/350	CP7140
		2.00	-60 to 325/350	CP7170
		5.00	-60 to 325/350	CP6671

Ultra 1

- 100% Dimethylpolysiloxane
- Non-polar
- Equivalent to HP-1 with tighter specifications for retention index and capacity factors
- Bonded and cross-linked
- Solvent rinsable

Similar Phases: SPB-1, Rtx-1, BP-1, 007-1(MS)



Structure of Ultra 1

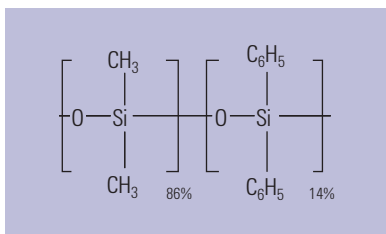
Ultra 1

ID (mm)	Length (m)	Film (µm)	Temp Limits (°C)	7 in Cage	5 in Cage
0.20	12	0.33	-60 to 325/350	19091A-101	
		0.11	-60 to 325/350	19091A-008	
	17	0.33	-60 to 325/350	19091A-108	
		0.11	-60 to 325/350	19091A-002	
	25	0.33	-60 to 325/350	19091A-102	19091A-102E
			0.11	-60 to 325/350	19091A-005
0.32	25	0.33	-60 to 325/350	19091A-105	
		0.17	-60 to 325/350	19091A-012	
	50	0.52	-60 to 325/350	19091A-112	
		0.17	-60 to 325/350	19091A-015	
	50	0.52	-60 to 325/350	19091A-115	

TIPS & TOOLS

Agilent CrossLab GC supplies, including CrossLab Ultra Inert liners, perform seamlessly with a variety of instruments regardless of make or model, including Varian (now Bruker), PerkinElmer, Shimadzu, and Thermo Scientific GC systems. Learn more at www.agilent.com/chem/CrossLab





Structure of Ultra 2

Ultra 2

- (5%-Phenyl)-methylpolysiloxane
- Non-polar
- Equivalent to HP-5 with tighter specifications for retention index and capacity factors
- Bonded and cross-linked
- Solvent rinsable

Similar Phases: SPB-5, Rtx-5, BP-5, CB-5, 007-5, 2B-5

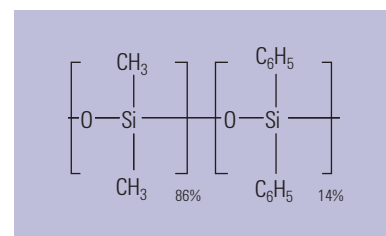
Ultra 2

ID (mm)	Length (m)	Film (µm)	Temp Limits (°C)	7 in Cage	5 in Cage	7890/6890
						LTM II Module
0.20	12	0.33	-60 to 325/350	19091B-101		19091B-101LTM
		0.11	-60 to 325/350	19091B-002		
	0.33	-60 to 325/350	19091B-102	19091B-102E	19091B-102LTM	
	50	0.11	-60 to 325/350	19091B-005		
		0.33	-60 to 325/350	19091B-105	19091B-105E	
0.32	25	0.17	-60 to 325/350	19091B-012	19091B-012E	
		0.52	-60 to 325/350	19091B-112		19091B-112LTM
	50	0.17	-60 to 325/350	19091B-015		
		0.52	-60 to 325/350	19091B-115	19091B-115E	

DB-5

- (5%-Phenyl)-methylpolysiloxane
- Non-polar
- Excellent general purpose column
- Wide range of applications
- Low bleed
- High temperature limit
- Bonded and cross-linked
- Solvent rinsable
- Wide range of column dimensions available
- Equivalent to USP Phase G27

Similar Phases: SPB-5, Rtx-5, BP-5, OV-5, 007-2(MPS-5), SE-52, SE-54, XTI-5, PTE-5, ZB-5, AT-5, MDN-5, ZB-5



Structure of DB-5

DB-5

ID (mm)	Length (m)	Film (µm)	Temp Limits (°C)	7890/6890		
				7 in Cage	5 in Cage	LTM II Module
0.10	10	0.10	-60 to 325/350	127-5012	127-5012E	127-5012LTM
		0.17	-60 to 325/350	127-501E		127-501ELTM
		0.33	-60 to 325/350	127-501N		
		0.40	-60 to 325/350	127-5013		127-5013LTM
20		0.10	-60 to 325/350	127-5022		
		0.40	-60 to 325/350	127-5023		
<i>0.15</i>	<i>10</i>	<i>1.20</i>	<i>-60 to 300/320</i>	<i>12A-5015</i>		<i>12A-5015LTM</i>
<i>0.18</i>	<i>10</i>	<i>0.18</i>	<i>-60 to 325/350</i>	<i>121-5012</i>	<i>121-5012E</i>	<i>121-5012LTM</i>
		<i>0.40</i>	<i>-60 to 325/350</i>	<i>121-5013</i>		<i>121-5013LTM</i>
	<i>20</i>	<i>0.18</i>	<i>-60 to 325/350</i>	<i>121-5022</i>	<i>121-5022E</i>	<i>121-5022LTM</i>
		<i>0.40</i>	<i>-60 to 325/350</i>	<i>121-5023</i>		<i>121-5023LTM</i>
<i>40</i>		<i>0.18</i>	<i>-60 to 325/350</i>	<i>121-5042</i>		

Agilent J&W High Efficiency GC columns are displayed using italicized descriptions and part numbers

(Continued)

DB-5

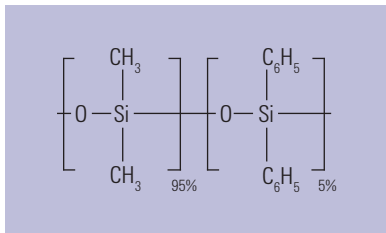
ID (mm)	Length (m)	Film (µm)	Temp Limits (°C)	7 in Cage	5 in Cage	7890/6890	
						LTM II Module	
0.20	12	0.33	-60 to 325/350	128-5012			
	15	0.20	-60 to 325/350	128-50H7			
	25	0.33	-60 to 325/350	128-5022		128-5022LTM	
	50	0.33	-60 to 325/350	128-5052			
0.25	15	0.10	-60 to 325/350	122-5011			
		0.25	-60 to 325/350	122-5012		122-5012LTM	
		0.50	-60 to 325/350	122-501E			
		1.00	-60 to 325/350	122-5013			
	25	0.25	-60 to 325/350	122-5022			
	30	0.10	-60 to 325/350	122-5031			
		0.25	-60 to 325/350	122-5032	122-5032E	122-5032LTM	
		0.50	-60 to 325/350	122-503E		122-503ELTM	
		1.00	-60 to 325/350	122-5033	122-5033E	122-5033LTM	
	50	0.25	-60 to 325/350	122-5052			
	60	0.10	-60 to 325/350	122-5061			
		0.25	-60 to 325/350	122-5062			
		0.50	-60 to 325/350	122-506E			
		1.00	-60 to 325/350	122-5063			
	0.32	10	0.50	-60 to 325/350	123-500E		123-500ELTM
			1.00	-60 to 325/350	123-500		
15		0.10	-60 to 325/350	123-5011			123-5011LTM
		0.25	-60 to 325/350	123-5012	123-5012E	123-5012LTM	
		1.00	-60 to 325/350	123-5013	123-5013E	123-5013LTM	
25		0.17	-60 to 325/350	123-502D			
		0.25	-60 to 325/350	123-5022		123-5022LTM	
		0.52	-60 to 325/350	123-5026			
		1.05	-60 to 325/350	123-502F			
30		0.10	-60 to 325/350	123-5031			
		0.25	-60 to 325/350	123-5032	123-5032E	123-5032LTM	
		0.50	-60 to 325/350	123-503E		123-503ELTM	
		1.00	-60 to 325/350	123-5033	123-5033E		
		1.50	-60 to 325/350	123-503B		123-503BLTM	
50		0.25	-60 to 325/350	123-5052			
		0.52	-60 to 325/350	123-5056			
	1.00	-60 to 325/350	123-5053				
60	0.25	-60 to 325/350	123-5062				
	1.00	-60 to 325/350	123-5063				

(Continued)



DB-5

ID (mm)	Length (m)	Film (μm)	Temp Limits ($^{\circ}\text{C}$)	7 in Cage	5 in Cage	7890/6890		
						LTM II Module		
0.45	30	0.42	-60 to 300/320	124-5037				
		1.27	-60 to 300/320	124-5032				
0.53	10	2.65	-60 to 260/280	125-50HB				
		15	0.25	-60 to 300/320	125-501K			
			0.50	-60 to 300/320	125-5017			
	1.00		-60 to 300/320	125-501J				
	25	5.00	1.50	-60 to 300/320	125-5012	125-5012E	125-5012LTM	
				-60 to 260/280	125-5025			
	30	0.25		-60 to 300/320	125-503K			
				-60 to 300/320	125-5037			
				-60 to 300/320	125-503D			
				-60 to 300/320	125-503J			
				-60 to 300/320	125-5032	125-5032E	125-5032LTM	
				-60 to 260/280	125-503B			
				-60 to 260/280	125-5034			
60	5.00		-60 to 260/280	125-5035	125-5035E	125-5035LTM		
		1.50	-60 to 300/320	125-5062				
			-60 to 260/280	125-5065	125-5065E			



Structure of HP-5

HP-5

- (5%-Phenyl)-methylpolysiloxane
- Non-polar
- Excellent general purpose column
- Wide range of applications
- High temperature limit
- Bonded and cross-linked
- Solvent rinsable
- Wide range of column dimensions available
- Equivalent to USP Phase G27

Similar Phases: SPB-5, Rtx-5, BP-5, OV-5, 007-2(MPS-5), SE-52, SE-54, XTI-5, PTE-5, ZB-5, AT-5, MDN-5, ZB-5

HP-5

ID (mm)	Length (m)	Film (µm)	Temp Limits (°C)	7 in Cage	5 in Cage	7890/6890 LTM II Module
<i>0.18</i>	<i>20</i>	<i>0.18</i>	<i>-60 to 325/350</i>	<i>19091J-577</i>	<i>19091J-577E</i>	<i>19091J-577LTM</i>
0.20	12	0.33	-60 to 325/350	19091J-101		
		17	0.33	-60 to 325/350	19091J-108	
	25	0.11	-60 to 325/350	19091J-002		
		0.33	-60 to 325/350	19091J-102	19091J-102E	
		0.50	-60 to 325/350	19091J-202		
50	0.11	-60 to 325/350	19091J-005			
	0.33	-60 to 325/350	19091J-105	19091J-105E		
	0.50	-60 to 325/350	19091J-205			

Agilent J&W High Efficiency GC columns are displayed using italicized descriptions and part numbers

(Continued)

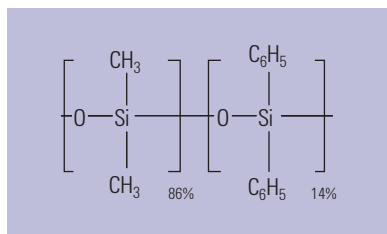
HP-5

ID (mm)	Length (m)	Film (µm)	Temp Limits (°C)			7890/6890
				7 in Cage	5 in Cage	LTM II Module
0.25	5	0.10	-60 to 325/350	19091J-330		19091J-330LTM
	15	0.25	-60 to 325/350	19091J-431	19091J-431E	
		1.00	-60 to 325/350	19091J-231		
	30	0.10	-60 to 325/350	19091J-333		
		0.25	-60 to 325/350	19091J-433	19091J-433E	19091J-433LTM
		1.00	-60 to 325/350	19091J-233		19091J-233LTM
	60	0.25	-60 to 325/350	19091J-436	19091J-436E	
1.00		-60 to 325/350	19091J-236			
0.32	15	0.25	-60 to 325/350	19091J-411		19091J-411LTM
	25	0.17	-60 to 325/350	19091J-012		
		0.52	-60 to 325/350	19091J-112	19091J-112E	
		1.05	-60 to 325/350	19091J-212		
	30	0.10	-60 to 325/350	19091J-313		
		0.25	-60 to 325/350	19091J-413	19091J-413E	19091J-413LTM
		0.50	-60 to 325/350	19091J-113	19091J-113E	19091J-113LTM
		1.00	-60 to 325/350	19091J-213	19091J-213E	
	50	0.17	-60 to 325/350	19091J-015		
		0.52	-60 to 325/350	19091J-115	19091J-115E	
1.05		-60 to 325/350	19091J-215	19091J-215E		
60	0.25	-60 to 325/350	19091J-416			
	1.00	-60 to 325/350	19091J-216	19091J-216E		
0.53	10	2.65	-60 to 260/280	19095J-121	19095J-121E	19095J-121LTM
	15	1.50	-60 to 300/320	19095J-321		
		5.00	-60 to 260/280	19095J-621		
	30	0.88	-60 to 300/320	19095J-023	19095J-023E	
		1.50	-60 to 300/320	19095J-323	19095J-323E	
		2.65	-60 to 260/280	19095J-123	19095J-123E	
		5.00	-60 to 260/280	19095J-623	19095J-623E	

TIPS & TOOLS

Learn more about Agilent's top-ranked service and support at www.agilent.com/chem/services





Structure of CP-Sil 8 CB

CP-Sil 8 CB

- (5%-Phenyl)-methylpolysiloxane
- Non-polar
- General purpose phase
- Bonded and cross-linked
- Solvent rinsable
- Low bleed
- High column-to-column reproducibility
- Wide choice of dimensions available
- Available in fused silica and UltiMetal
- Supplied with an EZ-GRIP to simplify column installation, coupling and operation

Similar Phases: SPB-5, Rtx-5, BP-5, OV-5, 007-2(MPS-5), SE-52, SE-54, XTI-5, PTE-5, ZB-5, AT-5, MDN-5, ZB-5

CP-Sil 8 CB

ID (mm)	Length (m)	Film (µm)	Temp Limits (°C)	7 in Cage	5 in Cage
<i>0.15</i>	<i>10</i>	<i>0.12</i>	<i>-60 to 330/350</i>	<i>CP7884</i>	
0.25	15	0.25	-60 to 330/350	CP8511	
		1.00	-60 to 325/350	CP8521	
25	25	0.12	-60 to 330/350	CP7711	
		0.25	-60 to 330/350	CP7451	
		1.20	-60 to 325/350	CP7671	
30	30	0.25	-60 to 330/350	CP8751	
		1.00	-60 to 325/350	CP8771	
50	50	0.12	-60 to 330/350	CP7721	
		0.25	-60 to 330/350	CP7453	CP7453I5
		0.40	-60 to 325/350	CP7769	
60	60	0.10	-60 to 325/350	CP8750	
		0.25	-60 to 330/350	CP8753	
		1.00	-60 to 325/350	CP8781	

Agilent J&W High Efficiency GC columns are displayed using italicized descriptions and part numbers

(Continued)

CP-Sil 8 CB

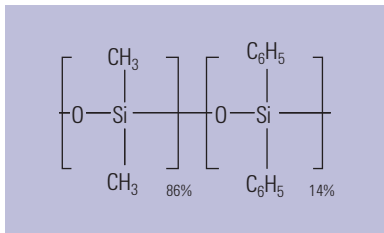
ID (mm)	Length (m)	Film (µm)	Temp Limits (°C)	7 in Cage	5 in Cage	
0.32	10	0.12	-60 to 330/350	CP7731		
		5.00	-60 to 300/325	CP8014		
	15	0.25	-60 to 325/350	CP8531		
		1.00	-60 to 325/350	CP8541		
	25	0.12	-60 to 330/350	CP7741	CP77415	
		0.25	-60 to 325/350	CP7452		
		0.40	-60 to 325/350	CP7779		
		0.52	-60 to 325/350	CP8431		
		1.20	-60 to 325/350	CP7761		
		5.00	-60 to 300/325	CP7681		
		30	0.10	-60 to 330/350	CP8791	
	50	0.25	-60 to 325/350	CP8752		
		1.00	-60 to 325/350	CP8761		
		5.00	-60 to 300/325	CP7691	CP76915	
	60	0.25	-60 to 325/350	CP8754		
		1.00	-60 to 325/350	CP8871		
	0.53	10	2.00	-60 to 305/330	CP7621	
			5.00	-60 to 290/325	CP7646	
15		1.50	-60 to 305/330	CP8678		
25		2.00	-60 to 305/330	CP7631		
		1.00	-60 to 315/340	CP7636		
		5.00	-60 to 290/325	CP7656		
30		0.50	-60 to 325/350	CP8716		
		1.50	-60 to 305/330	CP8736	CP873615	
		5.00	-60 to 290/325	CP8756		
50		1.00	-60 to 315/340	CP7696		
		2.00	-60 to 305/330	CP7641		
		5.00	-60 to 290/325	CP7666		
60		1.50	-60 to 305/330	CP8796		
100		5.00	-60 to 290/325	CP7676		



Column shown with EZ-GRIP

CP-Sil 8 CB UltiMetal

ID (mm)	Length (m)	Film (µm)	Temp Limits (°C)	7 in Cage
0.53	25	5.00	-60 to 325/350	CP6680
	50	0.50	-60 to 325/350	CP7196



Structure of CP-Sil 13 CB
(with 14% phenyl substitution)

CP-Sil 13 CB

- 14% Phenyl/86% dimethylpolysiloxane
- Mid polarity phase
- Specially developed for the analysis of medium polarity compounds
- Ideal for confirmational analyses using ECD
- Bonded and cross-linked
- Solvent rinsable
- Supplied with an EZ-GRIP to simplify column installation, coupling and operation

Similar Phases: Rtx-20

CP-Sil 13 CB

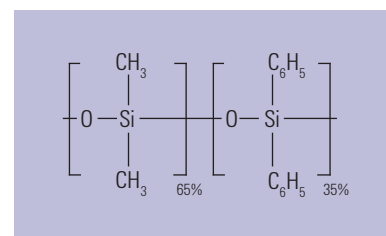
ID (mm)	Length (m)	Film (µm)	Temp Limits (°C)	7 in Cage	5 in Cage
<i>0.15</i>	<i>25</i>	<i>0.40</i>	<i>-25 to 300/330</i>	<i>CP7813</i>	
0.25	25	0.20	-25 to 300/330	CP7906	
		1.20	-25 to 300/330	CP7977	
	50	0.20	-25 to 300/330	CP7907	
		0.40	-25 to 300/330	CP7917	
0.32	25	0.20	-25 to 300/330	CP7926	CP7926I5
		0.40	-25 to 300/330	CP7936	
		1.20	-25 to 300/330	CP7946	
	50	0.40	-25 to 300/330	CP7937	
		1.20	-25 to 300/330	CP7947	
0.53	25	1.00	-25 to 300/330	CP7619	
		2.00	-25 to 300/330	CP7649	
	50	1.00	-25 to 300/330	CP7629	
		2.00	-25 to 300/330	CP7659	

Agilent J&W High Efficiency GC columns are displayed using italicized descriptions and part numbers

DB-35

- (35%-Phenyl)-methylpolysiloxane
- Mid polarity – slightly more polar than HP-35
- Low bleed
- Inert to active solutes
- Ideal for confirmational analyses
- Bonded and cross-linked
- Solvent rinsable
- Equivalent to USP Phase G42

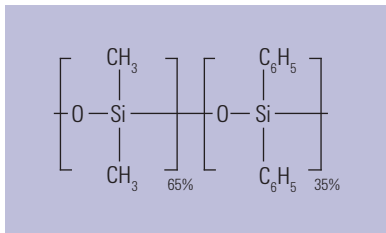
Similar Phases: Rtx-35, Rtx-35ms, Rxi-35Sil MS, SPB-35, AT-35, Sup-Herb, MDN-35, BPX-34, ZB-35, ZB-35 ht



Structure of DB-35

DB-35

ID (mm)	Length (m)	Film (μm)	Temp Limits (°C)	7 in Cage	5 in Cage	7890/6890
						LTM II Module
0.25	30	0.25	40 to 300/320	122-1932		
	60	0.25	40 to 300/320	122-1962		
0.32	30	0.25	40 to 300/320	123-1932		
		0.50	40 to 300/320	123-1933	123-1933E	123-1933LTM
0.53	15	1.00	40 to 280/300	125-1912		
	30	0.50	40 to 280/300	125-1937		
		1.00	40 to 280/300	125-1932		125-1932LTM



Structure of HP-35

HP-35

- (35%-Phenyl)-methylpolysiloxane
- Mid polarity – slightly less polar than DB-35
- Inert to active solutes
- Ideal for confirmational analyses
- Bonded and cross-linked
- Solvent rinsable
- Equivalent to USP Phase G42

Similar Phases: Rtx-35ms, Rxi-35Sil MS, SPB-35, AT-35, Sup-Herb, MDN-35, BPX-34, ZB-35, ZB-35 ht



HP-35

ID (mm)	Length (m)	Film (µm)	Temp Limits (°C)	7 in Cage	5 in Cage	7890/6890
						LTM II Module
0.25	15	0.25	40 to 300/320	19091G-131	19091G-131E	19091G-131LTM
	30	0.25	40 to 300/320	19091G-133		
0.32	30	0.25	40 to 300/320	19091G-113		
		0.50	40 to 300/320	19091G-213		



TIPS & TOOLS

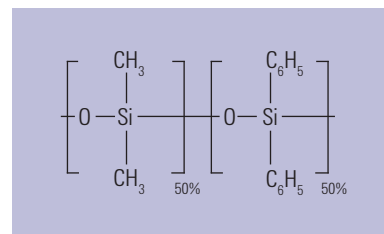
Order your free GC troubleshooting and GC column installation posters at www.agilent.com/chem/GCposteroffer



DB-17

- (50%-Phenyl)-methylpolysiloxane
- Mid polarity – slightly more polar than HP-50+
- Excellent for confirmational analyses
- Bonded and cross-linked
- Solvent rinsable
- Equivalent to USP Phase G3

Similar Phases: Rtx-50, 007-17(MPS-50), SP-2250, SPB-50, ZB-50, AT-50

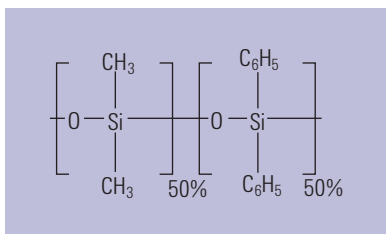


Structure of DB-17

DB-17

ID (mm)	Length		Temp Limits (°C)	7 in Cage	5 in Cage	7890/6890 LTM II Module
	(m)	Film (µm)				
0.10	10	0.10	40 to 280/300	127-1712		127-1712LTM
		0.20	40 to 280/300	127-1713		
	20	0.10	40 to 280/300	127-1722		
<i>0.18</i>	<i>20</i>	<i>0.18</i>	<i>40 to 280/300</i>	<i>121-1722</i>		<i>121-1722LTM</i>
		<i>0.30</i>	<i>40 to 280/300</i>	<i>121-1723</i>		
0.25	15	0.25	40 to 280/300	122-1712		
		0.50	40 to 280/300	122-1713	122-1713E	
	30	0.15	40 to 280/300	122-1731	122-1731E	
		0.25	40 to 280/300	122-1732	122-1732E	122-1732LTM
		0.50	40 to 280/300	122-1733		
60	0.25	40 to 280/300	122-1762			
0.32	15	0.15	40 to 280/300	123-1711		
		0.25	40 to 280/300	123-1712		
		0.50	40 to 280/300	123-1713		
	30	0.15	40 to 280/300	123-1731		
		0.25	40 to 280/300	123-1732	123-1732E	123-1732LTM
		0.50	40 to 280/300	123-1733	123-1733E	
		60	0.25	40 to 280/300	123-1762	
0.53	5	2.00	40 to 280/300	125-1704		
	15	0.25	40 to 260/280	125-1711		
		0.50	40 to 260/280	125-1717		
		1.00	40 to 260/280	125-1712		125-1712LTM
		1.50	40 to 260/280	125-1713		125-1713LTM
	30	0.25	40 to 260/280	125-1731		
		0.50	40 to 260/280	125-1737		
		1.00	40 to 260/280	125-1732	125-1732E	125-1732LTM
		1.50	40 to 260/280	125-1733		
60		1.00	40 to 260/280	125-1762		

Agilent J&W High Efficiency GC columns are displayed using italicized descriptions and part numbers



Structure of HP-50+

HP-50+

- (50%-Phenyl)-methylpolysiloxane
- Mid polarity – slightly less polar than DB-17
- Excellent for confirmational analyses
- Bonded and cross-linked
- Solvent rinsable
- Equivalent to USP Phase G3

Similar Phases: Rtx-50, 007-17(MPS-50), SP-2250, SPB-50, ZB-50, AT-50

HP-50+

ID (mm)	Length (m)	Film (µm)	Temp Limits (°C)	7890/6890	
				7 in Cage	5 in Cage
0.20	12	0.31	40 to 280/300	19091L-101	
0.25	5	0.15	40 to 280/300	19091L-330	19091L-330LTM
		15	0.25	40 to 280/300	19091L-431
	30	0.15	40 to 280/300	19091L-333	
		0.25	40 to 280/300	19091L-433	19091L-433LTM
0.32	30	0.25	40 to 280/300	19091L-413	19091L-413E
		0.50	40 to 280/300	19091L-113	19091L-113E
	60	0.25	40 to 280/300	19091L-416	
0.53	15	1.00	40 to 260/280	19095L-021	19095L-021LTM
		30	0.50	40 to 260/280	19095L-523
			1.00	40 to 260/280	19095L-023

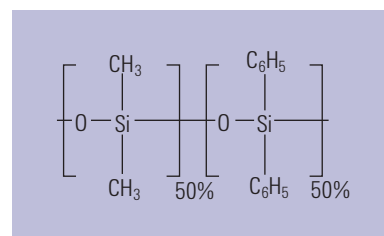
CP-Sil 24 CB

- 50% Phenyl/50% dimethylpolysiloxane
- Mid polarity phase
- Specially suitable for analysis of amines, drugs and pesticides
- Ideal for analysis using ECD
- Excellent confirmation column in combination with CP-Sil 5 CB or CP-Sil 8 CB
- Bonded and cross-linked
- Solvent rinsable
- Supplied with an EZ-GRIP to simplify column installation, coupling and operation

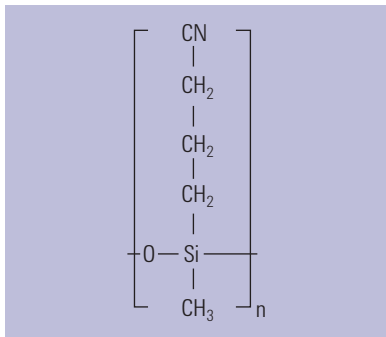
Similar Phases: Rtx-50, 007-17(MPS-50), SP-2250, SPB-50, ZB-50, AT-50

CP-Sil 24 CB

ID (mm)	Length (m)	Film (µm)	Temp Limits (°C)	7 in Cage	5 in Cage
0.25	15	0.25	40 to 280/300	CP7820	
	30	0.25	40 to 280/300	CP7821	
		0.50	40 to 280/300	CP7824	
0.32	60	0.25	40 to 280/300	CP7822	CP782215
	15	0.25	40 to 280/300	CP7830	
	30	0.25	40 to 280/300	CP7831	
0.53	30	0.25	40 to 280/300	CP7832	
		0.50	40 to 280/300	CP7834	CP183415
		1.00	40 to 265/290	CP7871	CP787115



Structure of CP-Sil 24 CB



Structure of DB-23

DB-23

- (50%-Cyanopropyl)-methylpolysiloxane
- High polarity
- Designed for separation of fatty acid methyl esters (FAMES)
- Excellent resolution for cis- and trans-isomers
- Bonded and cross-linked
- Solvent rinsable
- Replaces HP-23
- Close equivalent to USP Phase G5

Similar Phases: SP-2330, Rtx-2330, 007-23, AT-Silar, BPX-70, SP-2340

DB-23

ID (mm)	Length (m)	Film (µm)	Temp Limits (°C)	7890/6890		
				7 in Cage	5 in Cage	LTM II Module
<i>0.18</i>	<i>20</i>	<i>0.20</i>	<i>40 to 250/260</i>	<i>121-2323</i>		
0.25	15	0.25	40 to 250/260	122-2312		
		30	0.15	40 to 250/260	122-2331	
	60	0.25	40 to 250/260	122-2332	122-2332E	122-2332LTM
		0.15	40 to 250/260	122-2361	122-2361E	
0.32	30	0.25	40 to 250/260	123-2332	123-2332E	
	60	0.25	40 to 250/260	123-2362		
0.53	15	0.50	40 to 230/240	125-2312		
	30	0.50	40 to 230/240	125-2332		

Agilent J&W High Efficiency GC columns are displayed using italicized descriptions and part numbers

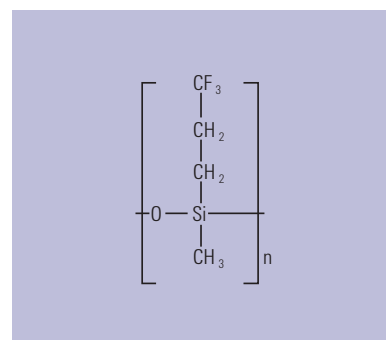
DB-200

- (35% Trifluoropropyl)-methylpolysiloxane
- 300/320 °C temperature limit
- Mid polarity – more polar than DB-1701 or DB-17
- Ideal for difficult-to-separate positional isomers
- Unique interactions with compounds containing nitro, halogen and carbonyl groups
- Low ECD bleed
- Unique selectivity
- Close equivalent to USP Phase G6

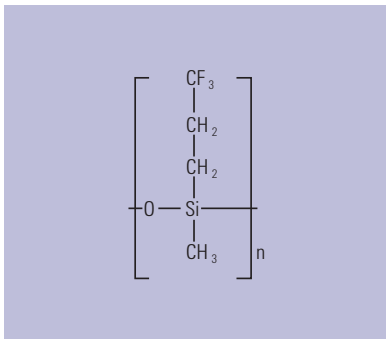
Similar Phases: Rtx-200

DB-200

ID (mm)	Length (m)	Film (µm)	Temp Limits (°C)	7 in Cage	7890/6890
					LTM II Module
0.25	30	0.25	30 to 300/320	122-2032	122-2032LTM
		0.50	30 to 300/320	122-2033	122-2033LTM
0.32	30	0.25	30 to 300/320	123-2032	
		0.50	30 to 300/320	123-2033	
0.53	30	1.00	30 to 280/300	125-2032	



Structure of DB-200



Structure of DB-210

DB-210

- (50%-Trifluoropropyl)-methylpolysiloxane
- High polarity
- Excellent for US EPA Methods 8140 and 609
- Bonded and cross-linked
- Solvent rinsable
- Exact replacement of HP-210
- Close equivalent to USP Phase G6

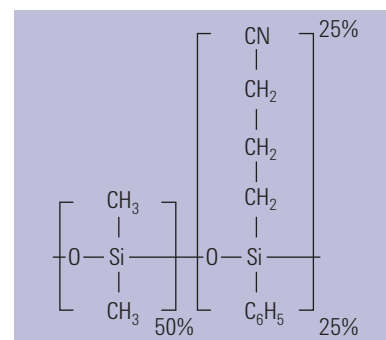
Similar Phases: SP-2401

DB-210

ID (mm)	Length (m)	Film (µm)	Temp Limits (°C)	7890/6890		
				7 in Cage	5 in Cage	LTM II Module
0.25	15	0.25	45 to 240/260	122-0212		
	30	0.25	45 to 240/260	122-0232	122-0232E	
		0.50	45 to 240/260	122-0233		
0.32	15	0.50	45 to 240/260	123-0213		
	30	0.25	45 to 240/260	123-0232		
		0.50	45 to 240/260	123-0233		
0.53	15	1.00	45 to 220/240	125-0212		
	30	1.00	45 to 220/240	125-0232		125-0232LTM

DB-225

- (50%-Cyanopropylphenyl)-dimethylpolysiloxane
- Mid/high polarity
- Excellent for separations of cis- and trans-fatty acid methyl esters (FAMEs)
- Bonded and cross-linked
- Solvent rinsable
- Exact replacement of HP-225
- Close equivalent to USP Phase G7



Structure of DB-225

Similar Phases: SP-2330, Rtx-225, BP-225, OV-225, 007-225, AT-225

DB-225

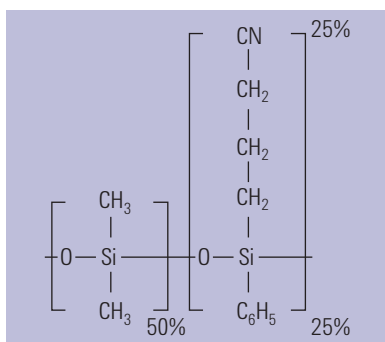
ID (mm)	Length (m)	Film (μm)	Temp Limits (°C)			7890/6890
				7 in Cage	5 in Cage	LTM II Module
0.10	20	0.10	40 to 220/240	127-2222		
<i>0.18</i>	<i>20</i>	<i>0.20</i>	<i>40 to 220/240</i>	<i>121-2223</i>		
0.25	15	0.25	40 to 220/240	122-2212		122-2212LTM
	30	0.15	40 to 220/240	122-2231		
		0.25	40 to 220/240	122-2232		122-2232LTM
0.32	30	0.25	40 to 220/240	123-2232	123-2232E	
0.53	15	1.00	40 to 200/220	125-2212		
	30	0.50	40 to 200/220	125-2237		
		1.00	40 to 200/220	125-2232		

Agilent J&W High Efficiency GC columns are displayed using italicized descriptions and part numbers

TIPS & TOOLS

Need assistance selecting a column for your method? Contact our chromatography technical specialists at www.agilent.com/chem/TechRep





Structure of CP-Sil 43 CB

CP-Sil 43 CB

- 25% Cyanopropyl/25% phenyl/50% dimethylpolysiloxane phase
- Mid polarity
- Separates aromatic from aliphatic hydrocarbons with selectivity equivalent to OV-255
- Bonded and cross-linked
- Solvent rinsable
- Supplied with an EZ-GRIP to simplify column installation, coupling and operation

Similar Phases: SP-2330, Rtx-225, BP-225, OV-225, 007-225, AT-225

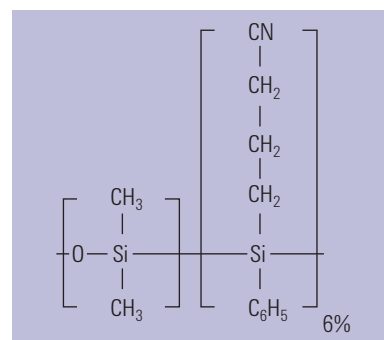
CP-Sil 43 CB

ID (mm)	Length (m)	Film (µm)	Temp Limits (°C)	7 in Cage
0.25	25	0.20	45 to 200/225	CP7715
	50	0.20	45 to 200/225	CP7725
0.32	25	0.20	45 to 200/225	CP7745

DB-1301

- (6%-Cyanopropyl-phenyl) methylpolysiloxane
- Equivalent to USP Phase G43
- Low/mid polarity
- Bonded and cross-linked
- Exact replacement of HP-1301 and HP-1701
- Solvent rinsable

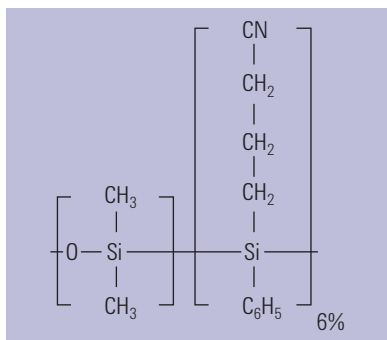
Similar Phases: Rtx-1301, PE-1301



Structure of DB-1301

DB-1301

ID (mm)	Length (m)	Film (μm)	Temp Limits (°C)	7 in Cage	5 in Cage	7890/6890
						LTM II Module
0.25	30	0.25	-20 to 280/300	122-1332	122-1332E	
		1.00	-20 to 280/300	122-1333		
	60	0.25	-20 to 280/300	122-1362		
		1.00	-20 to 280/300	122-1363	122-1363E	
0.32	30	0.25	-20 to 280/300	123-1332		
		1.00	-20 to 280/300	123-1333		
	60	1.00	-20 to 280/300	123-1363		
0.53	15	1.00	-20 to 260/280	125-1312		
	30	1.00	-20 to 260/280	125-1332		
		1.50	-20 to 260/280	125-1333		125-1333LTM



Structure of CP-1301

CP-1301

- 6% Cyanopropyl-phenyl/94% dimethylpolysiloxane
- Mid polarity
- Ideal for analysis of herbicides, pesticides and many pharmaceutical products
- High column-to-column reproducibility
- Good inertness for better quality of data, even with thick films
- Supplied with an EZ-GRIP to simplify column installation, coupling and operation
- Bonded and cross-linked
- Solvent rinsable

Similar Phases: Rtx-1301, PE-1301

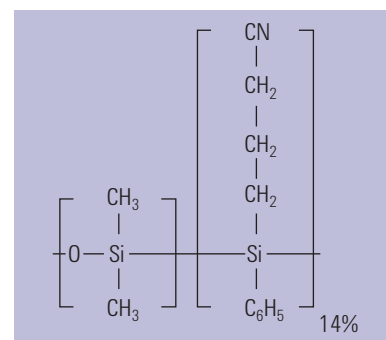
CP-1301

ID (mm)	Length (m)	Film (µm)	Temp Limits (°C)	7 in Cage
0.25	60	1.00	-25 to 265/280	CP8605
0.32	30	0.25	-25 to 280/280	CP8607
		1.00	-25 to 265/280	CP8610
0.53	30	1.00	-25 to 265/280	CP8613

DB-1701

- (14% Cyanopropyl-phenyl)-methylpolysiloxane
- Low/mid polarity
- Bonded and cross-linked
- Exact replacement of HP-1301 and HP-1701
- Solvent rinsable

Similar Phases: SPB-1701, Rtx-1701, BP-10, OV-1701, 007-1701, ZB-1701



Structure of DB-1701

DB-1701

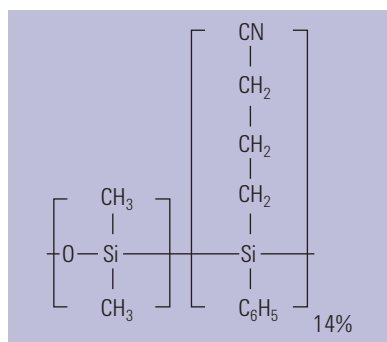
ID (mm)	Length (m)	Film (μm)	Temp Limits (°C)	7 in Cage	5 in Cage	7890/6890		
						LTM II Module		
0.10	20	0.10	-20 to 280/300	127-0722				
		0.40	-20 to 280/300	127-0723				
<i>0.18</i>	<i>10</i>	<i>0.40</i>	<i>-20 to 280/300</i>	<i>121-0713</i>				
	<i>20</i>	<i>0.18</i>	<i>-20 to 280/300</i>	<i>121-0722</i>			<i>121-0722LTM</i>	
0.25	15	0.25	-20 to 280/300	122-0712				
		1.00	-20 to 280/300	122-0713			122-0713LTM	
	30	0.15	-20 to 280/300	122-0731				
		0.25	-20 to 280/300	122-0732	122-0732E		122-0732LTM	
		1.00	-20 to 280/300	122-0733	122-0733E		122-0733LTM	
	60	0.15	-20 to 280/300	122-0761				
0.25		-20 to 280/300	122-0762					
0.50		-20 to 280/300	122-0766					
0.32	15	0.25	-20 to 280/300	123-0712			123-0712LTM	
		1.00	-20 to 280/300	123-0713				
	30	0.15	-20 to 280/300	123-0731				
		0.25	-20 to 280/300	123-0732	123-0732E			
		1.00	-20 to 280/300	123-0733	123-0733E			
	50	1.00	-20 to 280/300	123-0753				
	60	0.25	-20 to 280/300	123-0762				
		1.00	-20 to 280/300	123-0763	123-0763E			
	0.53	15	1.00	-20 to 260/280	125-0712	125-0712E		125-0712LTM
		30	0.25	-20 to 260/280	125-0731			
0.50			-20 to 260/280	125-0737				
1.00			-20 to 260/280	125-0732	125-0732E			
1.50		-20 to 260/280	125-0733					
60	1.00	-20 to 260/280	125-0762	125-0762E				

Agilent J&W High Efficiency GC columns are displayed using italicized descriptions and part numbers

TIPS & TOOLS

Agilent also offers DB-624 columns for the analysis of volatile priority pollutants and residual solvents.





Structure of CP-Sil 19 CB

CP-Sil 19 CB

- 14% Cyanopropyl-phenyl/86% dimethylpolysiloxane
- Mid polarity
- Ideal for many environmental, food and beverage, and pharmaceutical applications
- Useful as confirmation column
- Bonded and cross-linked
- Solvent rinsable
- Broad range of configurations available
- Supplied with an EZ-GRIP to simplify column installation, coupling and operation

Similar Phases: SPB-1701, Rtx-1701, BP-10, OV-1701, 007-1701, ZB-1701

CP-Sil 19 CB

ID (mm)	Length (m)	Film (µm)	Temp Limits (°C)	7 in Cage	
<i>0.15</i>	<i>25</i>	<i>0.50</i>	<i>-25 to 275/300</i>	<i>CP7340</i>	
0.25	10	0.20	-25 to 275/300	CP7702	
		0.20	-25 to 275/300	CP7712	
		0.40	-25 to 275/300	CP7809	
		1.20	-25 to 275/300	CP7672	
	30	0.25	-25 to 275/300	CP8712	
		1.00	-25 to 275/300	CP8562	
	50	0.20	-25 to 275/300	CP7722	
	60	0.25	-25 to 275/300	CP8722	
	0.32	10	0.20	-25 to 275/300	CP7732
			0.25	-25 to 275/300	CP8542
25		0.20	-25 to 275/300	CP7742	
		0.40	-25 to 275/300	CP7829	
		1.20	-25 to 275/300	CP7762	
30		0.25	-25 to 275/300	CP8842	
		1.00	-25 to 275/300	CP8762	
50		0.20	-25 to 275/300	CP7752	
		0.40	-25 to 275/300	CP7839	
		1.20	-25 to 275/300	CP7772	
60		0.15	-25 to 275/300	CP8662	
		1.00	-25 to 275/300	CP8772	
0.53		10	2.00	-25 to 275/300	CP7647
			1.00	-25 to 275/300	CP7637
	25	2.00	-25 to 275/300	CP7657	
		1.00	-25 to 275/300	CP8737	
	30	1.00	-25 to 275/300	CP8737	
		2.00	-25 to 275/300	CP7667	
	50	1.00	-25 to 275/300	CP7697	

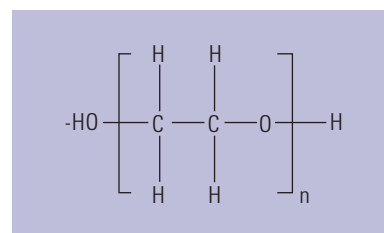
Agilent J&W High Efficiency GC columns are displayed using italicized descriptions and part numbers

Polyethylene Glycol (PEG) Columns

Agilent offers a full range of PEG columns. Even though each phase is based on the polyethylene glycol polymer, strict control of the cross-linking and deactivation processes result in a variety of unique phase characteristics to meet your varying analysis needs.

DB-WAX and DB-WaxFF

- Polyethylene glycol (PEG)
- Equivalent to USP Phase G16
- High polarity
- Lower temperature limit of 20 °C is the lowest of any bonded PEG phase; improves resolution of low boiling point analytes
- Column-to-column reproducibility
- Bonded and cross-linked
- Exact replacement of HP-WAX
- Solvent rinsable
- DB-WaxFF is a highly reproducible, specially tested microbore DB-Wax for fragrance analysis



Structure of polyethylene glycol (PEG)
This structure is applicable for all
WAX and FFAP phases.

Similar Phases: SUPELCOWAX 10, SUPEROX II, CB-WAX, Stabilwax, BP-20, 007-CW, Carbowax, Rtx-WAX, ZB-WAX, ZB-WAX plus

DB-WAX and DB-WaxFF

ID (mm)	Length (m)	Film (µm)	Temp Limits (°C)	7 in Cage	5 in Cage	7890/6890 LTM II Module
DB-WAX						
0.05	10	0.05	20 to 250/260	126-7012		
		0.10	20 to 240/250	126-7013		
0.10	10	0.10	20 to 250/260	127-7012	127-7012E	127-7012LTM
		0.20	20 to 240/250	127-7013		127-7013LTM
	20	0.10	20 to 250/260	127-7022		127-7022LTM
		0.20	20 to 240/250	127-7023	127-7023E	127-7023LTM
<i>0.18</i>	<i>10</i>	<i>0.18</i>	<i>20 to 250/260</i>	<i>121-7012</i>		<i>121-7012LTM</i>
	<i>20</i>	<i>0.18</i>	<i>20 to 250/260</i>	<i>121-7022</i>		<i>121-7022LTM</i>
		<i>0.30</i>	<i>20 to 240/250</i>	<i>121-7023</i>		<i>121-7023LTM</i>
	<i>40</i>	<i>0.18</i>	<i>20 to 250/260</i>	<i>121-7042</i>	<i>121-7042E</i>	
		<i>0.30</i>	<i>20 to 240/250</i>	<i>121-7043</i>		
0.20	25	0.20	20 to 250/260	128-7022		
	30	0.20	20 to 250/260	128-7032		128-7032LTM
	50	0.20	20 to 250/260	128-7052		

Agilent J&W High Efficiency GC columns are displayed using italicized descriptions and part numbers

(Continued)

DB-WAX and DB-WaxFF

ID (mm)	Length (m)	Film (μm)	Temp Limits ($^{\circ}\text{C}$)	7 in Cage	5 in Cage	7890/6890
						LTM II Module
DB-WAX						
0.25	15	0.25	20 to 250/260	122-7012	122-7012E	122-7012LTM
		0.50	20 to 240/250	122-7013		122-7013LTM
	30	0.15	20 to 250/260	122-7031		
		0.25	20 to 250/260	122-7032	122-7032E	122-7032LTM
		0.50	20 to 240/250	122-7033	122-7033E	122-7033LTM
	60	0.15	20 to 250/260	122-7061		
		0.25	20 to 250/260	122-7062	122-7062E	
0.50		20 to 240/250	122-7063	122-7063E		
0.32	15	0.25	20 to 250/260	123-7012		123-7012LTM
		0.50	20 to 240/250	123-7013		123-7013LTM
	30	0.15	20 to 250/260	123-7031		
		0.25	20 to 250/260	123-7032	123-7032E	123-7032LTM
		0.50	20 to 240/250	123-7033	123-7033E	123-7033LTM
	60	0.25	20 to 250/260	123-7062		
		0.50	20 to 240/250	123-7063	123-7063E	
0.45	30	0.85	20 to 230/240	124-7032		
0.53	15	0.50	20 to 230/240	125-7017		
		1.00	20 to 230/240	125-7012	125-7012E	
	30	0.25	20 to 230/240	125-7031		125-7031LTM
		0.50	20 to 230/240	125-7037		
		1.00	20 to 230/240	125-7032	125-7032E	125-7032LTM
	60	1.00	20 to 230/240	125-7062	125-7062E	
	DB-WaxFF					
0.10	20	0.20	20 to 240/250	127-7023FF		

DB-WAXetr

- Polyethylene glycol (PEG)
- Extended temperature range (etr)
- High polarity
- Excellent column-to-column repeatability
- Bonded and cross-linked
- Solvent rinsable
- Equivalent to USP Phase G16

Similar Phases: SUPELCOWAX 10, SUPEROX II, CB-WAX, Stabilwax, BP-20, 007-CW, Carbowax, Rtx-WAX, ZB-WAX, ZB-WAX plus

DB-WAXetr

ID (mm)	Length (m)	Film (μm)	Temp Limits ($^{\circ}\text{C}$)	7 in Cage	5 in Cage	7890/6890
						LTM II Module
0.20	25	0.40	30 to 250/260	128-7323		
0.25	30	0.25	30 to 260/280	122-7332	122-7332E	122-7332LTM
		0.50	30 to 250/260	122-7333		
	60	0.25	30 to 260/280	122-7362		
		0.50	30 to 250/260	122-7363		
0.32	15	0.25	30 to 260/280	123-7312		
		1.00	30 to 250/260	123-7314		
	30	0.25	30 to 260/280	123-7332		
		0.50	30 to 250/260	123-7333		
		1.00	30 to 250/260	123-7334		123-7334LTM
	50	1.00	30 to 250/260	123-7354	123-7354E	
	60	0.25	30 to 260/280	123-7362		
		0.50	30 to 250/260	123-7363		
1.00		30 to 250/260	123-7364			
0.53	15	1.00	30 to 240/260	125-7312		
		2.00	50 to 230/250	125-7314		
	30	1.00	30 to 240/260	125-7332	125-7332E	
		1.50	30 to 230/240	125-7333		125-7333LTM
		2.00	50 to 230/250	125-7334	125-7334E	
	60	1.00	30 to 240/260	125-7362		

HP-INNOWax

- Polyethylene glycol (PEG)
- High polarity
- Highest upper temperature limits of the bonded PEG phases
- Column-to-column repeatability
- Bonded and cross-linked
- Solvent rinsable
- Close equivalent to USP Phase G16

Similar Phases: SUPELCOWAX 10, SUPEROX II, CB-WAX, Stabilwax, BP-20, 007-CW, Carbowax, ZB-WAX, ZB-WAX+

HP-INNOWax

ID (mm)	Length (m)	Film (µm)	Temp Limits (°C)	7 in Cage	5 in Cage	7890/6890 LTM II Module
<i>0.18</i>	<i>20</i>	<i>0.18</i>	<i>40 to 260/270</i>	<i>19091N-577</i>	<i>19091N-577E</i>	<i>19091N-577LTM</i>
0.20	25	0.20	40 to 260/270	19091N-102		19091N-102LTM
		0.40	40 to 260/270	19091N-202		
	50	0.20	40 to 260/270	19091N-105	19091N-105E	
		0.40	40 to 260/270	19091N-205	19091N-205E	
0.25	5	0.15	40 to 260/270	19091N-030		19091N-030LTM
		0.10	40 to 260/270	19091N-331		
		0.25	40 to 260/270	19091N-131	19091N-131E	
		0.50	40 to 260/270	19091N-231		
	30	0.15	40 to 260/270	19091N-033		
		0.25	40 to 260/270	19091N-133	19091N-133E	19091N-133LTM
		0.50	40 to 260/270	19091N-233	19091N-233E	
	60	0.15	40 to 260/270	19091N-036		
0.25		40 to 260/270	19091N-136	19091N-136E		
0.50		40 to 260/270	19091N-236			
0.32	15	0.25	40 to 260/270	19091N-111		
	30	0.15	40 to 260/270	19091N-013		19091N-013LTM
		0.25	40 to 260/270	19091N-113	19091N-113E	
		0.50	40 to 260/270	19091N-213	19091N-213E	
	60	0.25	40 to 260/270	19091N-116		
0.50		40 to 260/270	19091N-216	19091N-216E		
0.53	15	1.00	40 to 240/250	19095N-121		
	30	1.00	40 to 240/250	19095N-123	19095N-123E	19095N-123LTM
	60	1.00	40 to 240/250	19095N-126		

Agilent J&W High Efficiency GC columns are displayed using italicized descriptions and part numbers



Column shown with EZ-GRIP

CP-Wax 52 CB

- Polyethylene glycol phase
- High polarity
- Wider temperature range than non-bonded polyethylene glycols
- Bonded and cross-linked
- Solvent rinsable
- High resolution of low boiling point analytes
- High polarity provides separations for a broad range of applications
- Excellent reproducibility and temperature stability for a variety of EPA and ASTM methods
- Supplied with an EZ-GRIP to simplify column installation, coupling and operation

Note: We recommend the UltiMetal column when working in rugged environments with process or portable instruments.

Similar Phases: SUPELCOWAX 10, SUPEROX II, CB-WAX, Stabilwax, BP-20, 007-CW, Carbowax, HP-INNOWax, Rtx-WAX, ZB-WAX, ZB-WAX+

CP-Wax 52 CB

ID (mm)	Length (m)	Film (µm)	Temp Limits (°C)	7 in Cage	5 in Cage
0.10	10	0.10	20 to 250/265	CP7334	
		0.20	20 to 250/265	CP7335	
<i>0.15</i>	<i>15</i>	<i>0.12</i>	<i>20 to 250/265</i>	<i>CP7791</i>	
	<i>25</i>	<i>0.25</i>	<i>20 to 250/265</i>	<i>CP7792</i>	
0.20	30	0.20	20 to 250/265	CP7775	
	50	0.20	20 to 250/265	CP7785	
0.25	10	0.20	20 to 250/265	CP7703	
	15	0.25	20 to 250/265	CP8513	
	25	0.20	20 to 250/265	CP7713	CP7713I5
			20 to 250/265	CP7673	CP7673I5
	30	0.15	20 to 250/265	CP8745	
		0.25	20 to 250/265	CP8713	CP8713I5
		0.50	20 to 250/265	CP8746	
	50	0.20	20 to 250/265	CP7723	CP7723I5
60	0.25	20 to 250/265	CP8723		
		20 to 250/265	CP8748		

Agilent J&W High Efficiency GC columns are displayed using italicized descriptions and part numbers

(Continued)

CP-Wax 52 CB

ID (mm)	Length (m)	Film (μm)	Temp Limits ($^{\circ}\text{C}$)	7 in Cage	5 in Cage
0.32	10	1.00	20 to 250/265	CP7628	
		0.15	20 to 250/265	CP8533	
		0.25	20 to 250/265	CP8543	
		0.50	20 to 250/265	CP8553	
	25	0.20	20 to 250/265	CP7743	
		0.40	20 to 250/265	CP7879	
		1.20	20 to 250/265	CP7763	
	30	0.25	20 to 250/265	CP8843	
		0.50	20 to 250/265	CP8763	
	50	0.20	20 to 250/265	CP7753	
		0.40	20 to 250/265	CP7889	
		1.20	20 to 250/265	CP7773	CP7773I5
	60	0.25	20 to 250/265	CP8853	
		0.50	20 to 250/265	CP8773	
		1.20	20 to 250/265	CP8073	CP8073I5
0.53	10	2.00	20 to 250/265	CP7648	
	15	1.00	20 to 250/265	CP8718	
	25	1.00	20 to 250/265	CP7638	
		2.00	20 to 250/265	CP7658	CP7658I5
	30	1.00	20 to 250/265	CP8738	CP8738I5
	50	1.00	20 to 250/265	CP7698	CP7698I5
		2.00	20 to 250/265	CP7668	
	60	1.00	20 to 250/265	CP8798	
	100	2.00	20 to 250/265	CP7678	

CP-Wax 52 CB UltiMetal

ID (mm)	Length (m)	Film (μm)	Temp Limits ($^{\circ}\text{C}$)	Part No.	
0.53	10	0.50	20 to 250/275	CP7128	
		1.00	20 to 250/275	CP7148	
	25	2.00	20 to 250/275	CP7178	
		50	1.00	20 to 250/275	CP7168
			2.00	20 to 250/275	CP7179

DB-FFAP

- Nitroterephthalic acid modified polyethylene glycol
- High polarity
- Temperature range from 40 °C to 250 °C
- Designed for the analysis of volatile fatty acids and phenols
- Replaces OV-351
- Bonded and cross-linked
- Solvent rinsable
- Close equivalent to USP Phase G35

Note: We do not recommend the use of water or methanol to rinse DB-FFAP GC columns.

Similar Phases: Stabilwax-DA, Nukol, 007-FFAP, BP21, AT-1000, OV-351

DB-FFAP

ID (mm)	Length (m)	Film (µm)	Temp Limits (°C)	7 in Cage	5 in Cage	7890/6890 LTM II Module
0.10	10	0.10	40 to 250	127-3212		127-3212LTM
	15	0.10	40 to 250	127-32H2		127-32H2LTM
0.25	15	0.25	40 to 250	122-3212		
	30	0.25	40 to 250	122-3232	122-3232E	122-3232LTM
		0.50	40 to 250	122-3233		
	60	0.25	40 to 250	122-3262	122-3262E	
		0.50	40 to 250	122-3263		
0.32	15	0.25	40 to 250	123-3212		
	25	0.50	40 to 250	123-3223		
	30	0.25	40 to 250	123-3232	123-3232E	123-3232LTM
		0.50	40 to 250	123-3233		123-3233LTM
		1.00	40 to 250	123-3234		123-3234LTM
	50	0.50	40 to 250	123-3253		
	60	0.25	40 to 250	123-3262		
0.50		40 to 250	123-3263			
	1.00	40 to 250	123-3264			
0.45	30	0.85	40 to 250	124-3232		
0.53	10	1.00	40 to 250	125-32H2		
	15	0.50	40 to 250	125-3217		125-3217LTM
		1.00	40 to 250	125-3212		
	30	0.25	40 to 250	125-3231		
		0.50	40 to 250	125-3237		
		1.00	40 to 250	125-3232	125-3232E	
		1.50	40 to 250	125-3233		
	60	1.00	40 to 250	125-3262		

HP-FFAP

- Nitroterephthalic acid modified polyethylene glycol
- High polarity
- Temperature range from 60 °C to 240/250 °C (230/240 °C for 0.53 mm)
- Designed for the analysis of volatile fatty acids and phenols
- Replaces OV-351
- Bonded and cross-linked
- Solvent rinsable
- Close equivalent to USP Phase G35

Note: We do not recommend the use of water or methanol to rinse HP-FFAP GC columns.

Similar Phases: Stabilwax-DA, Nukol, 007-FFAP, BP21, AT-1000, OV-351

HP-FFAP

ID (mm)	Length (m)	Film (µm)	Temp Limits (°C)	7890/6890		
				7 in Cage	5 in Cage	LTM II Module
0.20	25	0.33	60 to 240/250	19091F-102	19091F-102E	19091F-102LTM
	50	0.33	60 to 240/250	19091F-105	19091F-105E	
0.25	30	0.25	60 to 240/250	19091F-433	19091F-433E	19091F-433LTM
0.32	25	0.50	60 to 240/250	19091F-112	19091F-112E	19091F-112LTM
	30	0.25	60 to 240/250	19091F-413		
	50	0.50	60 to 240/250	19091F-115	19091F-115E	
0.53	10	1.00	60 to 240	19095F-121		19095F-121LTM
	15	1.00	60 to 240	19095F-120	19095F-120E	
	30	1.00	60 to 240	19095F-123	19095F-123E	19095F-123LTM

TIPS & TOOLS

Agilent also offers CAM columns for amine analysis.



CP-Wax 58 FFAP CB

- Nitroterephthalic acid-modified polyethylene glycol phase
- High polarity
- Ideal for analysis of acidic compounds, such as phenols, underivatized and derivatized free fatty acids
- Highest polarity bonded wax column for analyzing polar compounds
- Chemically-bonded
- Solvent rinsable
- High inertness provides excellent peak shape
- Supplied with an EZ-GRIP to simplify column installation, coupling and operation

Similar Phases: SUPELCOWAX 10, SUPEROX II, CB-WAX, Stabilwax, BP-20, 007-CW, Carbowax, Rtx-WAX, ZB-WAX

CP-Wax 58 FFAP CB

ID (mm)	Length (m)	Film (µm)	Temp Limits (°C)	7 in Cage	5 in Cage
0.20	25	0.30	20 to 250/275	CP7787	
	50	0.30	20 to 250/275	CP7797	
0.25	25	0.20	20 to 250/275	CP7717	CP771715
	50	0.20	20 to 250/275	CP7727	
0.32	25	0.20	20 to 250/275	CP7747	
		1.20	20 to 250/275	CP7767	
	50	0.20	20 to 250/275	CP7757	
		0.50	20 to 250/275	CP7778	
		1.20	20 to 250/275	CP7777	
0.53	15	0.50	20 to 250/275	CP7665	
		1.00	20 to 250/275	CP7614	
	50	2.00	20 to 250/275	CP7654	
		1.00	20 to 250/275	CP7624	
		2.00	20 to 250/275	CP7664	



TIPS & TOOLS

View the latest GC column focused applications, products and educational resources at www.agilent.com/chem/myGCCcolumns

Carbowax 20M and HP-20M

- Polyethylene glycol, MW 20,000
- Equivalent to USP Phase G16

Similar Phases: Rt-CW20M F&F


Because the Carbowax 20M and the HP-20M are not bonded or cross-linked, we do not recommend solvent rinsing. DB-WAX is the recommended bonded alternate for the HP-20M.

Carbowax 20M

ID (mm)	Length (m)	Film (µm)	Temp Limits (°C)	7890/6890	
				7 in Cage	LTM II Module
0.25	30	0.25	60 to 220/240	112-2032	112-2032LTM
0.32	30	0.25	60 to 220/240	113-2032	

HP-20M

ID (mm)	Length (m)	Film (µm)	Temp Limits (°C)	7890/6890		
				7 in Cage	5 in Cage	LTM II Module
0.20	25	0.10	60 to 220	19091W-102		
	50	0.10	60 to 220	19091W-105		
0.32	25	0.30	60 to 220	19091W-012	19091W-012E	19091W-012LTM
	50	0.30	60 to 220	19091W-015	19091W-015E	
0.53	10	1.33	60 to 220	19095W-121		
	30	1.33	60 to 220	19095W-123		



Specialty Columns

Agilent chemists have developed many columns with unique characteristics designed to solve the most difficult separation problems of a given method. As a result, we offer a comprehensive line of specialty or "select" columns for a variety of applications to enhance the standard phase portfolio. With columns for volatiles, pesticides, petrochemicals and more – Agilent exceeds standard QA/QC procedures for the manufacturing and testing of all of our specialty columns to ensure they meet the stringent demands for their application. These columns offer reliable, accurate results with the shortest run times possible on complex sample lists and matrices.

High Temperature Columns

DB-1ht

- 100% Dimethylpolysiloxane
- Non-polar
- Specially processed for extended temperature limit of 400 °C
- High temperature, polyimide-coated, fused silica tubing
- Excellent peak shape and faster elution times for high boilers
- Bonded and cross-linked
- Solvent rinsable

Similar Phases: Rxi-1HT, Stx-1ht, ZB-1ht

DB-1ht

ID (mm)	Length (m)	Film (µm)	Temp Limits (°C)	7890/6890		
				7 in Cage	5 in Cage	LTM II Module
0.25	15	0.10	-60 to 400	122-1111	122-1111E	
	30	0.10	-60 to 400	122-1131		
0.32	15	0.10	-60 to 400	123-1111		123-1111LTM
	30	0.10	-60 to 400	123-1131	123-1131E	
0.53	30	0.17	-60 to 400	125-1131		

DB-5ht

- (5%-Phenyl)-methylpolysiloxane
- Non-polar
- Specially processed for extended temperature limit of 400 °C
- High temperature, polyimide-coated, fused silica tubing
- Excellent peak shape and faster elution times for high boilers
- Bonded and cross-linked
- Solvent rinsable

Similar Phases: HT5, Stx-5ht, ZB-5ht



DB-5ht

ID (mm)	Length (m)	Film (µm)	Temp Limits (°C)	7890/6890		
				7 in Cage	5 in Cage	LTM II Module
0.25	15	0.10	-60 to 400	122-5711	122-5711E	122-5711LTM
	30	0.10	-60 to 400	122-5731		122-5731LTM
0.32	10	0.10	-60 to 400	123-5701		123-5701LTM
	15	0.10	-60 to 400	123-5711	123-5711E	
	30	0.10	-60 to 400	123-5731	123-5731E	

DB-17ht

- (50%-Phenyl)-methylpolysiloxane
- Mid-polarity
- Extended upper temperature limit of 365 °C
- High temperature, polyimide-coated, fused silica tubing
- Excellent peak shape and faster elution times for high boilers
- Improved resolution for triglycerides
- Ideal for confirmational analyses
- Bonded and cross-linked
- Solvent rinsable

Similar Phases: Rtx-65TG, BPX50

DB-17ht

ID (mm)	Length (m)	Film (µm)	Temp Limits (°C)	7 in Cage	7890/6890
					LTM II Module
0.25	5	0.15	40 to 340/365	122-1801	122-1801LTM
	15	0.15	40 to 340/365	122-1811	
	30	0.15	40 to 340/365	122-1831	122-1831LTM
0.32	15	0.15	40 to 340/365	123-1811	
	30	0.15	40 to 340/365	123-1831	
	60	0.15	40 to 340/365	123-1861	



TIPS & TOOLS

Learn more about the Agilent 7890B GC System at www.agilent.com/chem/7890BGC

VF-5ht and VF-5ht UltiMetal

- Enhanced selectivity improves column longevity and reduces downtime
- Superior detector performance provides improved detection limits
- For analyses of high boiling compounds by exhibiting ultra low bleed at high temperatures
- Optimized sensitivity and accuracy for analysis of high molecular weight compounds
- Identical selectivity as VF-5ms (bleed spec of 30 m x 0.25 mm column is <5 pA at 400 °C)
- UltiMetal technology renders the stainless steel inert and enhances bonding of the stationary phase for improved column lifetime and excellent peak shape

Similar Phases: ZB-5ht, Rxi-5ht

VF-5ht

ID (mm)	Length (m)	Film (µm)	Temp Limits (°C)	7 in Cage
0.25	15	0.10	-60 to 400/400	CP9045
	30	0.10	-60 to 400/400	CP9046
0.32	10	0.10	-60 to 400/400	CP9044
	15	0.10	-60 to 400/400	CP9047
	30	0.10	-60 to 400/400	CP9048

Similar Phases: ZB-5ht, Rxi-5ht

VF-5ht UltiMetal

ID (mm)	Length (m)	Film (µm)	Temp Limits (°C)	7 in Cage	5 in Cage
0.25	15	0.10	-60 to 430/450	CP9090	
		0.10	-60 to 430/450	CP9091*	
	30	0.10	-60 to 430/450	CP9092	
		0.10	-60 to 430/450	CP9093*	
0.32	15	0.10	-60 to 430/450	CP9094	CP9094I5
		0.10	-60 to 430/450	CP9095*	
	30	0.10	-60 to 430/450	CP9096	
		0.10	-60 to 430/450	CP9097*	

*These configurations include a 2 m x 0.53 mm id UltiMetal retention gap which are pre-connected to the VF-5ht UltiMetal column with a high temperature column connector.

Petroleum Columns

Petroleum applications vary greatly in character. From noble gases to simulated distillation, Agilent offers a broad range of columns designed to meet the needs of the petroleum/petrochemical chromatographer. Refer to the PLOT column section for columns for the analysis of light gases.

Lowox

- Unique selectivity for a wide range of oxygenates
- Minimal particle loss preserves detector performance
- Industry proven for process and portable GC applications (ASTM D7059)
- Analyze trace level oxygenate impurities in gas and liquid hydrocarbon streams
- High polarity
- Ideal for monitoring catalyst contamination by oxygenates

Lowox

ID (mm)	Length (m)	Film (μm)	Temp Limits ($^{\circ}\text{C}$)	7 in Cage	5 in Cage
0.53	10	10.00	0 to 350/350	CP8587	CP8587I5

GS-OxyPLOT

- Accurate analysis of ppm/ppb level oxygenates in C_1 to C_{10} hydrocarbons
- Strong selectivity for a wide range of oxygenates (ethers, alcohols, aldehydes, and ketones) in complex matrixes such as gaseous hydrocarbons, motor fuels, and crude oil
- Suitable for ASTM methods for oxygenates
- Very high column stability (upper temperature limit of 350°C) with no column bleed
- Stable phase coating virtually eliminates particle generation and detector spiking
- Excellent for low concentration, quantitative GC analysis
- Ideal for selective heart-cutting applications

GS-OxyPLOT

ID (mm)	Length (m)	Temp Limits ($^{\circ}\text{C}$)	7 in Cage	5 in Cage
0.53	10	350	115-4912	115-4912E

CP-Sil 5 CB for Formaldehyde

- Optimized for analysis of formaldehyde, water and methanol
- Trace analysis of sulfur compounds possible
- Partial permanent gas analysis possible (especially in switching systems)
- Non-polar phase provides accurate separations based on volatility
- High inertness, elutes sulfur components without absorption for high quality data and low detection limits
- Highest efficiency for this apolar column with the thickest film

CP-Sil 5 CB for Formaldehyde

ID (mm)	Length (m)	Film (μm)	Temp Limits ($^{\circ}\text{C}$)	7 in Cage
0.32	60	8.00	-60 to 300/325	CP7475

HP-PONA

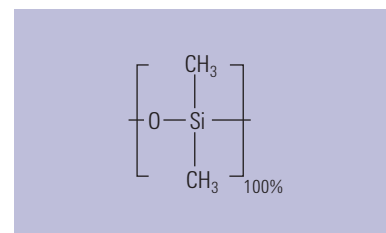
- 100% Dimethylpolysiloxane
- Configured for the analysis of petroleum process products
- Tested to ensure the resolution of m-xylene from p-xylene and of cyclopentane from 2,3-dimethylbutane
- PONA, PIANO
- High resolution
- Bonded and cross-linked
- Solvent rinsable

Note: 100 psi regulator required to reach optimum carrier gas velocity

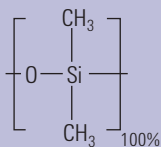
Similar Phases: Petrocol DH, SPB-1, 007-1, Rtx-1, MXT-1, Rtx-1PONA, Rtx-DHA

HP-PONA

Description	ID (mm)	Length (m)	Film (μm)	Temp Limits ($^{\circ}\text{C}$)	7 in Cage	5 in Cage
HP-PONA	0.20	50	0.50	-60 to 325/350	19091S-001	19091S-001E
HP-1	0.20	50	0.50	-60 to 325/350	19091Z-205	19091Z-205E
HP-1	0.25	100	0.50	-60 to 325/350	19091Z-530	19091Z-530E



Structure of HP-PONA



Structure of CP-Sil PONA CB

CP-Sil PONA CB

- High resolution analysis of paraffins, olefins, naphthalenes and aromatics in complex hydrocarbon mixtures
- Engineered for hydrocarbon analysis according to ASTM (DHA method)
- Inert to polar compounds for highly accurate data
- Excellent column-to-column reproducibility

Similar Phases: Petrocol DH, SPB-1, 007-1, Rtx-1, MXT-1

CP-Sil PONA CB

ID (mm)	Length (m)	Film (μm)	Temp Limits (°C)	7 in Cage	5 in Cage
0.21	50	0.50	250/275	CP7531	CP753115
0.25	100	0.50	250/275	CP7530	
0.25	150	1.00	250/275	CP7945	

CP-Sil PONA for ASTM D5134

- Optimized PONA analysis for ASTM D5134
- Exact dimensions as specified in the ASTM method for full compliance
- Inert to polar additives

CP-Sil PONA for ASTM D5134

ID (mm)	Length (m)	Film (μm)	Temp Limits (°C)	7 in Cage
0.21	50	0.50	250/275	CP7531

DB-Petro

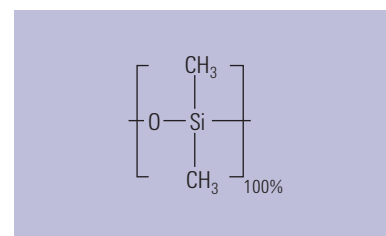
- 100% Dimethylpolysiloxane
- Configured for the analysis of petroleum process products
- PONA, PIANO
- High resolution
- Bonded and cross-linked
- Solvent rinsable

Note: 100 psi regulator required to reach optimum carrier gas velocity

Similar Phases: Petrocol DH, SPB-1, 007-1, Rtx-1, MXT-1

DB-Petro

ID (mm)	Length (m)	Film (μm)	Temp Limits (°C)	7 in Cage	5 in Cage
0.20	50	0.50	-60 to 325/350	128-1056	
0.25	100	0.50	-60 to 325/350	122-10A6	122-10A6E



Structure of DB-Petro



HP-1 Aluminum Clad

- 100% Dimethylpolysiloxane
- Aluminum clad fused silica tubing
- For high temperature simulated distillation
- Bonded and cross-linked
- Solvent rinsable

Similar Phases: MXT-1

HP-1 Aluminum Clad

ID (mm)	Length (m)	Film (μm)	Temp Limits (°C)	7 in Cage
0.53	5	0.09	0 to 350/450	19095S-205
	10	0.09	0 to 350/450	19095S-200

DB-2887

- 100% Dimethylpolysiloxane
- Specifically designed for simulated distillation using ASTM Method D2887
- Rapid conditioning, fast run time and low bleed when compared to packed columns
- Bonded and cross-linked
- Solvent rinsable

Similar Phases: Petrocol EX2887, MXT-2887, MXT-1, Rtx-2887

DB-2887

ID (mm)	Length (m)	Film (µm)	Temp Limits (°C)	7 in Cage	5 in Cage	7890/6890
						LTM II Module
0.53	10	3.00	-60 to 350	125-2814	125-2814E	125-2814LTM



DB-HT SimDis

- 100% Dimethylpolysiloxane
- "Boiling point" phase for high temperature simulated distillation
- Durable stainless steel tubing
- 430 °C upper temperature limit
- Distillation range of C₆ to C₁₁₀₊
- Low bleed, even at 430 °C
- Bonded and cross-linked
- Solvent rinsable

Similar Phases: Petrocol EX2887, MXT-2887, Rtx-2887, AC Controls High Temp Sim Dist, AT-2887, ZB-1XT SimDist

DB-HT SimDis

ID (mm)	Length (m)	Film (µm)	Temp Limits (°C)	7 in Cage
0.53	5	0.10	-60 to 400/430	145-1009
		0.15	-60 to 400/430	145-1001

TIPS & TOOLS



For fast simulated distillation for ASTM method D7798-13, see the LTM columns.

Turn to page 447.

CP-SimDist

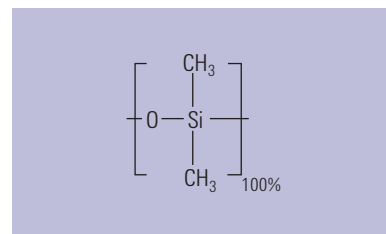
- For simulated distillation analysis up to C₁₀₀
- High temperature non-polar stationary phase
- Low bleed improves quantitation
- High temperature polyimide coating extends lifetime

CP-SimDist fused silica columns are guaranteed for simulated distillation up to C₁₀₀. These columns are low bleed, typically only 4-5 pA at 400 °C. The high temperature stationary phase and polyimide coating extend column lifetime.

Similar Phases: Petrocol EX2887, MXT-2887, Rtx-2887, AC Controls High Temp Sim Dist, AT-2887, ZB-1XT SimDist

CP-SimDist

ID (mm)	Length (m)	Film (µm)	Temp Limits (°C)	7 in Cage	5 in Cage
0.32	10	0.10	375/400	CP7521	
0.53	5	0.17	375/400	CP7522	CP752215
	10	0.10	375/400	CP7541	



Structure of CP-SimDist

TIPS & TOOLS

For optimum performance, ferrules should be replaced every time the column is replaced and during column maintenance.

Turn to page 37.



CP-SimDist UltiMetal

- Designed for ASTM D2887 and the extended D2887 method compliance
- Low bleed
- Extended analysis to C₁₂₀ with maximum temperature of 450 °C
- UltiMetal tubing for excellent durability (same id as 0.53 mm id fused silica)
- Excellent retention time repeatability and column lifetime due to special deactivation of UltiMetal surface

Similar Phases: Petrocol EX2887, MXT-2887, Rtx-2887, AC Controls High Temp Sim Dist, AT-2887, ZB-1XT SimDist

CP-SimDist UltiMetal

ID (mm)	Length (m)	Film (µm)	Temp Limits (°C)	7 in Cage	5 in Cage	
0.53	5	0.09	450/450	CP7569	CP756915	
		0.17	450/450	CP7532	CP753215	
		0.88	450/450	CP7570		
		2.65	400/400	CP7571		
	10	10	0.17	450/450	CP7542	
			0.06	450/450	CP6540	
			0.53	450/450	CP7592	
			0.88	450/450	CP7512	CP751215
			1.20	450/450	CP7562	
			2.65	400/400	CP7582	
			5.00	400/400	CP7572	
			20	0.11	450/450	CP7593
	25	0.06	450/450	CP6550		

CP-Sil 2 CB

- Lowest polarity bonded stationary phase available
- Superior replacement to squalane
- Unique selectivity toward cyclic hydrocarbons
- Separation almost entirely based on boiling point
- Stable at temperatures up to 200 °C

CP-Sil 2 CB

ID (mm)	Length (m)	Film (µm)	Temp Limits (°C)	7 in Cage
0.25	25	0.25	25 to 200/200	CP7714
0.32	50	0.25	25 to 200/200	CP7754
	25	1.20	25 to 200/200	CP7764

CP-TCEP for Alcohols in Gasoline

- Engineered for analysis of alcohols in gasoline
- Excellent peak shape for accurate separations of alcohols
- Temperature stability to 135 °C for high productivity
- Unique selectivity separates benzene after n-dodecane

Similar Phases: Rt-TCEP

CP-TCEP

ID (mm)	Length (m)	Film (µm)	Temp Limits (°C)	7 in Cage	5 in Cage
0.25	50	0.40	135/140	CP7525	CP752515

DB-Sulfur SCD

- Engineered for sulfur chemiluminescence detection (SCD) to provide low bleed performance and reduced SCD ceramic tube fouling
- Extends SCD signal stability which greatly reduces instrument downtime and operational cost for detector maintenance
- Excellent peak shape for a wide range of reactive sulfur compounds from H₂S, COS, mercaptans and thiophenes
- 100% Dimethyl polysiloxane stationary phase (PDMS) as specified in ASTM methods such as D5623 and D5504
- Custom configurations are available through the custom column shop, www.agilent.com/chem/CustomColumn


DB-Sulfur SCD

ID (mm)	Length (m)	Film (µm)	Temp Limits (°C)	7 in Cage
0.32	40	0.75	-60 to 270/290	G3903-63002
	40	3.00	-60 to 25/270	G3903-63004
	60	4.20	-60 to 25/270	G3903-63001
0.53	70	4.30	-60 to 25/270	G3903-63003

TIPS & TOOLS



J&W DB-Sulfur SCD GC Columns are optimized for low bleed and enhanced SCD signal stability. To view a video with more information, visit www.agilent.com/chem/db-sulfur_scd



Select Low Sulfur

- Highest degree of column inertness provides excellent peak shape for active compounds
- Low detection limits for sulfur compounds
- Unique selectivity prevents co-elution and matrix interferences in propylene streams
- Highly permeable PLOT stationary phase provides high retention of volatile compounds
- Unique QC testing results in consistent column inertness performance
- Mechanical stability results in no particle loss

Select Low Sulfur

ID (mm)	Length (m)	Temp Limits (°C)	7 in Cage
0.32	60	185	CP8575

CP-Sil 5 CB for Sulfur

- Optimized for analysis of volatile sulfur compounds
- Trace analysis of sulfur compounds to C₇ mercaptan for high productivity
- Non-polar phase provides accurate separations based on volatility
- High inertness, elutes SO₂ for high quality data and low detection limits

CP-Sil 5 CB for Sulfur

ID (mm)	Length (m)	Film (µm)	Temp Limits (°C)	7 in Cage
0.32	30	4.00	-60 to 300/325	CP7529



Select for Permanent Gases/CO₂ Column, CP7429

Select for Permanent Gases – Dual Column

- Set of two parallel columns: CP-Molsieve 5Å for permanent gases and PoraBOND Q for CO₂ analysis
- Isothermal separation at temperatures >40 °C eliminates the need for cryogenics
- Temperature stability up to 300 °C allows short regeneration times and improves efficiency
- One injector, one detector simplifies operation
- Engineered for fast separation, low level analysis and quantification of argon/oxygen
- Separates permanent gases and CO₂ in a single run
- Coupled, tested and securely mounted on EZ-GRIP column mount
- For resolution of the difficult-to-separate argon/oxygen and helium/neon pairs, use CP7530 Select Permanent Gases/HR (High Resolution) column

Select for Permanent Gases – Dual Column

Description	Temp Limits (°C)	7 in Cage
Select Permanent Gases/CO ₂	300/325	CP7429
Select Permanent Gases/HR	300/325	CP7430

Select Al₂O₃ MAPD

- Aluminum oxide PLOT column for the analysis of reactive hydrocarbons such as methyl acetylene and propadiene (MAPD)
- Optimized to improve sensitivity and response
- Faster run improves operating efficiency
- Two-fold higher response for MAPD, especially important when running impurity analyses

Similar Phases: Rt-Alumina BOND/MAPD, MXT-Alumina BOND/MAPD

Select Al₂O₃ MAPD

ID (mm)	Length (m)	Temp Limits (°C)	7 in Cage
0.32	25	-100 to 200/200	CP7433
	50	-100 to 200/200	CP7431
0.53	50	-100 to 200/200	CP7432

Agilent J&W Biodiesel Capillary GC Columns

Biofuels are becoming more attractive as a viable supplement or alternative to petroleum-based fuels. Agilent J&W Biodiesel Capillary GC columns are purposely designed and application-optimized for the analysis of biodiesel to meet ASTM and CEN testing standards.

Biodiesel EN14105 Free/Total Glycerin and Biodiesel ASTM D6584 Free/Total Glycerin

- Designed for the analysis of free and total glycerin in B100 according to EN14105 or ASTM D6584
- Specially processed for extended temperature limit of 400 °C
- High temperature, polyimide-coated fused silica tubing
- Excellent peak shape and extended column life
- Bonded and cross-linked
- Solvent rinsable
- Retention gaps please order p/n 160-BD65-5 (5 m x 0.53 mm)

Biodiesel EN14103 FAME Analysis

- Specially designed for the analysis of esters and linoleic acid methyl esters in B100 using EN14103
- Bonded and cross-linked
- Solvent rinsable

Biodiesel EN14110 Residual Methanol

- Specially designed for the determination of trace methanol in B100 using EN14110
- Bonded and cross-linked
- Solvent rinsable



Biodiesel Capillary GC Columns

Description	ID (mm)	Length (m)	Film (µm)	Temp Limits (°C)	7 in Cage
Biodiesel ASTM D6584 Free/Total Glycerin	0.32	15	0.10	-60 to 400	123-BD11
Biodiesel EN14105 Free/Total Glycerin	0.32	10	0.10	-60 to 400	123-BD01
Biodiesel EN14103 FAME Analysis	0.32	30	0.25	40 to 260/270	1909BD-113
Biodiesel EN14110 Residual Methanol	0.32	30	1.80	20 to 260/280	123-BD34

Biodiesel Test Samples

Description	Part No.
Biodiesel MSTFA kit, 10 x 1 mL ampoules N-Methyl-N-(trimethylsilyl)trifluoro-acetamide for ASTM method D6584	5190-1407
Biodiesel D6584 kit 2 internal standard solutions, 1 mL, 5/pk and 2 internal standard solutions, 5 mL	5190-1408
Biodiesel E14105 kit, 4 x 1 mL ampoules 4 standard solutions	5190-1409
Biodiesel Monoglyceride kit, 3 x 1 mL ampoules	5190-1410



Select Biodiesel

- Complete set of biodiesel columns for full compliance and ease-of-use
- UltiMetal stainless steel technology provides high accuracy and longevity
- Pre-tested for complete confidence in results
- Good column lifetime when operating at temperatures up to 400 °C
- UltiMetal stainless steel column with ultra stable stationary phase
- Convenient pre-coupled retention gap that is leak tested

Technical Specifications

Method	Analytes	Column	Injector Type	Analysis Time (min)
ASTM D6584	Free and total glycerine	Select Biodiesel for Glycerides	On-column	32
EN14103	Ester and linoleic acid methyl esters	Select Biodiesel for FAME	Split/splitless	30
EN14105	Free and total glycerine; mono, di- and tri-glycerides	Select Biodiesel for Glycerides	On-column	35
EN14106	Free glycerol	Select Biodiesel for Glycerides	Split/splitless	10
EN14110	Methanol	Select Biodiesel for Methanol	Headspace with split/splitless	10

Select Biodiesel

Description	ID (mm)	Length (m)	Film (µm)	7 in Cage
For glycerides, UltiMetal, with 2 m retention gap	0.32	15	0.10	CP9078
For glycerides, UltiMetal	0.32	15	0.10	CP9079
For glycerides, UltiMetal, with 2 m retention gap	0.32	10	0.10	CP9076
For glycerides, UltiMetal	0.32	10	0.10	CP9077
For FAME, fused silica	0.32	30	0.25	CP9080
For Methanol, fused silica	0.32	30	3.00	CP9083
UltiMetal retention gap, methyl deactivated	0.53	2		CP6530

Select Silanes

- Stabilized trifluoropropyl-methyl polysiloxane phase for optimized ppm level analysis of silanes
- High capacity and retention
- Low bleed
- Reduced surface activity provides excellent peak shape
- Thick film offers high sample loading capacity and retention
- Typical applications include alkylated chlorosilanes at % levels as well as impurity analysis
- Valved, direct and split/splitless injections are possible

Select Silanes

ID (mm)	Length (m)	Film (μm)	Temp Limits ($^{\circ}\text{C}$)	7 in Cage
0.32	30	1.80	0 to 270/300	CP7434
	60	1.80	0 to 270/300	CP7435
0.53	60	3.00	0 to 270/300	CP7437

CP-Volamine

- Non-polar stationary phase
- Excellent stability for samples containing water expands the application range
- Maximum temperature of 265 °C for enhanced productivity
- Highly inert providing sharp amine peaks for accurate results
- Produces symmetrical peaks due to MPD (Multi-Purpose Deactivation) technology
- Excellent performance even when the sample contains high percentages of water
- Ideal for analyzing volatile amines like MMA, DMA and TMA (monomethyl, dimethyl and trimethyl amine)

Similar Phases: Rtx-Volatile Amines

CP-Volamine

ID (mm)	Length (m)	Temp Limits (°C)	7 in Cage	5 in Cage
0.32	15	265/300	CP7446	
	30	265/300	CP7447	CP744715
	60	265/275	CP7448	CP744815

CP-Sil 8 CB for Amines

- Base deactivated 5% phenyl polydimethylpolysiloxane
- Optimized inertness performance for a broad range of amine compounds
- Thermal stability up to 350 °C enables separations of amines up to C₂₀ as well as alkanolamines
- Base deactivated columns also available as CP-Wax for Amines

Similar Phases: Rtx-5 Amine

CP-Sil 8 CB for Amines

ID (mm)	Length (m)	Film (µm)	Temp Limits (°C)	7 in Cage	5 in Cage
<i>0.15</i>	<i>25</i>	<i>2.00</i>	<i>325/350</i>	<i>CP7599</i>	
0.25	30	0.25	325/350	CP7598	CP7598I5
	30	0.50	325/350	CP7595	CP7595I5
0.32	30	1.00	325/350	CP7596	CP7596I5
0.53	30	1.00	325/350	CP7597	

Agilent J&W High Efficiency GC columns are displayed using italicized descriptions and part numbers

CP-Wax for Volatile Amines and Diamines

Similar Phases: Stabilwax DB

CP-Wax for Volatile Amines and Diamines

ID (mm)	Length (m)	Film (µm)	Temp Limits (°C)	7 in Cage
0.32	25	1.20	220/220	CP7422
0.53	25	2.00	220/220	CP7424

PoraPLOT Amines

- Unique PLOT columns specially designed for high retention of very volatile amines
- High efficiency at temperatures above ambient eliminates the need for cryogenics
- High sensitivity for amines and ammonia

PoraPLOT Amines

ID (mm)	Length (m)	Film (μm)	Temp Limits ($^{\circ}\text{C}$)	7 in Cage
0.32	25	10.00	-100 to 220/220	CP7591
0.53	25	20.00	-100 to 220/220	CP7594

Pesticides Columns

Agilent J&W low-bleed columns are ideal for the analysis of pesticides. Not only do they produce less bleed than a standard polymer, which improves the signal-to-noise ratio and minimum detectable quantities, but they also have higher upper temperature limits which allow for faster run times. Agilent also offers several common phases with additional pesticide-specific testing to ensure performance for your application.

Note: For CLP pesticides and other methods using electron capture detectors, see DB-35ms, DB-17ms and DB-XLB.

DB-CLP1 and DB-CLP2

- Universal column pair designed for pesticides analyses
- EPA Methods: CLP (Contract Lab Program) pesticides, 504.1, 505, 508.1, 551, 552.3, 8081B, 8082A, 8154A
- Ideal for dual column, dual ECD GC analyses
- DB-CLP1 and DB-CLP2 columns are regularly used in sets. Connect them together easily with an Agilent Ultra Inert, universal press fit Y-splitter (5190-6980), or an UltiMetal Plus deactivated CFT un-purged splitter (G3184-60065)
- Mid polarity stabilized phases provide fast and low bleed reliable analyses
- Special testing includes pesticides for proof of performance and column to column reproducibility
- DB-CLP1 primary, DB-CLP2 confirmation

DB-CLP1 and DB-CLP2

Description	ID (mm)	Length (m)	Film (µm)	Temp Limits (°C)	7 in Cage
DB-CLP1	0.32	30	0.25	50 to 340/360	123-8232
DB-CLP2	0.32	30	0.50	50 to 340/360	123-8336



TIPS & TOOLS

Check out Agilent's complete line of sample preparation products for any type of GC and GC/MS analysis at www.agilent.com/chem/sampleprep



VF-5 Pesticides

- Specially designed for the determination of trace levels of pesticide residue
- Highly inert for enhanced ECD and MS detection
- Tested with key pesticides including endrin and aldrin for optimal performance and consistency of results
- Low bleed

VF-5 Pesticides

ID (mm)	Length (m)	Film (μm)	Temp Limits ($^{\circ}\text{C}$)	7 in Cage
0.25	30	0.25	-60 to 325/350	CP9074
	50	0.25	-60 to 325/350	CP9073
0.32	30	0.25	-60 to 325/350	CP9075

TIPS & TOOLS

Tips and tricks for making better connections...

- It's important to use ferrules and nuts appropriate for your application, so graphite/polyimide ferrules and Agilent Self Tightening column nuts for oxygen detectors, or UltiMetal Plus Flexible Metal ferrules for ultimate flow path inertness
- Never over tighten fittings to avoid soft ferrules extruding into the fitting, contaminating or creating active sites in the flow path
- Install column at the correct and consistent height, critical for accurate and reproducible results
- Reduce and eliminate leaks at the MS interface with the Agilent Self Tightening column nuts that give you a tight connection without expensive upgrades or adaptors

Watch the animation that shows how to make better column connections in a GC or GC/MS, at www.agilent.com/chem/mbcvideo



DB-1701P

- Low/mid-polarity
- Exact replacement of HP-PAS1701
- Specifically designed and processed for the analysis of organochlorine pesticides
- ECD tested to ensure minimal pesticide breakdown and low ECD bleed
- Bonded and cross-linked
- Solvent rinsable

Similar Phases: SPB-1701, Rtx-1701, BP-10, CB-1701, OV-1701, 007-1701, ZB-1701P

DB-1701P

ID (mm)	Length (m)	Film (µm)	Temp Limits (°C)	7 in Cage	7890/6890
					LTM II Module
0.25	30	0.25	-20 to 280/300	122-7732	122-7732LTM
0.32	25	0.25	-20 to 280/300	123-7722	
	30	0.25	-20 to 280/300	123-7732	
0.53	30	1.00	-20 to 260/280	125-7732	

VF-1701 Pesticides

- Specially designed for the determination of trace levels of pesticide residues
- Columns individually tested with key pesticides, including endrin and aldrin
- Highly inert for improved detection limits for trace pesticide determination
- Proven performance with ECD or MS detection
- Ultra low bleed to improve sensitivity

VF-1701 Pesticides

ID (mm)	Length (m)	Film (µm)	Temp Limits (°C)	7 in Cage
0.25	30	0.25	-20 to 280/300	CP9070
	50	0.25	-20 to 280/300	CP9072
0.32	30	0.25	-20 to 280/300	CP9071

CP-Sil 8 CB for Pesticides

- Linear column response down to femtogram level for improved productivity
- Excellent inertness – tested with DDTs to provide very reliable data
- Can be used with on-column injection techniques
- Integrated retention gap helps avoid problems with solvent condensation allowing repeated splitless injections without phase deterioration

CP-Sil 8 CB for Pesticides

ID (mm)	Length (m)	Film (μm)	Temp Limits ($^{\circ}\text{C}$)	7 in Cage
0.25	50	0.12	300/325	CP7481
0.53	50	0.25	300/325	CP7504

CP-Sil 19 CB for Pesticides

- Ideal as a confirmation column for reliable results
- Specified for EPA and CLP analytes for ultimate compliance
- Supplied with a coupled retention gap for on-column injection for best detection limits

CP-Sil 19 CB for Pesticides

ID (mm)	Length (m)	Film (μm)	Temp Limits ($^{\circ}\text{C}$)	7 in Cage
0.25	30	0.25	275/300	CP7406
	50	0.20	275/300	CP7407
0.53	30	1.00	260/275	CP7409

DB-608

- Specifically designed for the analysis of chlorinated pesticides and PCBs
- US EPA Methods: 608, 508, 8080
- Excellent inertness and recoveries without pesticide breakdown
- Bonded and cross-linked
- Solvent rinsable
- Exact replacement of HP-608

Similar Phases: SPB-608, NON-PAKD Pesticide, 007-608

DB-608

ID (mm)	Length (m)	Film (µm)	Temp Limits (°C)	7 in Cage	7890/6890 LTM II Module
0.25	30	0.25	40 to 280/300	122-6832	
0.32	30	0.50	40 to 280/300	123-1730	123-1730LTM
0.53	30	0.50	40 to 260/280	125-6837	
		0.83	40 to 260/280	125-1730	

HP-PAS5

- Non-polar
- Specifically designed and processed for the analysis of organochlorine pesticides
- ECD tested to ensure minimal pesticide breakdown and low ECD bleed
- Bonded and cross-linked
- Solvent rinsable

Similar Phases: SPB-5, RSL-200, Rtx-5, BP-5, CB-5, OV-5, 007-2 (MPS-5), SE-52, SE-54, XTI-5, PTE-5, CC-5, ZB-5

HP-PAS5

ID (mm)	Length (m)	Film (µm)	Temp Limits (°C)	7 in Cage
0.32	25	0.52	-60 to 325/350	19091S-010

Rapid-MS

- Equivalent to 5% phenyl, 95% dimethylpolysiloxane
- Fast analysis time improves productivity
- Reduce analysis time by 3-5x for temperature programmed, and up to 10x for isothermal runs
- The film thickness from 0.1 to 1 μm ensures high loadability and higher sensitivity
- Low bleed

Note: Rapid-MS columns utilize the high optimal carrier gas velocity obtained when a separation is performed under reduced pressure for fast analysis times

Rapid-MS

ID (mm)	Length (m)	Film (μm)	Temp Limits ($^{\circ}\text{C}$)	7 in Cage
0.53	10	0.12	-60 to 325/325	CP8131
		0.25	-60 to 325/325	CP8132
		0.50	-60 to 325/325	CP8133
		1.00	-60 to 325/325	CP8134

Restriction for Rapid-MS

Description	Part No.
Restriction for Rapid-MS, fused silica, 0.1 mm id, 0.6 m, 5/pk	CP8121

PAH Columns

Select PAH

- Full separation for all PAH isomers avoids false positives and inaccurate results
- Full separation of EPA PAHs in less than 7 minutes and EU PAHs in less than 30 minutes, including separation of chrysene, triphenylene and benzo(a)fluoranthene (type b, j, and k)
- Fast results with no need for further analysis
- Low bleed enhances sensitivity

Select PAH

ID (mm)	Length (m)	Film (µm)	Temp Limits (°C)	7 in Cage
<i>0.15</i>	<i>15</i>	<i>0.10</i>	<i>40 to 325/350</i>	<i>CP7461</i>
0.25	30	0.15	40 to 325/350	CP7462

Agilent J&W High Efficiency GC columns are displayed using italicized descriptions and part numbers

DB-EUPAH

- Specially designed for analysis of EU regulated PAHs
- Individually tested with application-specific QC test probe mixture
- Great resolution of critical isomers, e.g. benzo(b,j,k)fluoranthenes
- Superb thermal stability for accurate analysis of high boiling PAHs, e.g. dibenzopyrenes
- Excellent signal-to-noise ratio
- Optimized column dimensions for proven performance

DB-EUPAH

ID (mm)	Length (m)	Film (µm)	Temp Limits (°C)	7 in Cage
<i>0.18</i>	<i>20</i>	<i>0.14</i>	<i>40 to 320/340</i>	<i>121-9627</i>
0.25	60	0.25	40 to 320/340	122-96L2

Agilent J&W High Efficiency GC columns are displayed using italicized descriptions and part numbers

CP-Sil PAH CB UltiMetal

- Separates all 16 PAHs according to EPA Method 610
- High temperature, low bleed phase
- Virtually unbreakable UltiMetal stainless steel capillary column
- Maximum temperature of 400/425 °C

CP-Sil PAH CB UltiMetal

ID (mm)	Length (m)	Film (μm)	Temp Limits ($^{\circ}\text{C}$)	7 in Cage
0.25	25	0.12	400/425	CP7440

Semivolatiles Columns

Semivolatiles are usually extracted from soil samples or other environmental matrixes. GC columns with precise retention time reproducibility and good mass spectrometer performance are key enablers for these often demanding analyses.

DB-UI 8270D for Semivolatiles

- Designed for EPA Method 8270D and other regulated GC/MS semivolatiles analysis
- Special semivolatiles testing ensures poof of column to column performance for trace level analysis
- Excellent 2,4-dinitrophenol response
- Ultra inertness and low bleed
- Available in convenient and economical 6 packs (6 for the price of 5)

DB-UI 8270D for Semivolatiles

ID (mm)	Length (m)	Film (µm)	Temp Limits (°C)	7 in Cage
<i>0.18</i>	<i>20</i>	<i>0.36</i>	<i>-60 to 325/350</i>	<i>121-9723</i>
			<i>-60 to 325/350</i>	<i>621-9723, 6/pk*</i>
<i>0.25</i>	<i>30</i>	<i>0.25</i>	<i>-60 to 325/350</i>	<i>122-9732</i>
			<i>-60 to 325/350</i>	<i>622-9732, 6/pk*</i>
			<i>-60 to 325/350</i>	<i>122-9736</i>

Agilent J&W High Efficiency GC columns are displayed using italicized descriptions and part numbers

*Only available in the US

CP-Sil 8 CB for PCB

- Engineered for the analysis of PCBs according to DIN method 51527
- Ideal for trace level ECD detection of PCBs
- High temperature stability provides low bleed and extended lifetime

CP-Sil 8 CB for PCB

ID (mm)	Length (m)	Film (μm)	Temp Limits ($^{\circ}\text{C}$)	7 in Cage
0.25	50	0.25	300/325	CP7482

DB-5.625

- Close equivalent to a (5%-Phenyl)-methylpolysiloxane
- Non-polar
- Specially processed to exhibit excellent inertness for EPA Semivolatiles Methods 625, 1625, 8270 and CLP protocols*
- Surpasses EPA performance criteria for semivolatiles
- Inert for base, neutral and acidic compounds
- High temperature limit with excellent thermal stability and low bleed
- Bonded and cross-linked
- Solvent rinsable

*Pentachlorophenol, 2,4-dinitrophenol, carbazole, and N-nitrosodiphenylamine used to test response factors.

Similar Phases: XTI-5, Rtx-5, PTE-5, BPX-5

DB-5.625

ID (mm)	Length (m)	Film (μm)	Temp Limits (°C)	7 in Cage
<i>0.18</i>	<i>20</i>	<i>0.18</i>	<i>-60 to 325/350</i>	<i>121-5621</i>
		<i>0.36</i>	<i>-60 to 325/350</i>	<i>121-5622</i>
0.25	30	0.25	-60 to 325/350	122-5631
		0.50	-60 to 325/350	122-5632
		1.00	-60 to 325/350	122-5633
		60	0.25	-60 to 325/350
0.32	30	0.25	-60 to 325/350	123-5631
		0.50	-60 to 325/350	123-5632

Agilent J&W High Efficiency GC columns are displayed using italicized descriptions and part numbers

HP-5ms Semivolatile

- (5%-Phenyl)-methylpolysiloxane, identical selectivity to HP-5
- Non-polar
- Very low bleed characteristics, ideal for GC/MS
- Specifically tested for inertness for active compounds including acidic and basic compounds
- Improved signal-to-noise ratio for better sensitivity and mass spectral integrity
- Bonded and cross-linked
- Solvent rinsable
- Equivalent to USP Phase G27

Similar Phases: Rtx-5ms, Rxi-5ms, Rxi-5Sil MS, PTE-5, BPX-5, AT-5ms, ZB-5ms, SLB-5ms, Equity-6



HP-5ms Semivolatile

ID (mm)	Length (m)	Film (μm)	Temp Limits (°C)	7 in Cage
0.25	30	0.50	-60 to 325/350	19091S-139

CP-Sil 5/C18 CB for PCB

- Engineered for high resolution PCB analysis
- Lower polarity than 100% polydimethylpolysiloxane due to its C₁₈ substitution
- Provides high signal-to-noise ratios for ECD detectors
- Optimized column length for separation of critical isomer pairs:
28/31, 56/60, 149/118, 105/153/132 and 170/190

CP-Sil 5/C18 CB for PCB

ID (mm)	Length (m)	Film (μm)	Temp Limits (°C)	7 in Cage
0.25	50	0.10	275/300	CP7477
	100	0.10	275/300	CP7476

DB-Dioxin

- Specifically engineered for the analysis of polychlorinated dibenzodioxins (PCDDs) and dibenzofurans (PCDFs)
- Resolves 2,3,7,8-TCDD and 2,3,7,8-TCDF from all other isomers in one run
- Low bleed
- Bonded and cross-linked
- Solvent rinsable

Note: 100 psi regulator required to reach optimum carrier gas velocity

Similar Phases: SP-2331, 007-23, Rtx-2332, Rtx-Dioxin

DB-Dioxin

ID (mm)	Length (m)	Film (μm)	Temp Limits (°C)	7 in Cage
0.25	60	0.15	40 to 250/270	122-2461
		0.25	40 to 250/270	122-2462

CP-Sil 88 for Dioxins

- High polarity stationary phase with specific selectivity for dioxins and dibenzofuran separations
- Integrated retention gap eliminates leaks and extends column lifetime with splitless injections
- 2,3,7,8-TCDD can be determined at low concentrations
- For fast runtimes, thin film configurations are available with maximum temperature program limit of 270 °C

Similar Phases: SP-2560, SP-2340, SP-2330, BPX-70, BPX-90

CP-Sil 88 for Dioxins

ID (mm)	Length (m)	Film (μm)	Temp Limits (°C)	7 in Cage
0.25	50	0.20	50 to 225/240	CP7588
	60	0.10	50 to 250/270	CP7498

Volatiles Columns

Agilent offers a selection of advanced polymer chemistries for increasingly demanding volatiles applications. Whether for a primary analytical column or as a complementary confirmation column, Agilent J&W capillaries are chromatographers' first choice.

DB-624 Ultra Inert

- Environmental volatile organic compounds (VOCs) methods
- Excellent for US EPA Methods: 501.3, 502.2, 503.1, 524.2, 601, 602, 8010, 8015, 8020, 8240, 8260
- Industrial chemical analyses – solvents, petrochemicals, specialty chemicals
- Food and beverage – alcohols, fusel oils
- Pharmaceutical residual solvents per USP <467>
- Ultra inertness processing expands application range with excellent peak shape for low molecular weight acidic compounds
- UI testing ensures premium performance column to column
- Identical selectivity to the industry standard DB-624 – upgrade with no change in method required
- Optimized by the inventors of DB-624

DB-624 Ultra Inert

ID (mm)	Length (m)	Film (µm)	Temp Limits (°C)	7 in Cage
<i>0.18</i>	<i>20</i>	<i>1.00</i>	<i>-20 to 260</i>	<i>121-1324UI</i>
0.25	30	1.40	-20 to 260	122-1334UI
	60	1.40	-20 to 260	122-1364UI
0.32	30	1.80	-20 to 260	123-1334UI
	60	1.80	-20 to 260	123-1364UI
0.53	30	3.00	-20 to 260	125-1334UI
	75	3.00	-20 to 260	125-1374UI

Agilent J&W High Efficiency GC columns are displayed using italicized descriptions and part numbers

TIPS & TOOLS

Don't forget, we have special offers throughout the year. To learn more, visit www.agilent.com/chem/specialoffers



DB-624

- Specifically designed for the analysis of volatile priority pollutants and residual solvents
- No cryogenics needed for US EPA Method 502.2
- Excellent for US EPA Methods: 501.3, 502.2, 503.1, 524.2, 601, 602, 8010, 8015, 8020, 8240, 8260, and USP 467
- Excellent inertness for active compounds
- Bonded and cross-linked
- Solvent rinsable
- Exact replacement of HP-624
- Equivalent to USP Phase G43

Similar Phases: AT-624, Rxi-624 Sil MS, Rtx-624, PE-624, 007-624, 007-502, ZB-624

DB-624

ID (mm)	Length (m)	Film (µm)	Temp Limits (°C)	7 in Cage	5 in Cage	7890/6890 LTM II Module
<i>0.18</i>	<i>20</i>	<i>1.00</i>	<i>-20 to 260</i>	<i>121-1324</i>	<i>121-1324E</i>	<i>121-1324LTM</i>
0.20	25	1.12	-20 to 260	128-1324	128-1324E	128-1324LTM
0.25	30	1.40	-20 to 260	122-1334	122-1334E	122-1334LTM
	60	1.40	-20 to 260	122-1364	122-1364E	
0.32	30	1.80	-20 to 260	123-1334	123-1334E	123-1334LTM
	60	1.80	-20 to 260	123-1364	123-1364E	
0.45	30	2.55	-20 to 260	124-1334		124-1334LTM
	75	2.55	-20 to 260	124-1374		
0.53	15	3.00	-20 to 260	125-1314		
	30	3.00	-20 to 260	125-1334	125-1334E	125-1334LTM
	60	3.00	-20 to 260	125-1364	125-1364E	
	75	3.00	-20 to 260	125-1374	125-1374E	

Agilent J&W High Efficiency GC columns are displayed using italicized descriptions and part numbers

CP-Select 624 CB

- 6% Cyanopropyl, 94% dimethylpolysiloxane
- EPA volatiles methods 524.2, 624 and 8015
- Specified by Pharmacopoeia V.3.3.9 for residual solvents
- Excellent column-to-column reproducibility
- Low bleed

Similar Phases: AT-624, Rtx-624, PE-624, 007-624, 007-502, ZB-624

CP-Select 624 CB

ID (mm)	Length (m)	Film (μm)	Temp Limits ($^{\circ}\text{C}$)	7 in Cage	5 in Cage
<i>0.15</i>	<i>25</i>	<i>0.84</i>	<i>265/280</i>	<i>CP7411</i>	
0.25	30	1.40	265/280	CP7412	
	60	1.40	265/280	CP7413	
0.32	30	1.80	265/280	CP7414	
	60	1.80	265/280	CP7415	
0.53	30	3.00	265/280	CP7416	CP741615
	75	3.00	265/280	CP7417	
	105	3.00	265/280	CP7418	

Agilent J&W High Efficiency GC columns are displayed using italicized descriptions and part numbers

DB-VRX

- Unique selectivity engineered for optimum resolution of volatiles analysis:
US EPA Methods 502.2, 524.2 and 8260
- 0.45 mm id columns provide more plates per meter compared to 0.53 mm id columns for the fewest co-elutions for GC method (an industry first)*
- No subambient cooling required to resolve the six "gases"
- Fast run time:
<30 minutes for optimum sample throughput
<8 minutes with 0.18 mm id
- Low polarity
- Excellent peak shape
- Bonded and cross-linked
- Solvent rinsable

*Two co-elutions: 1) m- and p-xylene, for which US EPA does not require separation, and 2) 1,1,2,2-tetrachloroethane and o-xylene which are separated by detectors PID and ELCD, respectively. **Note to GC/MS analysts:** These co-eluting compounds have different primary characteristic ions of 83 and 106, respectively.

Similar Phases: VOCOL, NON-PAKD, Rtx-Volatiles, PE-Volatiles, 007-624, Rtx-VRX, Rtx-VGC

DB-VRX

ID (mm)	Length (m)	Film (µm)	Temp Limits (°C)	7 in Cage	5 in Cage	7890/6890 LTM II Module
<i>0.18</i>	<i>20</i>	<i>1.00</i>	<i>-10 to 260</i>	<i>121-1524</i>		<i>121-1524LTM</i>
	<i>40</i>	<i>1.00</i>	<i>-10 to 260</i>	<i>121-1544</i>	<i>121-1544E</i>	
0.25	30	1.40	-10 to 260	122-1534		122-1534LTM
	60	1.40	-10 to 260	122-1564	122-1564E	
0.32	30	1.80	-10 to 260	123-1534		
	60	1.80	-10 to 260	123-1564		
0.45	30	2.55	-10 to 260	124-1534		
	75	2.55	-10 to 260	124-1574		

Agilent J&W High Efficiency GC columns are displayed using italicized descriptions and part numbers

HP-VOC

- Selectivity engineered for US EPA Methods 502.2, 524.2 and 8260
- Low polarity – slightly more polar than DB-VRX
- Excellent peak shape
- Bonded and cross-linked
- Solvent rinsable

Similar Phases: NON-PAKD, Rtx-Volatiles, PE-Volatiles, 007-624, Rtx-VRX, Rtx-VGC

HP-VOC

ID (mm)	Length (m)	Film (μm)	Temp Limits ($^{\circ}\text{C}$)	7 in Cage
0.20	30	1.10	-60 to 280/290	19091R-303
	60	1.10	-60 to 280/290	19091R-306
0.32	60	1.80	-60 to 280/290	19091R-316
	90	1.80	-60 to 280/290	19091R-319
0.53	90	3.00	-60 to 280/290	19095R-429
	105	3.00	-60 to 280/290	19095R-420

TIPS & TOOLS

As part of Agilent's ongoing commitment to be your partner in chromatography, we have created a series of GC Troubleshooting videos, featuring Daron Decker, GC Applications Specialist, and Herb Brooks, Agilent Service Engineer. To view the videos, visit www.agilent.com/chem/gctroubleshooting



DB-502.2

- Available in 105 m for volatiles analyses
- Excellent peak shape
- Bonded and cross-linked
- Solvent rinsable

DB-502.2

ID (mm)	Length (m)	Film (μm)	Temp Limits ($^{\circ}\text{C}$)	7 in Cage
0.32	60	1.80	0 to 260/280	123-1464
0.53	105	3.00	0 to 260/280	125-14A4

DB-MTBE

- Low polarity stationary phase
- Resolves MTBE from 2-methylpentane and 3-methylpentane for better quantitation
- Engineered for purge and trap injection without the need for cryofocusing
- Bonded and cross-linked
- Solvent rinsable

DB-MTBE

ID (mm)	Length (m)	Film (μm)	Temp Limits ($^{\circ}\text{C}$)	7 in Cage
0.45	30	2.55	35 to 260/280	124-0034

CP-Select CB for MTBE

- Engineered for analysis of MTBE in reformulated gasoline
- Unique selectivity for MTBE
- Broad dynamic range for quantification of MTBE
- Ideal as primary or confirmation column

CP-Select CB for MTBE

ID (mm)	Length (m)	Film (μm)	Temp Limits ($^{\circ}\text{C}$)	7 in Cage
0.25	50	0.25	200/200	CP7528

DB-TPH

- Specifically designed for the analysis of total petroleum hydrocarbons (TPHs), soil analysis, and LUFT
- Three analyses in one injection – gas range organics, diesel range organics and motor oil
- Fast run time
- Bonded and cross-linked
- Solvent rinsable

DB-TPH

ID (mm)	Length (m)	Film (μm)	Temp Limits ($^{\circ}\text{C}$)	7 in Cage
0.32	30	0.25	-10 to 320	123-1632

TIPS & TOOLS

For a precision cut on your capillary column, use Agilent's GC column cutting tool (p/n 5183-4620).



Select Mineral Oil

- Stabilized non-polar bonded phase engineered for fast mineral oil analysis
- Optimized selectivity for reliable Total Petroleum Hydrocarbon (TPH) results per DIN H53 N-ISO 9377-2 methods
- C₄ to C₄₀ hydrocarbons can be analyzed in less than ten minutes
- Low bleed
- Available in fused silica or UltiMetal
- Fast run time
- High temperature stability up to 375/400 °C
- Available in economical 3 and 6 packs

Note: For optimal injection performance, use the 4 m x 0.53 mm id retention gap

Similar Phases: Rtx-Mineral Oil

Select Mineral Oil

ID (mm)	Length (m)	Film (µm)	Temp Limits (°C)	Unit	7 in Cage	5 in Cage
0.32	15	0.10	-60 to 390/400	1/pk	CP7491	CP749115
	15	0.10	-60 to 390/400	3/pk	CP749103	
	15	0.10	-60 to 390/400	6/pk	CP749106	
Retention gap						
0.53	4.0		-60 to 325/350	3/pk	CP8015	



TIPS & TOOLS

Ensure highest quality gas while keeping gas lines clean and leak-free with Agilent's high-capacity gas filter. Learn more at www.agilent.com/chem/gasclean



Food, Flavors and Fragrances Columns

Food and flavor analyses place stringent demands on capillary columns. Samples have many components that are difficult to resolve and column-to-column reproducibility becomes critical. Agilent J&W GC columns are ideal for meeting these needs. Our rigorous quality control specifications and extensive QC testing ensure that the column you buy today will perform just like the column you buy tomorrow.

HP-88

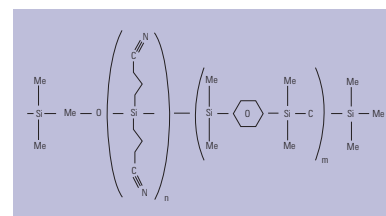
- (88%-Cyanopropyl)aryl-polysiloxane
- 250/320 °C upper temperature limits
- High polarity
- Designed for separation of cis-trans fatty acid methyl esters (FAMES)
- Even better separation than DB-23 of cis-trans isomers

Note: Because HP-88 is not bonded or cross-linked, we do not recommend solvent rinsing.

Similar Phases: SP-2560, SP-2340, SP-2330, BPX-70, BPX-90

HP-88

ID (mm)	Length (m)	Film (µm)	Temp Limits (°C)	7890/6890		
				7 in Cage	5 in Cage	LTM II Module
0.25	100	0.20	0 to 250/260	112-88A7	112-88A7E	
	60	0.20	0 to 250/260	112-8867	112-8867E	
	30	0.20	0 to 250/260	112-8837	112-8837E	112-8837LTM



Structure of HP-88

CP-Sil 88

- High selectivity towards positional and geometric isomers for ease-of-use
- Highly substituted cyanopropyl phase
- Highest polarity, non-chemically bonded and stabilized

Similar Phases: SP-2560, SP-2340, SP-2330, BPX-70, BPX-90



CP-Sil 88

ID (mm)	Length (m)	Film (µm)	Temp Limits (°C)	7 in Cage
0.25	25	0.20	50 to 225/240	CP6172
	50	0.20	50 to 225/240	CP6173
0.32	25	0.20	50 to 225/240	CP6174
	50	0.20	50 to 225/240	CP6175



TIPS & TOOLS

Order your free GC troubleshooting and GC column installation posters at www.agilent.com/chem/GCposteroffer



Select FAME

- Tuned for optimal cis-trans separation of FAMES, especially C₁₈ isomers
- Excellent peak shape and separation for FAME isomers – especially if one component is present at a higher concentration
- Bonded and cross-linked
- Low bleed
- High efficiency and column loadability
- Column length up to 200 m available for detailed analysis of the C_{18:1} isomer cluster

Select FAME

ID (mm)	Length (m)	Temp Limits (°C)	7 in Cage	5 in Cage
0.25	50	275/290	CP7419	CP741915
	100	275/290	CP7420	
	200	275/290	CP7421	

CP-Sil 88 for FAME

- Optimized for analysis of FAME cis/trans isomers
- High polarity stationary phase provides improved efficiency and higher productivity
- Use for FAME separations in the C₆ to C₂₆ range

CP-Sil 88 for FAME

ID (mm)	Length (m)	Film (µm)	Temp Limits (°C)	7 in Cage
0.25	50	0.20	225/240	CP7488
	60	0.20	225/240	CP7487
	100	0.20	225/240	CP7489

CP-Wax 57 CB

- Unique high polarity bonded wax column
- Industry proven for the analysis of alcohols in the brewing and wine/spirits industry
- Excellent inertness for optimum peak shape of alcohols and glycols
- Offered in 0.15 mm id for significantly high speed throughput

Similar Phases: SUPELCOWAX 10, SUPEROX II, CB-WAX, Stabilwax, BP-20, 007-CW, Carbowax, Rtx-WAX, ZB-WAX

CP-Wax 57 CB

ID (mm)	Length (m)	Film (μm)	Temp Limits ($^{\circ}\text{C}$)	7 in Cage	5 in Cage
<i>0.15</i>	<i>30</i>	<i>0.12</i>	<i>20 to 200/225</i>	<i>CP97721</i>	
0.25	25	0.20	20 to 200/225	CP97713	
	50	0.20	20 to 200/225	CP97723	CP9772315
	60	0.40	20 to 200/225	CP8120	
0.32	25	0.20	20 to 200/225	CP97743	
		1.20	20 to 200/225	CP97763	
	50	0.20	20 to 200/225	CP97753	CP9775315
		1.20	20 to 200/225	CP97773	
0.53	25	1.00	20 to 200/225	CP97638	
	25	2.00	20 to 200/225	CP97658	

Agilent J&W High Efficiency GC columns are displayed using italicized descriptions and part numbers

CP-Carbowax 400 for Volatiles in Alcohol

- Designed for the analysis of volatiles in alcoholic beverages
- High resolution for amyl alcohols for accurate quality control
- High efficiency
- Special testing ensures performance and column-to-column reproducibility

CP-Carbowax 400 for Volatiles in Alcohol

ID (mm)	Length (m)	Film (μm)	Temp Limits ($^{\circ}\text{C}$)	7 in Cage
0.32	50	0.20	60/80	CP7527

CP-Wax 57 CB for Glycols and Alcohols

- Optimized for the analysis of glycols, diols and alcohols
- Unique, high polarity wax phase
- Symmetrical peaks providing the most accurate results
- Cross-linked and bonded phase delivers robustness and enhanced column lifetime

CP-Wax 57 CB for Glycols and Alcohols

ID (mm)	Length (m)	Film (μm)	Temp Limits ($^{\circ}\text{C}$)	7 in Cage
0.25	25	0.20	200/200	CP7615
0.53	25	0.50	225/250	CP7617

CP-TAP CB for Triglycerides

- Engineered phase for detailed analysis of triglycerides
- Separates complete triglyceride pattern in less than 16 minutes
- Separation based on carbon number and degree of unsaturation
- Stabilized phase for low bleed and enhanced column lifetime
- Available in fused silica and UltiMetal

CP-TAP CB for Triglycerides

ID (mm)	Length (m)	Film (μm)	Temp Limits ($^{\circ}\text{C}$)	7 in Cage
0.25	25	0.10	350/360	CP7483

CP-TAP CB UltiMetal

ID (mm)	Length (m)	Film (μm)	Temp Limits ($^{\circ}\text{C}$)	7 in Cage
0.25	25	0.10	355/370	CP7463

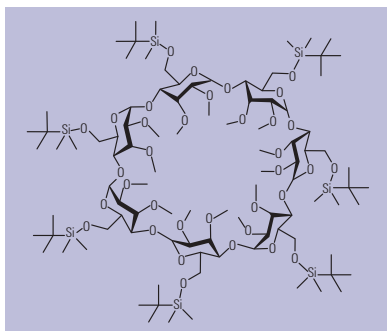
CP-FFAP CB for Free Fatty Acids in Dairy Products

- Ideal for flavors, aromas and free fatty acids C₁-C₂₆
- Separates C₂-C₂₄ acids in one run without derivatization
- Chemically-bonded for excellent longevity
- Water and solvent resistant

CP-FFAP CB

ID (mm)	Length (m)	Film (μm)	Temp Limits (°C)	7 in Cage	5 in Cage
<i>0.15</i>	25	<i>0.25</i>	250/275	<i>CP7686</i>	
0.32	25	0.30	250/275	CP7485	CP748515
0.53	25	1.00	250/275	CP7486	

Agilent J&W High Efficiency GC columns are displayed using italicized descriptions and part numbers



Structure of CycloSil-B

CycloSil-B

- 30% Heptakis (2,3-di-O-methyl-6-O-t-butyl dimethylsilyl)-β-cyclodextrin in DB-1701
- Chiral separations without chiral-specific derivatization
- New stationary phase for improved resolution of many chiral separations
- Ideal for many chiral γ-lactones and terpenes

Note: Because CycloSil-B GC columns are not bonded or cross-linked, we do not recommend solvent rinsing.

Similar Phases: LIPODEX C, Rt-β DEXm, β-DEX 110, β-DEX 120

CycloSil-B

ID (mm)	Length (m)	Film (μm)	Temp Limits (°C)	7 in Cage	7890/6890 LTM II Module
0.25	30	0.25	35 to 260/280	112-6632	112-6632LTM
0.32	30	0.25	35 to 260/280	113-6632	113-6632LTM

Cyclodex-B

- 10.5% β -cyclodextrin in DB-1701
- Chiral separations without chiral-specific derivatization
- Broad range of resolving potential
- Excellent peak shape

Note: Because Cyclodex-B GC columns are not bonded or cross-linked, we do not recommend solvent rinsing.

Similar Phases: LIPODEX C, Rt- β DEXm, β -DEX 110, β -DEX 120

Cyclodex-B

ID (mm)	Length (m)	Film (μ m)	Temp Limits ($^{\circ}$ C)	7890/6890		
				7 in Cage	5 in Cage	LTM II Module
0.25	30	0.25	50 to 230/250	112-2532	112-2532E	112-2532LTM
	60	0.25	50 to 230/250	112-2562		
0.32	30	0.25	50 to 230/250	113-2532	113-2532E	

HP-Chiral β

- β -cyclodextrin in (35%-phenyl)-methylpolysiloxane
- Chiral separations without chiral-specific derivatization
- Phenyl-based polymer provides low bleed and does not interfere with nitrogen-specific detectors
- Available in two concentrations of β -cyclodextrin: 10% and 20%
- 20% β -cyclodextrin best choice for initial screening

Similar Phases: LIPODEX C, Rt- β DEXm, β -DEX 110, β -DEX 120

HP-Chiral β

ID (mm)	Length (m)	Film (μ m)	Temp Limits ($^{\circ}$ C)	7 in Cage	5 in Cage
HP-Chiral 10β					
0.25	30	0.25	30 to 240/250	19091G-B133	
HP-Chiral 20β					
0.25	30	0.25	30 to 240/250	19091G-B233	19091G-B233E
0.32	30	0.25	30 to 240/250	19091G-B213	

CP-Chirasil Val

- Designed for separations of optically active compounds including amino acids
- Both antipode phases are available (D and L) for maximum versatility
- Stabilized chiral phase, over 50% cross-linked for longevity
- Tested for separation of amino acid enantiomers
- Low bleed

Note: On Chirasil-L Val, D-amino acids elute before the L-amino acids, while on Chirasil-D-Val, this elution order is reversed. This is especially valuable when determining the optical purity of these compounds. Selecting the column from which the minor compound elutes before the major enantiomers results in the lowest detection levels.

CP-Chirasil Val

Description	ID (mm)	Length (m)	Film (μm)	Temp Limits ($^{\circ}\text{C}$)	7 in Cage	5 in Cage
Antipode D	0.25	25	0.08	200/200	CP7494	
Antipode L	0.25	25	0.12	200/200	CP7495	CP749515

CP-Chirasil-Dex CB

- Cyclodextrin bonded to dimethylpolysiloxane for homogeneous enantioselectivity throughout the column
- High resolution factor between isomers across a broad application range
- Chemically bonded phase for excellent longevity
- No need for derivatization improved productivity
- Low elution temperature of polar compounds
- Suitable for all injection techniques

Similar Phases: LIPODEX C, Rt- β DEXm, β -DEX 110, β -DEX 120

CP-Chirasil-Dex CB

ID (mm)	Length (m)	Film (μm)	Temp Limits ($^{\circ}\text{C}$)	7 in Cage	5 in Cage
0.25	25	0.25	200/200	CP7502	CP750215
0.32	25	0.25	200/200	CP7503	

CP-Cyclodextrin- β -2,3,6-M-19

- Unique selectivity for optical and positional isomer separations
- High efficiency enables wide range of applications
- Separates o-, m-, and p-xylenes
- Excellent peak shape for underivatized polar compounds

CP-Cyclodextrin- β -2,3,6-M-19

ID (mm)	Length (m)	Film (μm)	Temp Limits ($^{\circ}\text{C}$)	7 in Cage	5 in Cage
0.25	25	0.25	225/250	CP7500	CP750015
	50	0.25	225/250	CP7501	

TIPS & TOOLS

Agilent CrossLab GC supplies, including CrossLab Ultra Inert liners, perform seamlessly with a variety of instruments regardless of make or model, including Varian (now Bruker), PerkinElmer, Shimadzu, and Thermo Scientific GC systems. Learn more at www.agilent.com/chem/CrossLab



TIPS & TOOLS

Tips and tricks for making better connections...

- It's important to use ferrules and nuts appropriate for your application, so graphite/polyimide ferrules and Agilent Self Tightening column nuts for oxygen detectors, or UltiMetal Plus Flexible Metal ferrules for ultimate flow path inertness
- Never over tighten fittings to avoid soft ferrules extruding into the fitting, contaminating or creating active sites in the flow path
- Install column at the correct and consistent height, critical for accurate and reproducible results
- Reduce and eliminate leaks at the MS interface with the Agilent Self Tightening column nuts that give you a tight connection without expensive upgrades or adaptors



Watch the animation that shows how to make better column connections in a GC or GC/MS, at www.agilent.com/chem/mbcvideo



Life Sciences Columns

The life sciences offer some difficult challenges to capillary GC chromatographers. These include complex sample matrixes, the necessity for low level detection and the chemically active characteristics of many of the samples. In response to this, Agilent offers a line of columns which are designed specifically for drugs of abuse testing.

DB-ALC1 and DB-ALC2

- Reliable blood alcohol analysis
- Optimized primary and confirmation column pair for US blood alcohol analysis
- DB-ALC1 and DB-ALC2 columns are regularly used in sets. Connect them together easily with an Agilent Ultra Inert, universal press fit Y-splitter (5190-6980), or an UltiMetal Plus deactivated CFT un-purged splitter (G3184-60065)
- Faster GC run times
- Improved resolution of key ethanol/acetone peaks
- Available in 0.32 and 0.53 mm id
- Bonded and cross-linked

Similar Phases: Rtx-BAC1, Rtx-BAC2, ZB-BAC-1, ZB-BAC-2

DB-ALC1 and DB-ALC2

ID (mm)	Length (m)	Film (µm)	Temp Limits (°C)	7890/6890		
				7 in Cage	5 in Cage	LTM II Module
DB-ALC1						
0.32	30	1.80	20 to 260/280	123-9134		123-9134LTM
0.53	30	3.00	20 to 260/280	125-9134	125-9134E	
DB-ALC2						
0.32	30	1.20	20 to 260/280	123-9234	123-9234E	
0.53	30	2.00	20 to 260/280	125-9234		

VF-DA

- Engineered for drugs of abuse confirmation testing
- High recovery for trace level analysis and excellent resistance to direct methanol injections
- Ultra low bleed

VF-DA

ID (mm)	Length (m)	Film (μm)	Temp Limits ($^{\circ}\text{C}$)	7 in Cage
0.20	12	Optimized	-60 to 325/350	CP8964

DB-5ms EVDX

- Specially configured and tested for drugs of abuse confirmation
- Drug test mix included: caffeine, glutethimide, lidocaine, phenobarbital, EDDP, methaqualone, methadone, cocaine, desipramine, carbamazepine
- DB-5ms EVDX is equivalent to (5%-phenyl)-methylpolysiloxane
- Consistent retention and peak shape
- Low bleed for GC/MS analysis
- Bonded and cross-linked
- Solvent rinsable

DB-5ms EVDX

ID (mm)	Length (m)	Film (μm)	Temp Limits ($^{\circ}\text{C}$)	7 in Cage
0.20	25	0.33	-60 to 325/350	128-8522

DB-Select 624 UI for <467>

- Engineered to optimize pharmaceutical residual solvents analysis per USP Method <467>
- Ultra inertness and low bleed
- Resolution of USP regulated critical pairs, also separates benzene and 1,2-dichloroethane
- Identical selectivity to the popular VF-624 ms – upgrade with no changes in method
- UI testing ensures premium performance column to column

DB-Select 624 UI for <467>

ID (mm)	Length (m)	Film (µm)	Temp Limits (°C)	7 in Cage
0.25	30	1.40	40 to 260/260	122-0334UI
	60	1.40	40 to 260/260	122-0364UI
0.32	30	1.80	40 to 260/260	123-0334UI
	60	1.80	40 to 260/260	123-0364UI
0.53	30	3.00	40 to 260/260	125-0334UI

HP-Fast Residual Solvent

- Equivalent to USP Phase G43
- Thinner film reduces run time by 2.5 times and increases Minimum Detection Limit (MDL) by 2 times compared to standard film thickness used for this method
- Bonded and cross-linked

Similar Phases: PE-624, 007-624, 007-502, ZB-624

HP-Fast Residual Solvent

ID (mm)	Length (m)	Film (µm)	Temp Limits (°C)	7 in Cage	5 in Cage	7890/6890 LTM II Module
0.53	30	1.00	-20 to 260	19095V-420	19095V-420E	19095V-420LTM

Metal Columns

DB-ProSteel and UltiMetal columns are engineered to combine the robustness of stainless steel with advanced surface deactivation for excellent peak shape.

- Configured for high temperature analyses such as simulated distillation
- Wide variety of stationary phases and configurations available
- Ideal for portable and process GC applications
- Superior replacement for MXT/Silcosteel columns

Metal Columns

Phase	ID (mm)	Length (m)	Film (µm)	7 in Cage	5 in Cage	
Simulated distillation/high temperature						
DB-HT Sim Dis	0.53	5	0.10	145-1009		
			0.15	145-1001		
DB-PS2887	0.53	10	3.00	145-2814		
CP-SimDist UltiMetal	0.53	5	0.09	CP7569	CP7569I5	
			0.17	CP7532	CP7532I5	
			0.88	CP7570		
			2.65	CP7571		
		10	0.06	CP6540		
			0.17	CP7542		
			0.53	CP7592		
			0.88	CP7512		
			1.20	CP7562		
			2.65	CP7582		
			5.00	CP7572		
			20	0.11	CP7593	
			25	0.06	CP6550	
			VF-5ht UltiMetal	0.25	15	0.10
0.32	CP9094	CP9094I5				
30	0.10	CP9092				
	0.32	CP9096				

(Continued)

Metal Columns

Phase	ID (mm)	Length (m)	Film (µm)	7 in Cage	5 in Cage	
Simulated distillation/high temperature						
VF-5ht UltiMetal with retention gap UltiMetal	0.25	15	0.10	CP9091		
	0.32	15	0.10	CP9095		
	0.25	30	0.10	CP9093		
	0.32	30	0.10	CP9097		
Standard phases and PEG						
DB-PS1	0.53	15	0.15	145-1011		
		30	1.50	145-1032		
CP-Sil 5 CB	0.53	10	2.00	CP7150		
			5.00	CP6666		
			25	0.50	CP7135	
		25	1.00	CP7130		
			2.00	CP7160		
			5.00	CP6670		
			50	1.00	CP7140	
		50	2.00	CP7170		
			5.00	CP6671		
			DB-HT Sim Dis	0.53	5	0.10
0.15	145-1001					
DB-PS2887	0.53	10	3.00	145-2814		
CP-SimDist UltiMetal, 6/pk	0.53	5	0.09	CP67569		
CP-SimDist UltiMetal	0.53	5	0.09	CP7569		
			0.17	CP7532		
			0.88	CP7570		
			2.65	CP7571		
			10	0.06	CP6540	
				0.17	CP7542	
				0.53	CP7592	
				0.88	CP7512	
				1.20	CP7562	
				2.65	CP7582	
				5.00	CP7572	
			20	0.11	CP7593	
			25	0.06	CP6550	

(Continued)



Metal Columns

Phase	ID (mm)	Length (m)	Film (μm)	7 in Cage	5 in Cage
Standard phases and PEG					
CP-Sil 8 CB UltiMetal	0.53	25	5.00	CP6680	
		50	0.50	CP7196	
					CP6681
CP-Sil 13 CB UltiMetal	0.53	25	1.00	CP7141	
DB-PSWAX	0.53	30	1.00	145-7032	
CP-Wax 52 CB UltiMetal	0.53	10	1.00	CP7148	
		25	2.00	CP7178	
		50	1.00	CP7168	
			2.00	CP7179	
PLOT columns					
PoraPLOT Q UltiMetal	0.53	10	20.00	CP6953	
		25	20.00	CP6954	
CP-Al ₂ O ₃ /KCl UltiMetal	0.53	50	10.00	CP6918	
CP-Al ₂ O ₃ /Na ₂ SO ₄ UltiMetal	0.53	50	10.00	CP6968	
CP-Molsieve 5Å UltiMetal	0.53	10	50.00	CP6937	
		25	50.00	CP6938	CP693815
Select application columns					
DB-PS624	0.53	30	3.00	145-1334	
CP-Sil PAH CB UltiMetal	0.25	25	0.12	CP7440	
CP-TAP CB	0.25	25	0.10	CP7463	
Select Biodiesel	0.32	10	0.10	CP9076	
With retention gap		15	0.10	CP9078	
Select Biodiesel	0.32	10	0.10	CP9077	
		15	0.10	CP9079	



Column shown with EZ-GRIP


PLOT Columns

PLOT columns are ideal for separating compounds that are gases at room temperatures. Agilent Technologies offers a comprehensive line of PLOT columns for analysis of fixed gases, low molecular weight hydrocarbon isomers, volatile polar compounds and reactive analytes such as sulfur gases, amines and hydrides. Our PLOT phases are offered in dimensions from 0.25 to 0.53 mm id, allowing for easy column selection for various detector and system requirements. For GC/MS systems, we offer several small diameter columns with truly bonded and immobilized stationary phases, eliminating potential detector fouling due to particle generation.

PLOT PT

Agilent J&W PLOT PT columns are engineered to improve lab operations. Unlike current techniques used to prevent PLOT stationary phase particles from shedding downstream, the integral particle traps of the PLOT PT columns remove the aggravation of connecting separate traps. Operation is more convenient and there is no risk from leaks. The integrated particle-trapping technology on both ends of PLOT PT GC columns reduces downtime. What's more, with PLOT PT you can now use GC/MS for detailed, qualitative and quantitative analysis and due to the dual ended particle traps the PLOT PT columns can also be used for backflush applications. No other PLOT column offers this level of worry-free operation for your GC or GC/MS system.

Agilent J&W PLOT PT columns are available in porous polymers Q and U, Aluminum oxide and Molesieve stationary phases.



PLOT PT – with integrated particle traps

Phase	ID (mm)	Length (m)	Film (µm)	Temp Limits (°C)	Part No.
PoraBOND Q PT	0.25	10	3.00	-100 to 300/300	CP7348PT
PoraBOND Q PT	0.32	25	5.00	-100 to 300/300	CP7351PT
PoraBOND Q PT	0.32	50	5.00	-100 to 300/300	CP7352PT
PoraBOND Q PT	0.53	10	10.00	-100 to 300/300	CP7353PT
PoraBOND Q PT	0.53	25	10.00	-100 to 300/300	CP7354PT
PoraPLOT Q PT	0.32	10	10.00	-100 to 250/250	CP7550PT
PoraPLOT Q PT	0.32	25	10.00	-100 to 250/250	CP7551PT
PoraPLOT Q PT	0.53	25	20.00	-100 to 250/250	CP7554PT
PoraPLOT Q-HT PT	0.32	5	10.00	-100 to 290/290	CP7557PT
HP-PLOT Q PT	0.32	15	20.00	-60 to 270/290	19091P-Q03PT
HP-PLOT Q PT	0.32	30	20.00	-60 to 270/290	19091P-Q04PT
HP-PLOT Q PT	0.53	15	40.00	-60 to 270/290	19095P-Q03PT
HP-PLOT Q PT	0.53	30	40.00	-60 to 270/290	19095P-Q04PT
GS-Q PT	0.53	30		-60 to 250	115-3432PT
PoraPLOT U PT	0.53	25	20.00	-100 to 190/190	CP7584PT
HP-PLOT U PT	0.53	30	20.00	-60 to 190	19095P-U04PT
HP-PLOT Al ₂ O ₃ KCl PT	0.32	50	8.00	-60 to 200	19091P-K15PT
HP-PLOT Al ₂ O ₃ KCl PT	0.53	30	15.00	-60 to 200	19095P-K23PT
HP-PLOT Al ₂ O ₃ KCl PT	0.53	50	15.00	-60 to 200	19095P-K25PT
PoraPLOT U PT	0.53	25	20.00	-100 to 190/190	CP7584PT
CP-Al ₂ O ₃ /KCl PT	0.32	50	5.00	-100 to 200/200	CP7515PT
CP-Al ₂ O ₃ /KCl PT	0.53	25	10.00	-100 to 200/200	CP7517PT
CP-Al ₂ O ₃ /KCl PT	0.53	50	10.00	-100 to 200/200	CP7518PT
CP-Al ₂ O ₃ /Na ₂ SO ₄ PT	0.32	50	5.00	-100 to 200/200	CP7565PT
CP-Al ₂ O ₃ /Na ₂ SO ₄ PT	0.53	50	10.00	-100 to 200/200	CP7568PT
HP-PLOT Al ₂ O ₃ S PT	0.32	25	8.00	-60 to 200	19091P-S12PT
HP-PLOT Al ₂ O ₃ S PT	0.32	50	8.00	-60 to 200	19091P-S15PT
HP-PLOT Al ₂ O ₃ S PT	0.53	30	15.00	-60 to 200	19095P-S23PT
HP-PLOT Al ₂ O ₃ S PT	0.53	50	15.00	-60 to 200	19095P-S25PT
GS-Alumina PT	0.53	30		-60 to 200	115-3532PT
GS-Alumina PT	0.53	50		-60 to 200	115-3552PT
HP-PLOT Al ₂ O ₃ M PT	0.53	50	15.00	-60 to 200	19095P-M25PT
CP-Molsieve 5A PT	0.32	30	10.00	-200 to 300	CP7534PT
CP-Molsieve 5A PT	0.32	25	30.00	-200 to 300	CP7536PT
CP-Molsieve 5A PT	0.53	25	50.00	-200 to 300	CP7538PT
CP-Molsieve 5A PT	0.53	50	50.00	-200 to 300	CP7539PT

PoraBOND Q

- Bonded PLOT column for more reliable results for analysis of volatile solvents and hydrocarbons
- Extended analysis offers broad application range
- 300/320 °C temperature limits
- Engineered for high stability, withstands repeated water injections
- Proprietary manufacturing technique results in very pure porous polymer with virtually no catalytic activity, allowing operation to 320 °C without decomposition
- Bonding technology results in greatly reduced particle shedding, reduces the needs for particle traps

Similar Phases: Rt-Q BOND, Rt-QPLOT, SupelQ PLOT

PoraBOND Q

ID (mm)	Length (m)	Film (µm)	Temp Limits (°C)	7 in Cage	5 in Cage	PLOT PT
0.25	10	3.00	-100 to 300/300	CP7347		CP7348PT
	25	3.00	-100 to 300/320	CP7348		
0.32	10	5.00	-100 to 300/320	CP7350	CP7350I5	
	25	5.00	-100 to 300/320	CP7351	CP7351I5	CP7351PT
	50	5.00	-100 to 300/320	CP7352	CP7352I5	CP7352PT
0.53	10	10.00	-100 to 300/320	CP7353	CP7353I5	CP7353PT
	25	10.00	-100 to 300/320	CP7354	CP7354I5	CP7354PT
	50	10.00	-100 to 300/320	CP7355		

PoraBOND U

- Highly stable polar-bonded porous polymer with maximum operating temperature of 300 °C
- Reduced bleed for low detection limits and fast stabilization time
- Bonded PLOT column for excellent longevity
- Ideal for use with method that pressure programs or valve switching

Similar Phases: Rt-U-BOND

PoraBOND U

ID (mm)	Length (m)	Film (µm)	Temp Limits (°C)	7 in Cage
0.32	25	7.00	-100 to 300/300	CP7381



PoraPLOT Q and PoraPLOT Q-HT

- Recommended for column switching systems that analyze a broad range of polar and apolar volatile compounds
- Water elutes as a sharp peak enabling quantitation
- Retention of target compounds is not influenced by water in the sample
- Long term stability provides repeatable retention times
- Available in fused silica and UltiMetal

Similar Phases: Rt-Q BOND, Rt-QPLOT, SupelQ PLOT

PoraPLOT Q

ID (mm)	Length (m)	Film (µm)	Temp Limits (°C)	7 in Cage	5 in Cage	PLOT PT
0.25	10	8.00	-100 to 250/250	CP7548		
	25	8.00	-100 to 250/250	CP7549		
0.32	10	10.00	-100 to 250/250	CP7550	CP7550I5	CP7550PT
	25	10.00	-100 to 250/250	CP7551	CP7551I5	CP7551PT
	50	10.00	-100 to 250/250	CP7552		
0.53	10	20.00	-100 to 250/250	CP7553		
	25	20.00	-100 to 250/250	CP7554	CP7554I5	CP7554PT
	50	20.00	-100 to 250/250	CP7555		

PoraPLOT Q UltiMetal

ID (mm)	Length (m)	Film (µm)	Temp Limits (°C)	7 in Cage
0.53	10	20.00	-100 to 250/250	CP6953
	25	20.00	-100 to 250/250	CP6954

PoraPLOT Q-HT

ID (mm)	Length (m)	Film (µm)	Temp Limits (°C)	7 in Cage	PLOT PT
0.32	10	10.00	-100 to 290/290	CP7556	
	25	10.00	-100 to 290/290	CP7557	CP7557PT
0.53	10	20.00	-100 to 290/290	CP7558	
	25	20.00	-100 to 290/290	CP7559	

HP-PLOT Q

- Bonded polystyrene-divinylbenzene based column
- Polarity between Porapak-Q and Porapak-N
- Excellent column for C₁-C₃ isomers and alkanes to C₁₂, CO₂, methane, air/CO, oxygenated compounds, sulfur compounds and solvents
- Replaces packed gas-solid columns
- Separates ethane, ethylene and ethyne (acetylene)
- Improved resolution in less time than conventional packed columns
- Minimal conditioning time required – 1 hour
- Preferred "Q" column due to its robust nature



Similar Phases: Rt-QPLOT, SupelQ PLOT

HP-PLOT Q

ID (mm)	Length (m)	Film (μm)	Temp Limits (°C)	7 in Cage	5 in Cage	7890/6890	
						LTM II Module	PLOT PT
0.32	15	20.00	-60 to 270/290	19091P-Q03		19091P-Q03LTM	19091P-Q03PT
	30	20.00	-60 to 270/290	19091P-Q04	19091P-Q04E	19091P-Q04LTM	19091P-Q04PT
0.53	15	40.00	-60 to 270/290	19095P-Q03	19095P-Q03E	19095P-Q03LTM	19095P-Q03PT
	30	40.00	-60 to 270/290	19095P-Q04	19095P-Q04E	19095P-Q04LTM	19095P-Q04PT

GS-Q

- Porous divinylbenzene homopolymer
- Polarity between Porapak-Q and Porapak-N
- Separates ethane, ethylene and ethyne (acetylene)
- Not recommended for quantification of polar compounds
- Minimal conditioning time required – 1 hour

Similar Phases: Rt-QPLOT, SupelQ PLOT

GS-Q

ID (mm)	Length (m)	Temp Limits (°C)	7 in Cage	5 in Cage	PLOT PT	7890/6890
						LTM II Module
0.32	30	-60 to 250	113-3432	113-3432E		113-3432LTM
0.53	10	-60 to 250	115-34H2			
	15	-60 to 250	115-3412			
	25	-60 to 250	115-3422			
	30	-60 to 250	115-3432	115-3432E	115-3432PT	



TIPS & TOOLS

View the latest GC column focused applications, products and educational resources at www.agilent.com/chem/myGCcolumns

PoraPLOT U and PoraPLOT S

- The most polar porous polymer PLOT column ideal for halogenated compounds, C₁-C₆ hydrocarbons, ketones and solvents
- Excellent peak shape of polar and non-polar volatiles
- Water has no effect on retention times and elutes as a sharp quantifiable peak
- Reliable retention time repeatability

PoraPLOT U

Similar Phases: Rt-U-BOND

PoraPLOT U

ID (mm)	Length (m)	Film (µm)	Temp Limits (°C)	7 in Cage	PLOT PT
0.25	25	8.00	-100 to 190/190	CP7579	
0.32	10	10.00	-100 to 190/190	CP7580	
	25	10.00	-100 to 190/190	CP7581	
0.53	10	20.00	-100 to 190/190	CP7583	
	25	20.00	-100 to 190/190	CP7584	CP7584PT

PoraPLOT S

- Divinylbenzene/vinylpyridine polymer for hydrocarbons and ketones
- Ideal for the analysis of medium polarity volatile including hydrocarbons and ketones
- Higher temperature limit than PoraPLOT U

Similar Phases: Rt-S-BOND, MXT-SBOND

PoraPLOT S

ID (mm)	Length (m)	Film (µm)	Temp Limits (°C)	7 in Cage
0.53	25	20.00	-100 to 250/250	CP7574

HP-PLOT U

- Bonded divinylbenzene/ethylene glycol dimethacrylate
- More polar than HP-PLOT Q
- Excellent column for C₁-C₇ hydrocarbons, CO₂, methane, air/CO, water, oxygenates, amines, solvents, alcohols, ketones, and aldehydes
- Improved resolution in less time than conventional packed columns

Similar Phases: RTU PLOT

HP-PLOT U

ID (mm)	Length (m)	Film (μm)	Temp Limits (°C)	7 in Cage	5 in Cage	PLOT PT	7890/6890
							LTM II Module
0.32	30	10.00	-60 to 190	19091P-U04	19091P-U04E		19091P-U04LTM
0.53	15	20.00	-60 to 190	19095P-U03			
	30	20.00	-60 to 190	19095P-U04	19095P-U04E	19095P-U04PT	19095P-U04LTM

HP-PLOT Al₂O₃ KCl

- Least "polar" alumina phase
- Aluminum oxide deactivated with KCl
- Standard column choice for light hydrocarbon analysis – C₁-C₈ hydrocarbon isomers
- Low retention of olefins relative to comparable paraffin
- Excellent for quantitation of dienes, especially propadiene and butadiene from ethylene and propylene streams
- Recommended phase for many ASTM methods
- Preferred KCl deactivated alumina

Similar Phases: Rt-Alumina PLOT, Alumina PLOT, Al₂O₃/KCl, AB-PLOT Al₂O₃ KCl, AT-Alumina

HP-PLOT Al₂O₃ KCl

ID (mm)	Length (m)	Film (μm)	Temp Limits (°C)	7 in Cage	5 in Cage	PLOT PT	7890/6890
							LTM II Module
0.25	30	5.00	-60 to 200	19091P-K33			19091P-K33LTM
0.32	50	8.00	-60 to 200	19091P-K15	19091P-K15E	19091P-K15PT	
0.53	30	15.00	-60 to 200	19095P-K23		19095P-K23PT	19095P-K23LTM
	50	15.00	-60 to 200	19095P-K25	19095P-K25E	19095P-K25PT	

GS-Alumina KCl

- Least "polar" alumina phase
- Aluminum oxide deactivated with KCl
- Good choice for light hydrocarbon analysis
- Good resolution of propadiene and butadiene from ethylene and propylene streams

Similar Phases: $\text{Al}_2\text{O}_3/\text{KCl}$, $\text{Al}_2\text{O}_3/\text{Na}_2\text{SO}_4$, Rt-Alumina PLOT, Alumina PLOT, AB-PLOT Al_2O_3 KCl, AT-Alumina

GS-Alumina KCl

ID (mm)	Length (m)	Temp Limits (°C)	7 in Cage	5 in Cage	PLOT PT
0.53	30	-60 to 200	115-3332		
	50	-60 to 200	115-3352	115-3352E	115-3352PT

CP-Al₂O₃/KCl and CP-Al₂O₃/Na₂SO₄

- Aluminum oxide PLOT columns offer high selectivity for separating ppm levels of C₁-C₅ hydrocarbons in process streams
- High capacity thick films
- No need for sub-ambient cooling
- Choice of two selectivities covers a broad range of applications
- Available in fused silica and UltiMetal

Note: The KCl deactivation salt results in a relatively apolar Al₂O₃ surface while the Na₂SO₄ deactivation provides a polar surface. Unsaturated compounds such as ethylene and acetylene (ethyne) are retained longer.

Selectivity Through KCl or Na₂SO₄ Deactivation

Note: Aluminum oxide PLOT columns are deactivated using KCl or Na₂SO₄ treatments which provide a reproducible and stable deactivation up to 200 °C. The KCl salt deactivation results in a relatively apolar Al₂O₃ surface, while the Na₂SO₄ deactivation provides a polar surface. Unsaturated compounds such as ethylene and acetylene (ethyne) are retained longer.

Similar Phases: Al₂O₃/KCl, Rt-Alumina PLOT, Alumina PLOT, RT-Alumina BOND/KCl, Alumina chloride PLOT, AB-PLOT Al₂O₃ KCl

CP-Al₂O₃/KCl

ID (mm)	Length (m)	Film (µm)	Temp Limits (°C)	7 in Cage	5 in Cage	PLOT PT
0.25	25	4.00	-100 to 200/200	CP7576		
	50	4.00	-100 to 200/200	CP7577		
0.32	10	5.00	-100 to 200/200	CP7511		
	25	5.00	-100 to 200/200	CP7519		
	50	5.00	-100 to 200/200	CP7515	CP7515I5	CP7515PT
0.53	25	10.00	-100 to 200/200	CP7517		CP7517PT
	50	10.00	-100 to 200/200	CP7518		CP7518PT

CP-Al₂O₃/KCl UltiMetal

ID (mm)	Length (m)	Film (μm)	Temp Limits (°C)	7 in Cage
0.53	50	10.00	-100 to 200/200	CP6918

Similar Phases: Al₂O₃/Na₂SO₄, Rt-Alumina PLOT, Alumina PLOT, Rt-Alumina BOND/Na₂SO₄, MXT-AluminaBOND/Na₂SO₄, Alumina sulfate PLOT

CP-Al₂O₃/Na₂SO₄

ID (mm)	Length (m)	Film (μm)	Temp Limits (°C)	7 in Cage	5 in Cage	PLOT PT
0.25	25	4.00	-100 to 200/200	CP7586		
	50	4.00	-100 to 200/200	CP7587		
0.32	50	5.00	-100 to 200/200	CP7565	CP7565I5	CP7565PT
0.53	25	10.00	-100 to 200/200	CP7567		
	50	10.00	-100 to 200/200	CP7568		CP7568PT

CP-Al₂O₃/Na₂SO₄ UltiMetal

ID (mm)	Length (m)	Film (μm)	Temp Limits (°C)	7 in Cage
0.53	50	10.00	-100 to 200/200	CP6968

HP-PLOT Al₂O₃ S

- Middle range of "polarity" for alumina phases
- Aluminum oxide deactivated with sodium sulfate
- Excellent general use column for light hydrocarbon analysis – C₁-C₈ hydrocarbon isomers
- Best for resolving acetylene from butane and propylene from isobutane

Similar Phases: Al₂O₃/Na₂SO₄, Rt-Alumina PLOT, Alumina PLOT, Rt-Alumina BOND/Na₂SO₄, MXT-AluminaBOND/Na₂SO₄, Alumina sulfate PLOT, AT-Alumina

HP-PLOT Al₂O₃ S

ID (mm)	Length (m)	Film (µm)	Temp Limits (°C)	7 in Cage	5 in Cage	PLOT PT	7890/6890 LTM II Module
0.25	30	5.00	-60 to 200	19091P-S33			
0.32	25	8.00	-60 to 200	19091P-S12		19091P-S12PT	19091P-S12LTM
	50	8.00	-60 to 200	19091P-S15	19091P-S15E	19091P-S15PT	
0.53	15	15.00	-60 to 200	19095P-S21			
	30	15.00	-60 to 200	19095P-S23		19095P-S23PT	
	50	15.00	-60 to 200	19095P-S25	19095P-S25E	19095P-S25PT	



GS-Alumina

- Most "polar" alumina phase
- Aluminum oxide with proprietary deactivation
- Excellent general use column for light hydrocarbon analysis – C₁-C₈ hydrocarbon isomers
- Separates C₁-C₄ saturated and unsaturated hydrocarbons
- Best for resolving cyclopropane from propylene
- Faster, more efficient, and provides more sensitivity than packed equivalents
- Minimal conditioning time required
- Preferred substitution for sodium sulfate deactivated Alumina because of its regenerative nature



Note: Alumina columns have a tendency to adsorb water and CO₂ which, over time, results in changes in retention time. We use an advanced, proprietary deactivation process which allows for rapid regeneration. Fully water saturated GS-Alumina columns regenerate in 7 hours or less at 200 °C.

Similar Phases: Al₂O₃/KCl, Al₂O₃/Na₂SO₄, Rt-Alumina PLOT, Alumina PLOT, AB-PLOT Al₂O₃ KCl, AT-Alumina

GS-Alumina

ID (mm)	Length (m)	Temp Limits (°C)	7 in Cage	PLOT PT
0.53	30	-60 to 200	115-3532	115-3532PT
	50	-60 to 200	115-3552	115-3552PT

HP-PLOT Al₂O₃ M

- Most "polar" alumina phase (similar to GS-Alumina)
- Aluminum oxide deactivated with proprietary deactivation
- Good general use column for light hydrocarbon analysis – C₁-C₈ hydrocarbon isomers
- Good for resolving acetylene from butane and propylene from isobutane

Similar Phases: AB-PLOT Al₂O₃ M, BGB-PLOT Al₂O₃ M, AT-Alumina

HP-PLOT Al₂O₃ M

ID						
(mm)	Length (m)	Film (µm)	Temp Limits (°C)	7 in Cage	5 in Cage	PLOT PT
0.32	50	8.00	-60 to 200	19091P-M15	19091P-M15E	
0.53	30	15.00	-60 to 200	19095P-M23		
	50	15.00	-60 to 200	19095P-M25		19095P-M25PT

GS-GasPro

- Unique bonded silica PLOT column technology
- Excellent choice for light hydrocarbons and sulfur gases
- Retention stability not affected by water
- Separates CO and CO₂ on a single column
- Ideal PLOT column for GC/MS – no particles

Similar Phases: CP-Silica PLOT

GS-GasPro

ID (mm)	Length (m)	Temp Limits (°C)	7 in Cage
0.32	5	-80 to 260/300	113-4302
	15	-80 to 260/300	113-4312
	30	-80 to 260/300	113-4332
	60	-80 to 260/300	113-4362

CP-SilicaPLOT

- No influence of water on retention times
- Elution of CO₂ and sulfur gases at ppm levels
- Separates cyclopropane from propylene
- Ideal for a wide range of applications such as COS in ethylene, freons, hydrocarbons, propylene and sulfur compounds
- High selectivity for C₁-C₄ isomers in the presence of water
- No negative influence on retention or peak shape when water is present in the sample
- Inert surface preparation results in no decomposition pentadienes or freons

Similar Phases: GS-GasPro

CP-SilicaPLOT

ID (mm)	Length (m)	Film (µm)	Temp Limits (°C)	7 in Cage	5 in Cage
0.25	30	3.00	-80 to 225/225	CP8564	
0.32	15	4.00	-80 to 225/225	CP8566	
	30	4.00	-80 to 225/225	CP8567	
	60	4.00	-80 to 225/225	CP8568	
0.53	30	6.00	-80 to 225/225	CP8570	CP8570I5
	60	6.00	-80 to 225/225	CP8571	

TIPS & TOOLS

Ensure a lifetime of peak performance and maximum productivity with Agilent's comprehensive GC supplies portfolio. Learn more at www.agilent.com/chem/GCsupplies



CarboBOND and CarboPLOT P7

- Single column solution for ASTM D2505 for higher productivity
- Stable and robust for high repeatability of results
- Available in bonded and PLOT versions for improved versatility and enhanced productivity

CarboBOND

CarboBOND

ID (mm)	Length (m)	Film (μm)	Temp Limits ($^{\circ}\text{C}$)	7 in Cage
0.53	25	5.00	-100 to 200/300	CP7371
		10.00	-100 to 200/300	CP7374
	50	5.00	-100 to 200/300	CP7372
		10.00	-100 to 200/300	CP7375

CarboPLOT P7

CarboPLOT P7

ID (mm)	Length (m)	Film (μm)	Temp Limits ($^{\circ}\text{C}$)	7 in Cage
0.53	10	25.00	-200 to 115/115	CP7513
	25	25.00	-200 to 115/115	CP7514

GS-CarbonPLOT

- High stability, bonded carbon layer stationary phase
- Unique selectivity for inorganic and organic gases
- Extended temperature limit of 360 °C
- Ideal for GC/MS – no particle generation
- Retention stability not affected by water

Similar Phases: Carbopack, CLOT, Carboxen-1006 PLOT

GS-CarbonPLOT

ID (mm)	Length (m)	Film (µm)	Temp Limits (°C)	7 in Cage	7890/6890
					LTM II Module
0.32	15	1.50	0 to 360	113-3112	
	30	1.50	0 to 360	113-3132	
		3.00	0 to 360	113-3133	113-3133LTM
	60	1.50	0 to 360	113-3162	
0.53	15	3.00	0 to 360	115-3113	
	30	3.00	0 to 360	115-3133	115-3133LTM

HP-PLOT Molesieve

- A PLOT column for the analysis of permanent gases
- O₂, N₂, CO and CH₄ resolve in less than 5 min
- Durable molecular sieve 5Å coating minimizes baseline spiking and damage to multiport valves
- Select a thick film for Ar/O₂ separation without cryogenic cooling
- Select thin film HP-PLOT Molesieve columns for routine air monitoring applications
- Replaces GS-Molesieve

Note: Molecular sieve columns will absorb water, which, over time results in changes in retention time. We use an advanced, proprietary deactivation process which allows for rapid regeneration. Fully saturated HP-PLOT Molesieve columns regenerate in 7 hours or less at 200 °C.

Similar Phases: Rt-Msieve 5A, MXT-Msieve 5A

HP-PLOT Molesieve

ID (mm)	Length (m)	Film (µm)	Temp Limits (°C)	7 in Cage	5 in Cage	7890/6890 LTM II Module
0.32	15	25.00	-60 to 300	19091P-MS7		19091P-MS7LTM
		12.00	-60 to 300	19091P-MS4	19091P-MS4E	
	25.00	-60 to 300	19091P-MS8		19091P-MS8LTM	
0.53	15	25.00	-60 to 300	19095P-MS5		
		50.00	-60 to 300	19095P-MS9		
	30	25.00	-60 to 300	19095P-MS6	19095P-MS6E	
		50.00	-60 to 300	19095P-MS0	19095P-MS0E	19095P-MS0LTM

CP-Molsieve 5Å

- Separate argon and oxygen at ambient temperature to reduce costs
- High efficiency for increased productivity
- Symmetrical peaks for accurate results

Similar Phases: Rt-Msieve 5A, MXT-Msieve 5A, Mol Sieve 5A PLOT

CP-Molsieve 5Å

ID (mm)	Length (m)	Film (µm)	Temp Limits (°C)	7 in Cage	5 in Cage	PLOT PT*
0.25	25	30.00	-200 to 350/350	CP7533		
0.32	10	30.00	-200 to 350/350	CP7535	CP7535I5	
	25	30.00	-200 to 350/350	CP7536		CP7536PT
	30	10.00	-200 to 350/350	CP7534	CP7534I5	CP7534PT
	50	30.00	-200 to 350/350	CP7540	CP7540I5	
0.53	10	50.00	-200 to 350/350	CP7537		
	15	15.00	-200 to 350/350	CP7543		
	25	50.00	-200 to 350/350	CP7538	CP7538I5	CP7538PT
	30	15.00	-200 to 350/350	CP7544		
	50	50.00	-200 to 350/350	CP7539		CP7539PT

* CP-Molsieve 5Å PT columns have a lower operating temperature of 300 °C

CP-Molsieve 5Å UltiMetal

ID (mm)	Length (m)	Film (µm)	Temp Limits (°C)	7 in Cage	5 in Cage
0.53	10	50.00	-200 to 350/350	CP6937	
	25	50.00	-200 to 350/350	CP6938	CP6938I5

Particle Traps for use with PLOT Columns

Though highly stabilized, it is impossible to guarantee that no particles will dislodge from the column wall. When used in valve-switching applications, the use of a particle trap can prevent scarring of the column switching valve rotors and changes in flow restriction.

Agilent highly recommends using PLOT PT columns with integrated particle traps but for those analysts who prefer to install individual particle traps, a variety of fused silica and UltiMetal fused silica particle traps are available.

Particle Traps for use with PLOT Columns

ID (mm)	Length (m)	Part No.
0.32	2.5	5181-3351
0.53	2.5	5181-3352

Particle Traps for PoraPLOT Columns

ID (mm)	Length (m)	Material	Part No.
0.32	2.5	Fused Silica	CP4016
0.53	2.5	Fused Silica	CP4017
0.53	2.5	UltiMetal	CP4018*


*Includes CP-UltiMetal connector

Particle Trap Connectors for PoraPLOT Columns

ID (mm)	Material	Unit	Part No.
0.25/0.32	Fused Silica	10/pk	CP4788
0.53	Fused Silica	10/pk	CP4789
0.25	UltiMetal	5/pk	CP4795
0.53	UltiMetal	5/pk	CP4796

Columns with Non-Bonded Stationary Phases

Whenever possible, Agilent recommends the use of bonded and cross-linked polymers. Bonded polymers are more rugged, will have longer lifetimes and can be solvent rinsed. However, Agilent recognizes that some methods have been developed on non-bonded phases and therefore maintains these columns to support established methods.



HP-101

- 100% Dimethylpolysiloxane

Because HP-101 columns are not bonded or cross-linked, we do not recommend solvent rinsing.

HP-101

ID (mm)	Length (m)	Film (μm)	Temp Limits ($^{\circ}\text{C}$)	7 in Cage	5 in Cage
0.20	25	0.20	-60 to 280	19091Y-102	
0.32	25	0.30	-60 to 280	19091Y-012	19091Y-012E
	50	0.30	-60 to 280	19091Y-015	

HP-17

- 50% Phenyl and 50% methyl siloxane

Because HP-17 columns are not bonded or cross-linked, we do not recommend solvent rinsing.

HP-17

ID (mm)	Length (m)	Film (μm)	Temp Limits ($^{\circ}\text{C}$)	7 in Cage
0.53	10	2.00	25 to 260/280	19095L-121

CAM

- Base deactivated polyethylene glycol
- Specifically designed for amine analysis
- Excellent peak shape for primary amines
- Replaces HP-Basicwax

Because CAM columns are not bonded or cross-linked, we do not recommend solvent rinsing.

CAM

ID (mm)	Length (m)	Film (µm)	Temp Limits (°C)	7890/6890	
				7 in Cage	LTM II Module
0.25	15	0.25	60 to 220/240	112-2112	
	30	0.25	60 to 220/240	112-2132	
		0.50	60 to 220/240	112-2133	112-2133LTM
	60	0.25	60 to 220/240	112-2162	
0.32	30	0.25	60 to 220/240	113-2132	113-2132LTM
		0.50	60 to 220/240	113-2133	
0.53	30	1.00	60 to 200/220	115-2132	115-2132LTM

DX-1 and DX-4

- DX-1: 90% Dimethylpolysiloxane 10% polyethylene glycol
- DX-4: 15% Dimethylpolysiloxane 85% polyethylene glycol

Because DX series GC columns are not bonded and cross-linked, we do not recommend solvent rinsing.

DX-1

ID (mm)	Length (m)	Film (μm)	Temp Limits ($^{\circ}\text{C}$)	7 in Cage
0.32	30	1.00	50 to 250/270	123-6133

DX-4

ID (mm)	Length (m)	Film (μm)	Temp Limits ($^{\circ}\text{C}$)	7 in Cage
0.25	30	0.25	50 to 250/270	122-6432
	60	0.25	50 to 250/270	122-6462
0.32	15	0.25	50 to 250/270	123-6412
	30	0.25	50 to 250/270	123-6432

SE-30 and SE-54

- SE-30: 100% Dimethylpolysiloxane
- SE-54: (5%-Phenyl)(1%-vinyl)-methylpolysiloxane

Because SE series GC columns are not bonded or cross-linked, we do not recommend solvent rinsing.

SE-30

ID (mm)	Length (m)	Film (μm)	Temp Limits ($^{\circ}\text{C}$)	7 in Cage
0.32	30	0.25	0 to 325/350	113-3032

SE-54

ID (mm)	Length (m)	Film (μm)	Temp Limits ($^{\circ}\text{C}$)	7 in Cage
0.25	30	0.25	0 to 325/350	112-5432
	60	0.25	0 to 325/350	112-5462
0.32	30	0.25	0 to 325/350	113-5432

Guard Columns

- DuraGuard and EZ-Guard columns with "built-in" guard columns, no press-fit connectors
- Minimize front-end contamination and increase column lifetime
- Aid in focusing sample onto the front of the column for better peak shape
- Minimize MSD contamination originating from the column (when used as transfer line to the MS detector)

Guard columns (or retention gaps) are often added to the front of the analytical column to protect against contamination, or to act as a band-focusing device for liquid samples introduced by on-column and splitless injection techniques.

When resolution or response in a chromatogram diminishes, remove a coil from the guard column so that peak shapes will improve. By removing a coil, the column length is shortened and peaks will elute somewhat faster. For best results, check the integration time windows of your data system.



DuraGuard

DuraGuard

Phase	ID (mm)	Length (m)	Film (μm)	Guard Length (m)	Part No.
DB-1	0.25	30	0.25	10	122-1032G
DB-XLB	0.25	30	0.25	10	122-1232G
DB-5ms	0.25	30	0.25	10	122-5532G
			0.50	10	122-5536G
			1.00	10	122-5533G
	60	0.25	10	122-5562G	
	0.53	30	0.50	10	125-5537G
<i>DB-5.625</i>	<i>0.25</i>	<i>30</i>	<i>0.25</i>	<i>5</i>	<i>122-5631G5</i>
DB-1701	0.53	30	1.00	10	125-0732G
DB-624	0.53	30	3.00	5	125-1334G5

Agilent J&W High Efficiency GC columns are displayed using italicized descriptions and part numbers

TIPS & TOOLS

Column contamination from sample matrix components is the number one cause of column failure. Use Agilent DuraGuard GC columns with built-in guard if you do not want to use column connectors.





A special tab clearly distinguishes the EZ-Guard guard column section from the analytical column



EZ-Guard

EZ-Guard

Phase	ID (mm)	Length (m)	Film (μm)	Guard Length (m)	Part No.
VF-1ms	0.20	12	0.33	5	CP9023
			0.25	5	CP9010
			0.25	10	CP9011
VF-5ms	0.25	15	0.25	5	CP9021
			0.25	5	CP9012
			0.25	10	CP9013
			0.50	5	CP9014
			0.50	10	CP9015
			0.25	5	CP9016
VF-Xms	0.25	30	0.10	10	CP9022
			0.25	10	CP9019
VF-17ms	0.25	30	0.25	5	CP9024
			0.25	10	CP9025
VF-1701ms	0.25	30	0.25	5	CP9176
			0.25	10	CP9177
VF-35ms	0.25	30	0.25	5	CP9026
			0.25	10	CP9027

LTM Column Modules

Shorten analytical cycle times and boost your high speed gas chromatography capabilities

Agilent J&W LTM column modules combine a high quality fused silica capillary column with heating and temperature sensing components for a low thermal mass column assembly. The LTM column module contains a patented design which heats and cools the column very efficiently for significantly shorter analytical cycle times compared to conventional air-bath GC oven techniques, while simultaneously using less power.

Agilent offers LTM technology for our popular 7890 and 6890 Series GC systems, and the 5975T GC/MS.

For more information, visit www.agilent.com/chem/LTMcol



LTM II standard format with 5 in column toroid

Agilent J&W LTM II Low Thermal Mass Column Modules for 7890A/B Series GC Systems

Available in a wide variety of Wall Coated Open Tubular (WCOT) and select Porous Layer Open Tubular (PLOT) column configurations.

- The capacity to run up to four column modules simultaneously – with four different temperature programs – to maximize your productivity
- Rapid temperature programming rates for higher analysis speeds
- Faster cooling times – as low as one minute or less – to decrease idling and downtime
- Excellent retention time repeatability and performance – comparable to conventional GC

All LTM II column modules are packaged with:

- Two 1 m guard columns (one each for the inlet and detector) fused silica the same id as the analytical column
- Flexible Metal ferrules that fit the dimensions of the analytical and guard columns

TIPS & TOOLS

For information on Agilent UltiMetal Plus Flexible Metal ferrules, **turn to page 43.**



TIPS & TOOLS

When replacing LTM columns, be sure to turn off the instrument power to avoid damage to the column heater and temperature sensing circuitry.





LTM Solution for Ultra Sensitive THCA Application

Specially configured LTM II columns for high sensitivity THCA triple quadrupole GC/MS application, per application note 5990-7535EN.

- Accurate and robust method for detection of THCA metabolite in hair
- Fast analysis run time
- High sensitivity 0.01 pg/mg LOQ


LTM II Columns

Phase	Description	ID (mm)	Length (m)	Film (µm)	Part No.
DB-17ms	5 m DuraGuard and long legs	0.25	15	0.25	G3900-65001
DB-1ms	With long column legs	0.25	15	0.25	G3903-65002
DB-1	Transfer line	0.15	1	1.20	G3903-61004

TIPS & TOOLS



For more information on THCA detection, view this Application Note on-line: *Rapid, Robust and Sensitive Detection of 11-nor-Δ⁹-Tetrahydrocannabinol-9-Carboxylic Acid in Hair* (publication # 5990-7535EN), www.agilent.com/chem/library



LTM Solution for Fast Simulated Distillation, ASTM D7798-13 and ASTM D2887

Simulated distillation is the preferred method for characterizing boiling point distributions of petroleum fractions because it requires less labor than physical distillation. Simulated distillation determines quantitative mass yield (% off) based on the boiling points for the components in feedstocks and finished petroleum-based materials. Using these results, producers can make informed decisions about process optimization and efficiency. A standard simulated distillation run takes about 20 to 30 min. However, with LTM technology, this time can be reduced to 2.5 min, greatly increasing the analyst's productivity.

ASTM recently released a new method, ASTM D7798-13, for fast simulated distillation, and so Agilent developed the Fast Simulated Distillation Analyzer (G3445B#658) to address this new method. Note that this method is similar to ASTM D2887. The new method does not address high temperature simulated distillation or extended simulated distillation. For ASTM D7798-13, Agilent uses the standard 0.25 μm film column configuration (calibration mix C₅-C₄₄). For fast LTM analysis of ASTM D2887, with Agilent analyzer G3445B#653, the 0.5 μm film column is used (calibration mix C₅-C₄₀).

LTM II Columns


Phase	Description	ID (mm)	Length (m)	Film (μm)	Part No.
DB-Sim-Dist	LTM II	0.25	4	0.25	G3900-65004
DB-Sim-Dist	LTM II	0.25	4	0.50	G3900-65003

LTM II Transfer Line Module

The LTM II transfer line module provides the interface between the standard LTM II 5 in column module and the GC oven. The transfer line module has two heated tubes (transfer lines) through which the column leads pass from the LTM column module into the oven. These transfer lines are temperature programmable to prevent cold spots in the sample path between the GC oven and the LTM column assembly. Each LTM column module attaches to a transfer line module, and the resulting module assembly inserts into slots in the LTM oven door.

LTM II Transfer Line Module

Description	Part No.
LTM II transfer line module, 5 in	G3900-64016



Agilent J&W LTM Column Modules for Transportable 5975T GC/MSD Systems

This LTM column technology is designed specifically for Agilent 5975T GC/MS systems. These modules include an integrated 3 in LTM capillary column toroid assembly with heated transfer lines, cooling fan assembly and sheet metal enclosure. Replacement column toroid assemblies are also available.

Benefits of the LTM column modules include:


- Faster heating and cooling times – as low as one minute or less – for more rapid analytical cycle times
- Excellent retention time repeatability and performance comparable to conventional GC
- Less power consumption for longer in-field operation
- Integrated module design to facilitate easy column module change in the field



5975T LTM GC/MSD



Replacement column toroid for
LTM 5975T column modules



5975T complete column module

TIPS & TOOLS

Although LTM technology allows very fast temperature programming and fast cycle times, operating under maximum conditions will shorten the lifetime of the LTM column heating circuitry especially for extended 24 hour continuous operation. If you have flexibility in your GC method and/or setup, there are three simple things you can do to improve your LTM Column Module life:

1. Lowering the maximum temperature
2. Lowering the ramp rate during heating
3. Use shorter column lengths. With less thermal mass, heater circuitry generally lasts longer.



Custom LTM Column Ordering

Custom LTM columns are ordered using p/n 100-2000LTM

- Long legs 30 cm column ends (total column length includes the 30 cm column ends)
- **Note:** Long legs are standard for 5975T LTM columns
- Non-standard columns – custom column length, 3 in small format and other special request LTM columns

Note: When requesting quote for custom LTM columns, please specify the following:

- Instrument model, e.g. 7890 or 5975T
- LTM column format: 5 in standard or 3 in small format
- For 5975T, please indicate whether it is for a complete column module or replacement column toroid

Contact your local Agilent office or Authorized Agilent Distributor to receive a quote for your custom column needs. You can find order forms in the back of Agilent's Essential Chromatography Catalog.

Customers in the United States, Canada, and Puerto Rico can request a custom column quote online at www.agilent.com/chem/CustomColumn



Custom LTM II standard format (5 in) with long legs

**Agilent J&W LTM II Low Thermal Mass Column Modules
for 7890A/B Series GC Systems**

Phase	ID (mm)	Length (m)	Film (μm)	Part No.
CAM	0.25	30	0.25	112-2133LTM
	0.32	30	0.25	113-2132LTM
	0.53	30	1.00	115-2132LTM
Carbowax 20M	0.25	30	0.25	112-2032LTM
Cyclodex-B	0.25	30	0.25	112-2532LTM
CycloSil-B	0.25	30	0.25	112-6632LTM
	0.32	30	0.25	113-6632LTM
DB-1	0.10	5	0.12	127-100ALTM
		10	0.40	127-1013LTM
		20	0.40	127-1023LTM
	0.15	10	1.20	12A-1015LTM
	0.18	10	0.18	121-1012LTM
			0.20	121-101ALTM
			0.40	121-1013LTM
	20		0.18	121-1022LTM
			0.40	121-1023LTM
	0.20	12	0.33	128-1012LTM
		25	0.33	128-1022LTM
	0.25	15	0.25	122-1012LTM
		25	0.25	122-1022LTM
		30	0.25	122-1032LTM
			0.50	122-103ELTM
			1.00	122-1033LTM
	0.32	5	0.33	123-100ALTM
		15	0.10	123-1011LTM
	0.25		123-1012LTM	
	5.00		123-1015LTM	
	30		0.25	123-1032LTM
0.50			123-103ELTM	
1.00			123-1033LTM	
1.50			123-103BLTM	
5.00			123-1035LTM	

(Continued)

**Agilent J&W LTM II Low Thermal Mass Column Modules
for 7890A/B Series GC Systems**

Phase	ID (mm)	Length (m)	Film (µm)	Part No.	
DB-1	0.53	5	5.00	125-1005LTM	
		10	2.65	125-10HBLTM	
		15	0.15	125-1011LTM	
			1.50	125-1012LTM	
			5.00	125-1015LTM	
			25	5.00	125-1025LTM
		30	0.25	125-103KLTM	
			1.00	125-103JLTM	
			1.50	125-1032LTM	
			3.00	125-1034LTM	
			5.00	125-1035LTM	
DB-1301	0.53	30	1.50	125-1333LTM	
DB-17	0.10	10	0.10	127-1712LTM	
		0.18	20	0.18	121-1722LTM
		0.25	30	0.25	122-1732LTM
		0.32	30	0.25	123-1732LTM
		0.53	15	1.00	125-1712LTM
			15	1.50	125-1713LTM
30	1.00		125-1732LTM		
DB-1701	0.18	20	0.18	121-0722LTM	
		0.25	15	1.00	122-0713LTM
			30	0.25	122-0732LTM
			30	1.00	122-0733LTM
		0.32	15	0.25	123-0712LTM
		0.53	15	1.00	125-0712LTM
		DB-1701P	0.25	30	0.25
DB-17ht	0.25	5	0.15	122-1801LTM	
		30	0.15	122-1831LTM	
DB-17ms	0.18	20	0.18	121-4722LTM	
		0.25	15	0.15	122-4711LTM
			15	0.25	122-4712LTM
			30	0.25	122-4732LTM
		0.32	30	0.25	123-4732LTM

(Continued)



**Agilent J&W LTM II Low Thermal Mass Column Modules
for 7890A/B Series GC Systems**

Phase	ID (mm)	Length (m)	Film (μm)	Part No.
DB-1ht	0.25	30	0.10	122-1131LTM
	0.32	5	0.25	123-1102LTM
		15	0.10	123-1111LTM
DB-1ms	0.10	10	0.10	127-0112LTM
		20	0.40	127-0123LTM
	0.18	20	0.18	121-0122LTM
	0.20	25	0.33	128-0122LTM
	0.25	15	0.25	122-0112LTM
		30	0.25	122-0132LTM
DB-200	0.25	30	0.25	122-2032LTM
			0.50	122-2033LTM
DB-210	0.53	30	1.00	125-0232LTM
DB-225	0.25	15	0.25	122-2212LTM
		30	0.25	122-2232LTM
DB-225ms	0.25	15	0.25	122-2912LTM
			0.25	122-2932LTM
DB-23	0.25	30	0.25	122-2332LTM
DB-2887	0.53	10	3.00	125-2814LTM
DB-35	0.32	30	0.50	123-1933LTM
			1.00	125-1932LTM
DB-35ms	0.25	30	0.25	122-3832LTM
DB-5	0.10	10	0.10	127-5012LTM
			0.17	127-501ELTM
			0.40	127-5013LTM
	0.15	10	1.20	12A-5015LTM
			0.18	121-5012LTM
	0.18	10	0.18	121-5012LTM
			0.40	121-5013LTM
			0.18	121-5022LTM
	0.20	25	0.40	121-5023LTM
			0.33	128-5022LTM

(Continued)

**Agilent J&W LTM II Low Thermal Mass Column Modules
for 7890A/B Series GC Systems**

Phase	ID (mm)	Length (m)	Film (µm)	Part No.
DB-5	0.25	10	0.25	122-5002LTM
		15	0.25	122-5012LTM
		30	0.25	122-5032LTM
			0.50	122-503ELTM
			1.00	122-5033LTM
	0.32	5	1.00	123-5003LTM
		10	0.50	123-500ELTM
		15	0.10	123-5011LTM
			0.25	123-5012LTM
			1.00	123-5013LTM
		25	0.25	123-5022LTM
		30	0.25	123-5032LTM
			0.50	123-503ELTM
			1.50	123-503BLTM
			5.00	125-5035LTM
0.53	15	1.50	125-5012LTM	
	30	1.50	125-5032LTM	
		5.00	125-5035LTM	
DB-5ht	0.25	15	0.10	122-5711LTM
		30	0.10	122-5731LTM
	0.32	10	0.10	123-5701LTM
DB-5ms	0.18	20	0.18	121-5522LTM
			0.36	121-5523LTM
	0.20	25	0.33	128-5522LTM
	0.25	15	0.10	122-5511LTM
			0.25	122-5512LTM
			1.00	122-5533LTM
		25	0.25	122-5522LTM
		30	0.25	122-5532LTM
	1.00		122-5533LTM	
	0.32	15	0.25	123-5512LTM
			1.00	123-5513LTM
		30	0.50	123-5536LTM
			1.00	123-5533LTM
	0.53	30	1.50	125-5532LTM
			1.00	125-553JLTM

(Continued)



**Agilent J&W LTM II Low Thermal Mass Column Modules
for 7890A/B Series GC Systems**

Phase	ID (mm)	Length (m)	Film (μm)	Part No.
DB-5ms Ultra Inert	0.18	20	0.18	121-5522UULTM
			0.36	121-5523UULTM
	0.25	15	0.25	122-5512UULTM
			0.25	122-5522UULTM
			0.25	122-5532UULTM
			0.50	122-5536UULTM
			1.00	122-5533UULTM
DB-608	0.32	30	0.50	123-1730LTM
DB-624	0.18	20	1.00	121-1324LTM
			1.12	128-1314LTM
	0.20	10	1.12	128-1324LTM
			1.40	122-1334LTM
			1.80	123-1334LTM
	0.32	30	1.80	123-1334LTM
	0.45	30	2.55	124-1334LTM
0.53	30	3.00	125-1334LTM	
DB-ALC1	0.32	30	1.80	123-9134LTM
DB-FFAP	0.10	10	0.10	127-3212LTM
			0.10	127-32H2LTM
	0.25	30	0.25	122-3232LTM
			0.25	123-3232LTM
			0.50	123-3233LTM
	0.32	30	1.00	123-3234LTM
0.50			125-3217LTM	
DB-VRX	0.18	20	1.00	121-1524LTM
			0.25	30

(Continued)

**Agilent J&W LTM II Low Thermal Mass Column Modules
for 7890A/B Series GC Systems**

Phase	ID (mm)	Length (m)	Film (µm)	Part No.
DB-WAX	0.10	10	0.10	127-7012LTM
			0.20	127-7013LTM
	20		0.10	127-7022LTM
			0.20	127-7023LTM
	0.18	10	0.18	121-7012LTM
			0.30	121-7013LTM
	20		0.18	121-7022LTM
			0.30	121-7023LTM
	0.20	30	0.20	128-7032LTM
	0.25	15	0.25	122-7012LTM
			0.50	122-7013LTM
			0.25	122-7032LTM
	30		0.25	122-7033LTM
			0.50	122-7033LTM
			0.25	123-7012LTM
	0.32	15	0.25	123-7013LTM
0.50			123-7013LTM	
0.25			123-7032LTM	
30		0.25	123-7033LTM	
		0.50	123-7033LTM	
		0.25	125-7031LTM	
0.53	30	0.25	125-7031LTM	
		1.00	125-7032LTM	
DB-WAXetr	0.25	30	0.25	122-7332LTM
			1.00	123-7334LTM
			1.50	125-7333LTM
DB-XLB	0.25	15	0.10	122-1211LTM
		30	0.25	122-1232LTM
GS-CarbonPLOT	0.32	30	3.00	113-3133LTM
			3.00	115-3133LTM
GS-Q	0.32	30	0.00	113-3432LTM

(Continued)



**Agilent J&W LTM II Low Thermal Mass Column Modules
for 7890A/B Series GC Systems**

Phase	ID (mm)	Length (m)	Film (μm)	Part No.
HP-1	0.20	25	0.11	19091Z-002LTM
			0.50	19091Z-202LTM
	0.32	25	0.17	19091Z-012LTM
			30	0.10
		30	4.00	19091Z-613LTM
			5.00	19091Z-713LTM
			0.53	10
	30	2.65	19095Z-121LTM	
		0.88	19095Z-023LTM	
		2.65	19095Z-123LTM	
5.00		19095Z-623LTM		
HP-1ms	0.18	20	0.18	19091S-677LTM
		30	0.10	19091S-833LTM
	0.25		19091S-933LTM	
	0.50		19091S-633LTM	
	1.00		19091S-733LTM	
	0.32	30	1.00	19091S-713LTM
HP-20M	0.32	25	0.30	19091W-012LTM
HP-35	0.25	15	0.25	19091G-131LTM
HP-5	0.18	20	0.18	19091J-577LTM
		5	0.10	19091J-330LTM
	30		0.25	19091J-433LTM
	30		1.00	19091J-233LTM
	0.32	15	0.25	19091J-411LTM
		30	0.25	19091J-413LTM
			0.50	19091J-113LTM
	0.53	10	2.65	19095J-121LTM
	HP-50+	0.25	5	0.15
15			0.25	19091L-431LTM
30			0.25	19091L-433LTM
0.53		15	1.00	19095L-021LTM

(Continued)

TIPS & TOOLSFor more information about LTM II Column Modules, visit www.agilent.com/chem/ltmlcol_ii

**Agilent J&W LTM II Low Thermal Mass Column Modules
for 7890A/B Series GC Systems**

Phase	ID (mm)	Length (m)	Film (µm)	Part No.
HP-5ms	0.18	20	0.18	19091S-577LTM
		12	0.33	19091S-101LTM
		25	0.33	19091S-102LTM
	0.25	15	0.10	19091S-331LTM
			0.25	19091S-431LTM
		30	0.25	19091S-433LTM
	0.32	10	0.50	19091S-111LTM
		30	0.25	19091S-413LTM
HP-5ms Ultra Inert	0.18	20	0.18	19091S-577UILTM
		15	0.25	19091S-431UILTM
			0.25	19091S-433UILTM
			0.50	19091S-133UILTM
	0.32	30	0.25	19091S-413UILTM
			1.00	19091S-213UILTM
HP-88	0.25	30	0.20	112-8837LTM
HP-Fast Residual Solvent	0.53	30	1.00	19095V-420LTM
HP-FFAP	0.20	25	0.33	19091F-102LTM
		30	0.25	19091F-433LTM
	0.32	25	0.50	19091F-112LTM
		10	1.00	19095F-121LTM
			30	1.00
HP-INNOWax	0.18	20	0.18	19091N-577LTM
		25	0.20	19091N-102LTM
	0.25	5	0.15	19091N-030LTM
		30	0.25	19091N-133LTM
	0.32	30	0.15	19091N-013LTM
		30	1.00	19095N-123LTM

(Continued)




**Agilent J&W LTM II Low Thermal Mass Column Modules
for 7890A/B Series GC Systems**

Phase	ID (mm)	Length (m)	Film (μm)	Part No.
HP-PLOT Al ₂ O ₃ KCl	0.25	30	5.00	19091P-K33LTM
	0.53	30	15.00	19095P-K23LTM
HP-PLOT Al ₂ O ₃ S	0.32	25	8.00	19091P-S12LTM
HP-PLOT Molesieve	0.32	15	25.00	19091P-MS7LTM
		30	25.00	19091P-MS8LTM
	0.53	30	50.00	19095P-MS0LTM
HP-PLOT Q	0.32	15	20.00	19091P-Q03LTM
		30	20.00	19091P-Q04LTM
	0.53	15	40.00	19095P-Q03LTM
		30	40.00	19095P-Q04LTM
HP-PLOT U	0.32	30	10.00	19091P-U04LTM
	0.53	30	20.00	19095P-U04LTM
Ultra 2	0.20	12	0.33	19091B-101LTM
		25	0.33	19091B-102LTM
	0.32	25	0.52	19091B-112LTM



Replacement column toroid for LTM 5975T column modules



LTM 5975T column module

Agilent J&W LTM Column Modules for Transportable 5975T GC/MSD Systems

Phase	ID (mm)	Length (m)	Film (µm)	Toroid Assembly	Column Module	
DB-5ms Ultra Inert	0.18	20	0.18	221-5522UILTM	G3900-63014	
	0.25	15	0.25	222-5512UILTM	G3900-63031	
		30	0.25	222-5532UILTM	G3900-63005	
HP-5ms Ultra Inert	0.18	20	0.18	29091S-577UILTM	G3900-63039	
	0.25	15	0.25	29091S-431UILTM	G3900-63038	
		30	0.25	29091S-433UILTM	G3900-63001	
DB-1	0.25	30	0.25	222-1032LTM	G3900-63002	
DB-1ms	0.18	20	0.18	221-0122LTM	G3900-63009	
		15	0.25	222-0112LTM	G3900-63016	
		30	0.25	222-0132LTM	G3900-63017	
DB-1ht	0.25	15	0.10	222-1111LTM	G3900-63018	
		30	0.10	222-1131LTM	G3900-63019	
HP-1ms	0.18	20	0.18	29091S-677LTM	G3900-63040	
		0.25	30	0.10	29091S-833LTM	G3900-63041
			15	0.25	29091S-931LTM	G3900-63042
DB-5ms	0.18	20	0.18	221-5522LTM	G3900-63013	
		0.25	15	0.25	222-5512LTM	G3900-63030
			30	0.25	222-5532LTM	G3900-63004
DB-5ht	0.25	30	0.10	222-5731LTM	G3900-63033	
		15	0.10	222-5711LTM	G3900-63032	

(Continued)

Agilent J&W LTM Column Modules for Transportable 5975T GC/MSD Systems

Phase	ID (mm)	Length (m)	Film (μm)	Toroid Assembly	Column Module
HP-5ms	0.25	30	0.25	29091S-433LTM	G3900-63007
DB-35ms	0.18	20	0.18	221-3822LTM	G3900-63011
	0.25	15	0.25	222-3812LTM	G3900-63026
		30	0.25	222-3832LTM	G3900-63027
DB-17ms	0.18	20	0.18	221-4722LTM	G3900-63012
	0.25	15	0.25	222-4712LTM	G3900-63028
		30	0.25	222-4732LTM	G3900-63029
DB-225ms	0.25	15	0.25	222-2912LTM	G3900-63022
		30	0.25	222-2932LTM	G3900-63023
DB-1701	0.25	30	0.25	222-0732LTM	G3900-63003
DB-WAX	0.25	15	0.50	222-7013LTM	G3900-63034
		30	0.50	222-7033LTM	G3900-63035
HP-INNOWax	0.18	20	0.18	29091N-577LTM	G3900-63036
	0.25	30	0.25	29091N-133LTM	G3900-63008
DB-FFAP	0.25	15	0.25	222-3212LTM	G3900-63024
		30	0.25	222-3232LTM	G3900-63025
DB-608	0.18	20	0.18	221-6822LTM	G3900-63015
DB-VRX	0.18	20	1.00	221-1524LTM	G3900-63006
	0.25	30	1.40	222-1534LTM	G3900-63021
DB-624	0.18	20	1.00	221-1324LTM	G3900-63010
	0.25	30	1.40	222-1334LTM	G3900-63020
HP-VOC	0.20	30	1.12	29091R-303LTM	G3900-63037

TIPS & TOOLS

For more information about LTM Column Modules for 5975T, visit www.agilent.com/chem/5975t_ltm_col



Fused Silica Tubing

Deactivated Tubing

Deactivated tubing can be used as retention gaps, guard columns, or transfer lines. Our standard deactivation process is a phenyl methyl deactivation – the preferred choice for most applications due to its inertness and robustness.

Deactivated Fused Silica

ID (mm)	OD (mm)	Length (m)	Part No.
0.05	0.36	1	160-2655-1
		5	160-2655-5
		10	160-2655-10
0.10	0.19	1	160-1010-1
		5	160-1010-5
		10	160-1010-10
	0.36	1	160-2635-1
		5	160-2635-5
		5	19091-60620E
		10	160-2635-10
0.15	0.36	1	160-2625-1
		5	160-2625-5
		10	160-2625-10
0.18	0.34	1	160-2615-1
		5	160-2615-5
		10	160-2615-10
0.20	0.36	1	160-2205-1
		5	160-2205-5
		10	160-2205-10

(Continued)

Deactivated Fused Silica

ID (mm)	OD (mm)	Length (m)	Part No.
0.25	0.36	1	160-2255-1
		5	160-2255-5
		10	160-2255-10
		30	160-2255-30
0.32	0.43	1	160-2325-1
		5	160-2325-5
		10	160-2325-10
		30	160-2325-30
0.45	0.67	1	160-2455-1
		5	160-2455-5
		10	160-2455-10
0.53	0.67	1	160-2535-1
		5	160-2535-5
		10	160-2535-10
		30	160-2535-30
0.53	0.70	5	CP8003*

* 7 in cage

Deactivated Fused Silica High Temperature (400 °C)

ID (mm)	OD (mm)	Length (m)	Part No.
0.05	0.36	5	160-2815-5
0.10	0.36	5	160-2825-5
0.25	0.35	5	160-2845-5
		10	160-2845-10
0.32	0.43	5	160-2855-5
		10	160-2855-10
0.53	0.67	5	160-2865-5
		10	160-2865-10

Retention Gaps

ID (mm)	OD (mm)	Length (m)	Connector	Unit	Part No.
0.25	0.36	2.5	Universal	5/pk	CP8007
0.32	0.45	2.5	Universal	5/pk	CP8008
		2.5	0.32/0.25	5/pk	CP8129
		2.5	0.32/0.32	5/pk	CP8128
0.53	0.70	2.5	Universal	5/pk	CP8009
		2.5	0.53/0.25	5/pk	CP8135
		2.5	0.53/0.32	5/pk	CP8134
		4.0	Universal	3/pk	CP8015

Retention Gaps Apolar Deactivated

ID (mm)	OD (mm)	Length (m)	Unit	Part No.
0.25	0.36	10	6/pk	CP8016

Retention Gaps Medium Polar Deactivated

ID (mm)	OD (mm)	Length (m)	Connector	Unit	Part No.
0.25	0.36	2.5	Universal	5/pk	CP8017
0.32	0.45	2.5	Universal	5/pk	CP8018
0.53	0.70	2.5	Universal	5/pk	CP8019

Retention Gaps Polar Deactivated

ID (mm)	OD (mm)	Length (m)	Connector	Unit	Part No.
0.25	0.36	2.5	Universal	5/pk	CP8087
0.32	0.45	2.5	Universal	5/pk	CP8088
0.53	0.70	2.5	Universal	5/pk	CP8089

Retention Gaps in Three Polarities

A package of 3 apolar, 1 medium polar and 1 polar deactivated

ID (mm)	OD (mm)	Length (m)	Connector	Unit	Part No.
0.25	0.36	2.5	Universal	5/pk	CP8070
0.32	0.45	2.5	Universal	5/pk	CP8080
0.53	0.70	2.5	Universal	5/pk	CP8090

Restriction for Rapid-MS

ID (mm)	OD (mm)	Length (m)	Unit	Part No.
0.1	0.39	0.6	5/pk	CP8121

Guard Column MSD

ID (mm)	OD (mm)	Length (m)	Unit	Part No.
0.53	0.70	5	1/pk	CP8186
			6/pk	CP68186

Large Volume Guard

ID (mm)	OD (mm)	Length (m)	Unit	Part No.
0.53	0.70	10	1/pk	CP8187
			6/pk	CP68187
0.53	0.70	12	1/pk	CP108194

Undeactivated Fused Silica

Undeactivated tubing or bare fused silica is commonly used for capillary electrophoresis. It can also be used for transfer lines and other applications where inertness is not critical.

Undeactivated Fused Silica

ID (mm)	OD (mm)	Length (m)	Part No.
0.02	0.36	5	160-2660-5
0.05	0.36	5	160-2650-5
		10	160-2650-10
0.075	0.36	5	160-2644-5
		10	160-2644-10
0.10	0.36	5	160-2634-5
		10	160-2634-10
0.18	0.34	5	160-2610-5
		10	160-2610-10
0.20	0.36	5	160-2200-5
		10	160-2200-10
0.25	0.36	5	160-2250-5
		10	160-2250-10
0.32	0.43	5	160-2320-5
		10	160-2320-10
		50	19091-21050
0.53	0.67	5	160-2530-5
		10	160-2530-10

Stainless Steel Tubing

UltiMetal Plus Stainless Steel Capillary Tubing


UltiMetal Plus stainless steel capillary tubing can be used as retention gaps, guard columns, or transfer lines.

UltiMetal Plus Stainless Steel Capillary Tubing

Description	ID (mm)	OD (mm)	Length (m)	Part No.
UltiMetal Plus transfer line	0.25	1.59	2	CP6571
UltiMetal Plus transfer line	0.25	1.59	10	CP6572
UltiMetal Plus transfer line	0.75	1.59	2	CP6573
UltiMetal Plus transfer line	0.75	1.59	10	CP6574
UltiMetal Plus guard column	0.25	0.5	2	CP6575
UltiMetal Plus guard column	0.53	0.8	2	CP6576
UltiMetal Plus guard column	0.53	0.8	5	CP6577
UltiMetal Plus guard column	0.53	0.8	10	CP6578
UltiMetal Plus capillary tubing	0.25	0.5	50	CP6579
UltiMetal Plus capillary tubing	0.32	0.5	50	CP6580
UltiMetal Plus capillary tubing	0.53	0.8	50	CP6581

ProSteel Deactivated

ID (mm)	OD (mm)	Length (m)	Part No.
0.53	0.67	5	160-4535-5



Agilent J&W Packed GC Columns

Agilent J&W Packed GC Columns are designed and manufactured to offer excellent and reproducible performance for all sample types associated with packed column separations, most important in the hydrocarbon processing industry.

The highly efficient and rigorous packing technology used in Agilent J&W Packed GC Columns assures column-to-column reproducibility and ultimate efficiency, while the UltiMetal treated stainless steel tubing allows for improved inertness and peak shape performance.

You can choose from a wide range of tubing materials – including stainless steel, UltiMetal, nickel, glass, copper and PTFE – plus hundreds of stationary phases, packings, and supports. All Agilent J&W Packed GC Columns can bend to fit Agilent and non-Agilent instruments with no impact on performance.

And, you can create your custom configurations by visiting www.agilent.com/chem/packedcolumnordering

Carbosieve S-II

Length	OD (in)	ID (mm)	Mesh	UltiMetal	Stainless Steel
20 in (0.51 m)	1/8	2	80/100	G3591-81105	G3591-80105

15% Carbowax 1540

Length	OD (in)	ID (mm)	Support	Mesh	UltiMetal	Stainless Steel	Nickel
15 ft (4.57 m)	1/8	2	Chromosorb WHP	60/80	G3591-81095	G3591-80095	G3591-82095

5% Carbowax 20M (G16, G\$1)

Length	OD (in)	ID (mm)	Support	Mesh	UltiMetal	Stainless Steel	Nickel
7.22 ft (2.2 m)	1/8	2	Chromosorb WHP	100/120	G3591-81084	G3591-80084	G3591-82084

10% Carbowax 20M (G16, G\$1)

Length	OD (in)	ID (mm)	Support	Mesh	Stainless Steel
6.56 ft (2 m)	1/8	2	Chromosorb WHP	80/100	G3591-70016

10% Carbowax 20M (G16, G\$1) + 2% KOH

Length	OD (in)	ID (mm)	Support	Mesh	Stainless Steel
5.91 ft (1.8 m)	1/8	2	Chromosorb WHP	80/100	G3591-70012

20% Carbowax 20M (G16, G\$1)

Length	OD (in)	ID (mm)	Support	Mesh	UltiMetal	Stainless Steel	Nickel
9.84 ft (3 m)	1/8	2	Chromosorb WHP	100/120	G3591-81099	G3591-80099	G3591-82099

7% Carbowax M + 3% Polyphenoether 6 ring + 2% KOH

Length	OD (in)	ID (mm)	Support	Mesh	UltiMetal	Nickel
4 ft (1.22 m)	1/8	2	Chromosorb WAW	80/100	G3591-81050	G3591-82050

Carboxen-1000

Length	OD (in)	ID (mm)	Mesh	UltiMetal	Stainless Steel
10 ft (3.05 m)	1/8	2	60/80	G3591-81055	G3591-80055

Chromosorb 101

Length	OD (in)	ID (mm)	Mesh	UltiMetal	Stainless Steel
6 ft (1.83 m)	1/8	2	80/100	G3591-81021	G3591-80021

Chromosorb 102

Length	OD (in)	ID (mm)	Mesh	UltiMetal	Stainless Steel	Nickel
2 ft (0.61 m)	1/8	2	80/100	G3591-81139	G3591-80139	G3591-82139

25% DC-200 (500 cSt)

Length	OD (in)	ID (mm)	Support	Mesh	UltiMetal	Stainless Steel	Nickel
15 ft (4.57 m)	1/8	2	Chromosorb PAW	80/100	G3591-81001	G3591-80001	G3591-82001

30% DC-200 (500 cSt)

Length	OD (in)	ID (mm)	Support	Mesh	UltiMetal	Stainless Steel	Nickel
20 ft (6.1 m)	1/8	2	Chromosorb PAW	100/120	G3591-81140	G3591-80140	G3591-82140
30 ft (9.14 m)	1/8	2	Chromosorb PAW	80/100	G3591-81082	G3591-80082	G3591-82082
30 ft (9.14 m)	1/8	2	Chromosorb PAW	60/80	CP2058*		

*Preconditioned and pretested

35% DC-200 (500 cSt)

Length	OD (in)	ID (mm)	Support	Mesh	UltiMetal	Stainless Steel	Nickel
3 ft (0.91 m)	1/8	2	Chromosorb PAW	80/100	G3591-81039	G3591-80039	G3591-82039
5 ft (1.52 m)	1/8	2	Chromosorb PAW	80/100	G3591-81027	G3591-80027	
10 ft (3.05 m)	1/8	2	Chromosorb PAW	80/100	G3591-81030	G3591-80030	
30 ft (9.14 m)	1/8	2	Chromosorb PAW	80/100	G3591-81032	G3591-80032	G3591-82032

15% Hallcomid M-18

Length	OD (in)	ID (mm)	Support	Mesh	UltiMetal	Stainless Steel	Nickel
9.84 ft (3 m)	1/8	2	Chromosorb WHP	100/120	G3591-81067	G3591-80067	G3591-82067

30% DC 200/500

Length	OD (in)	ID (mm)	Support	Mesh	UltiMetal	Stainless Steel
2 ft (0.61 m)	1/8	2	Chromosorb PAW	60/80	G3591-81160	G3591-80160
30 ft (9.14 m)	1/8	2	Chromosorb PAW	60/80	G3591-81161	G3591-80161



HayeSep A

Length	OD (in)	ID (mm)	Mesh	UltiMetal
1.31 ft (0.4 m)	1/8	2.1	80/100	G3591-81211**
2 ft (0.61 m)	1/16	1	80/100	G3591-81212*
5 ft (1.52 m)	1/8	2.1	80/100	G3591-81210*
5.58 ft (1.7 m)	1/16	1	80/100	G3591-81213*

*Specially coiled for Large Valve Oven, 41 mm mandrel

**Specially coiled for Large Valve Oven, 25 mm mandrel

HayeSep D

Length	OD (in)	ID (mm)	Mesh	Stainless Steel
6.56 ft (2 m)	1/8	2	80/100	G3591-80158

HayeSep DB

Length	OD (in)	ID (mm)	Mesh	UltiMetal	Stainless Steel	Nickel
30 ft (9.14 m)	1/8	2	100/120	G3591-81088	G3591-80088	G3591-82088

HayeSep N

Length	OD (in)	ID (mm)	Mesh	UltiMetal	Stainless Steel	Nickel
1.64 ft (0.5 m)	1/8	2	80/100	G3591-81156	G3591-80156	
1.64 ft (0.5 m)	1/16	1	80/100	CP1307*		
6 ft (1.83 m)	1/8	2	80/100	G3591-81037	G3591-80037	G3591-82037
6 ft (1.83 m)	1/8	2	80/100	CP2068*		
7 ft (2.13 m)	1/8	2	60/80	G3591-81060	G3591-80060	
8 ft (2.44 m)	1/8	2	80/100	G3591-81011	G3591-80011	G3591-82011
20 ft (6.1 m)	1/8	2	80/100	G3591-81045	G3591-80045	

*Preconditioned and pretested

HayeSep N + HayeSep R 1:1

Length	OD (in)	ID (mm)	Mesh	UltiMetal	Stainless Steel
8 ft (2.44 m)	1/8	2	45/60	G3591-81091	G3591-80091

HayeSep P

Length	OD (in)	ID (mm)	Mesh	UltiMetal
6 ft (1.83 m)	1/8	2	80/100	CP2062

HayeSep Q

Length	OD (in)	ID (mm)	Mesh	UltiMetal	Stainless Steel	Nickel
0.82 ft (0.25 m)	1/16	1	80/100	CP1308*		
1.64 ft (0.5 m)	1/8	2	80/100	G3591-81023	G3591-80023	G3591-82023
1.64 ft (0.5 m)	1/8	2	80/100	CP81073*		
3 ft (0.91 m)	1/8	2	80/100	G3591-81020	G3591-80020	G3591-82020
3.28 ft (1 m)	1/8	2	80/100	G3591-81146	G3591-70007	
3.28 ft (1 m)	1/8	2	80/100	CP81069*		
3.9 ft (1.2 m)	1/8	2	80/100			G3591-82159
4 ft (1.22 m)	1/8	2	80/100	G3591-81019	G3591-80019	
4.92 ft (1.5 m)	1/16	1	80/100	CP1305*		
5.91 ft (1.8 m)	1/8	2	80/100		G3591-70011	
6 ft (1.83 m)	1/8	2	80/100	G3591-81004	G3591-80004	G3591-82004
6.56 ft (2 m)	1/8	2	80/100		G3591-70005	
8 ft (2.44 m)	1/8	2	80/100	G3591-81047	G3591-80047	
9 ft (2.74 m)	1/8	2	80/100	G3591-81033	G3591-80033	G3591-82033
9.84 ft (3 m)	1/8	2	80/100		G3591-70006	
10 ft (3.05 m)	1/8	2	80/100	G3591-81002	G3591-80002	G3591-82002
12 ft (3.66 m)	1/8	2	80/100	G3591-81121	G3591-80121	G3591-82121

*Preconditioned and pretested

HayeSep R

Length	OD (in)	ID (mm)	Mesh	UltiMetal	Stainless Steel	Nickel
3.28 ft (1 m)	1/8	2	80/100	CP86678*		
6 ft (1.83 m)	1/8	2	80/100	G3591-81102	G3591-80124	G3591-82102
8.53 ft (2.6 m)	1/8	2	80/100	CP86677*		
12 ft (3.66 m)	1/8	2	80/100	G3591-81100	G3591-80100	
12 ft (3.66 m)	1/8	2	80/100	CP2055*		

*Preconditioned and pretested

HayeSep T

Length	OD (in)	ID (mm)	Mesh	UltiMetal	PTFE
1.64 ft (0.5 m)	1/8	2	80/100	G3591-81143	
1.64 ft (0.5 m)	1/8	2.4	60/80		G3591-74001

MolSieve 5Å

Length	OD (in)	ID (mm)	Mesh	UltiMetal	Stainless Steel	Nickel
1 ft (0.30 m)	1/8	2	60/80	G3591-81077	G3591-80077	
1.64 ft (0.5 m)	1/8	2	60/80	G3591-81147		
1.97 ft (0.6 m)	1/4	4	80/100		G3591-70004	
3 ft (0.91 m)	1/8	2	60/80	G3591-81103	G3591-80103	
3 ft (0.91 m)	1/8	2	80/100	G3591-81074	G3591-80074	
3 ft (0.91 m)	1/8	2	100/120	G3591-81075	G3591-80075	
3.28 ft (1 m)	1/8	2	80/100		G3591-70008	
3.28 ft (1 m)	1/8	2	60/80	CP81025*		
3.28 ft (1 m)	1/8	2	60/80	G3591-81149		
4 ft (1.22 m)	1/8	2	45/60	G3591-81090	G3591-80090	
4 ft (1.22 m)	1/8	2	60/80	G3591-81104	G3591-80104	G3591-82104
4.92 ft (1.5 m)	1/16	1	80/100	CP1306*		
5 ft (1.52 m)	1/8	2	80/100	CP2046		
6 ft (1.83 m)	1/8	2	45/60	CP2065		
6 ft (1.83 m)	1/8	2	60/80	G3591-81017	G3591-80017	G3591-82017
6.56 ft (2 m)	1/8	2	45/60		G3591-70013	
6.56 ft (2 m)	1/8	2	60/80		G3591-70002	
6.56 ft (2 m)	1/8	2	80/100		G3591-70003	
7 ft (2.13 m)	1/8	2	45/60	G3591-81062	G3591-80062	
7 ft (2.13 m)	1/8	2.1	60/80	G3591-81209**		
8 ft (2.44 m)	1/8	2	60/80	G3591-81022	G3591-80022	G3591-82022
9 ft (2.74 m)	1/8	2	60/80	G3591-81046	G3591-80046	
9 ft (2.74 m)	1/8	2	80/100	G3591-81064	G3591-80064	G3591-82064
10 ft (3.05 m)	1/8	2	80/100	CP2045		
13.1 ft (4 m)	1/8	2	80/100	CP1483*		
15 ft (4.57 m)	1/8	2	45/60	G3591-81061	G3591-80061	
20 ft (6.1 m)	1/8	2	45/60		G3591-80107	
20 ft (6.1 m)	1/8	2	60/80	G3591-81056	G3591-80056	
25 ft (7.62 m)	1/8	2	60/80	G3591-81065	G3591-80065	

*Preconditioned and pretested

**Specially coiled for Large Valve Oven, 41 mm mandrel

MolSieve 13X

Length	OD (in)	ID (mm)	Mesh	UltiMetal	Stainless Steel	Nickel
2 ft (0.61 m)	1/8	2	45/60	G3591-81031	G3591-80031	
3 ft (0.91 m)	1/8	2	45/60	G3591-81028	G3591-80028	
3 ft (0.91 m)	1/8	2	45/60	CP2059*		
3.94 ft (1.2 m)	1/16	1	80/100	CP1309*		
4 ft (1.22 m)	1/8	2	45/60	G3591-81012	G3591-80012	G3591-82012
4.9 ft (1.5 m)	1/8	2	80/100	G3591-81085	G3591-80085	
4.92 ft (1.5 m)	1/8	2	80/100	CP81071*		
6 ft (1.83 m)	1/8	2	60/80	G3591-81035	G3591-80035	G3591-82035
6.56 ft (2 m)	1/16	1	80/100	G3591-81214*		
9 ft (2.74 m)	1/8	2	45/60	G3591-81054	G3591-80054	
9.84 ft (3 m)	1/8	2	45/60		G3591-70017	
9.84 ft (3 m)	1/8	2	80/100		G3591-70015	
10 ft (3.05 m)	1/8	2	45/60	G3591-81003	G3591-80003	G3591-82003
10 ft (3.05 m)	1/16	1	60/80	G3591-81097	G3591-80097	
10 ft (3.05 m)	1/8	2	60/80	G3591-81101	G3591-80101	G3591-82101
10 ft (3.05 m)	1/8	2	80/100	G3591-81043	G3591-80043	G3591-82043
12 ft (3.66 m)	1/8	2	60/80	G3591-81058	G3591-80058	
15 ft (4.57 m)	1/8	2	45/60	G3591-81098	G3591-80098	

*Preconditioned and pretested

**Specially coiled for Large Valve Oven, 41 mm mandrel

1.5% OV-101

Length	OD (in)	ID (mm)	Support	Mesh	UltiMetal	Stainless Steel
2 ft (0.61 m)	1/8	2	Chromosorb GHP	100/120	G3591-81162	G3591-80162

10% OV-101

Length	OD (in)	ID (mm)	Support	Mesh	UltiMetal	Stainless Steel	Nickel
2.6 ft (0.79 m)	1/8	2	Chromosorb WHP	60/80	G3591-81048	G3591-80048	G3591-82048
5 ft (1.52 m)	1/8	2	Chromosorb PAW	80/100	G3591-81093	G3591-80093	G3591-82093

20% OV-101

Length	OD (in)	ID (mm)	Support	Mesh	UltiMetal	Stainless Steel	Nickel
4 ft (1.22 m)	1/8	2	Chromosorb WHP	80/100	G3591-81025	G3591-80025	G3591-82025

10% PEG-20M

Length	OD (in)	ID (mm)	Support	Mesh	UltiMetal	Stainless Steel	Nickel
6.56 ft (2 m)	1/8	2	Chromosorb W	80/100	G3591-81119	G3591-80119	G3591-82119

20% PEG-20M

Length	OD (in)	ID (mm)	Support	Mesh	UltiMetal	Stainless Steel	Nickel
6.56 ft (2 m)	1/8	2	Chromosorb W	80/100	G3591-81122	G3591-80122	G3591-82122
13.1 ft (4 m)	1/8	2	Chromosorb W	80/100	G3591-81123	G3591-80123	G3591-82123

Porapak N

Length	OD (in)	ID (mm)	Mesh	UltiMetal	Stainless Steel	Nickel
3 ft (0.91 m)	1/8	2	80/100	G3591-81072	G3591-80072	G3591-82072
3.9 ft (1.2 m)	1/8	2	60/80	G3591-81087	G3591-80087	G3591-82087
6 ft (1.83 m)	1/8	2	80/100	G3591-81036	G3591-80036	G3591-82036
8.2 ft (2.5 m)	1/8	2	50/80	G3591-81086	G3591-80086	
9 ft (2.74 m)	1/8	2	80/100	G3591-81044	G3591-80044	G3591-82044
12 ft (3.66 m)	1/8	2	60/80	G3591-81059	G3591-80059	

Porapak N + Porapak R 1:1

Length	OD (in)	ID (mm)	Mesh	Stainless Steel
12 ft (3.66 m)	1/8	2	50/80	G3591-80110

Porapak Q

Length	OD (in)	ID (mm)	Mesh	UltiMetal	Stainless Steel	Nickel
3 ft (0.91 m)	1/8	2	80/100	G3591-81135	G3591-80135	G3591-82135
3.28 ft (1 m)	1/8	2	80/100		G3591-70014	
5.91 ft (1.8 m)	1/8	2	80/100		G3591-70010	
6 ft (1.83 m)	1/8	2	60/80	G3591-81136	G3591-80136	G3591-82136
6 ft (1.83 m)	1/8	2	80/100	G3591-81013	G3591-80013	G3591-82013
6.56 ft (2 m)	1/8	2	80/100		G3591-70001	
8 ft (2.44 m)	1/8	2	60/80	G3591-81137	G3591-80137	G3591-82137
8.2 ft (2.5 m)	1/8	2	80/100	G3591-81083	G3591-80083	
9 ft (2.74 m)	1/8	2	80/100	G3591-81016	G3591-80016	G3591-82016
9.84 ft (3 m)	1/8	2	80/100		G3591-70009	
13 ft (3.96 m)	1/8	2	80/100	G3591-81053	G3591-80053	G3591-82053
15 ft (4.57 m)	1/8	2	80/100	G3591-81066	G3591-80066	
25 ft (7.62 m)	1/8	2	100/120	G3591-81052	G3591-80052	
30 ft (9.14 m)	1/16	1	80/100	G3591-81096	G3591-80096	

Porapak QS

Length	OD (in)	ID (mm)	Mesh	UltiMetal	Stainless Steel	Nickel
4.92 ft (1.5 m)	1/8	2	50/80		G3591-70018	
6.56 ft (2 m)	1/8	2	80/100	G3591-81157	G3591-80157	
8 ft (2.44 m)	1/8	2	80/100	G3591-81051	G3591-80051	G3591-82051

Porapak R

Length	OD (in)	ID (mm)	Mesh	UltiMetal	Stainless Steel	Nickel
6 ft (1.83 m)	1/8	2	60/80	G3591-81106	G3591-80106	G3591-82106

Porapak T

Length	OD (in)	ID (mm)	Mesh	UltiMetal	Stainless Steel
1.5 ft (0.46 m)	1/8	2	80/100	G3591-81138	G3591-80138
6.56 ft (2 m)	1/8	2	80/100	G3591-81120	G3591-80120

10% SE-30

Length	OD (in)	ID (mm)	Support	Mesh	UltiMetal
2.5 ft (0.76 m)	1/8	2	Chromosorb W	80/100	CP2073

20% Sebaconitrile

Length	OD (in)	ID (mm)	Support	Mesh	UltiMetal	Stainless Steel	Nickel
2 ft (0.61 m)	1/8	2	Chromosorb PAW	80/100	G3591-81029	G3591-80029	G3591-82029
19.7 ft (6 m)	1/8	2	Chromosorb PAW	80/100	G3591-81071	G3591-80071	
30 ft (9.14 m)	1/8	2	Chromosorb PAW	60/80	G3591-81176	G3591-80176	G3591-82176
30 ft (9.14 m)	1/8	2	Chromosorb PAW	80/100	G3591-81026	G3591-80026	G3591-82026

20% Sebaconitrile/2% H₃PO₄

Length	OD (in)	ID (mm)	Support	Mesh	UltiMetal	Stainless Steel	Nickel
2 ft (0.61 m)	1/8	2	Chromosorb PAW	80/100	G3591-81015	G3591-80015	G3591-82015
30 ft (9.14 m)	1/8	2	Chromosorb PAW	80/100	G3591-81014	G3591-80014	G3591-82014

Silica Gel

Length	OD (in)	ID (mm)	Mesh	UltiMetal	Stainless Steel
2 ft (0.61 m)	1/8	2	60/80	G3591-81141	G3591-80141
4 ft (1.22 m)	1/8	2	60/80	G3591-81142	G3591-80142
6 ft (1.83 m)	1/8	2	60/80		G3591-80108
10 ft (3.05 m)	1/8	2	60/80	CP2050	

0.1% SP-1000

Length	OD (in)	ID (mm)	Support	Mesh	UltiMetal	Stainless Steel	Nickel
7 ft (2.13 m)	1/8	2	Carbopak C	80/100	G3591-81063	G3591-80063	G3591-82063

15% SP-2100

Length	OD (in)	ID (mm)	Support	Mesh	Stainless Steel
1.64 ft (0.5 m)	1/16	1	Chromosorb PAW	80/100	G3591-80170
7.22 ft (2.2 m)	1/16	1	Chromosorb PAW	80/100	G3591-80171

25% SP-2100

Length	OD (in)	ID (mm)	Support	Mesh	UltiMetal	Stainless Steel
1.64 ft (0.5 m)	1/16	1	Chromosorb PAW	80/100	G3591-81007	G3591-80007
5.7 ft (1.75 m)	1/16	1	Chromosorb PAW	80/100	G3591-81008	G3591-80008
15 ft (4.57 m)	1/8	2	Chromosorb PAW	80/100	G3591-81068	G3591-80068

20% TCEP

Length	OD (in)	ID (mm)	Support	Mesh	UltiMetal	Stainless Steel	Nickel
1.84 ft (0.56 m)	1/16	0.75	Chromosorb PAW	80/100	G3591-81215*		
1.84 ft (0.56 m)	1/16	1	Chromosorb PAW	80/100	G3591-81006	G3591-80006	
5 ft (1.52 m)	1/8	2	Chromosorb PAW	80/100	G3591-81094	G3591-80094	
15 ft (4.57 m)	1/8	2	Chromosorb PAW	80/100	G3591-81049	G3591-80049	G3591-82049

* Specially coiled for Large Valve Oven, 41 mm mandrel

10% UC W982

Length	OD (in)	ID (mm)	Support	Mesh	UltiMetal	Stainless Steel	Nickel
1.5 ft (0.46 m)	1/8	2	Chromosorb PAW	80/100	G3591-81034	G3591-80034	
2 ft (0.61 m)	1/8	2	Chromosorb PAW	80/100	G3591-81040	G3591-80040	G3591-82040


12% UC W982

Length	OD (in)	ID (mm)	Support	Mesh	UltiMetal	Stainless Steel	Nickel
2 ft (0.61 m)	1/8	2	Chromosorb PAW	80/100	G3591-81000	G3591-80000	G3591-82000



TIPS & TOOLS

To learn more about Agilent J&W Packed GC Columns please visit www.agilent.com/chem/packedcolumns



Custom GC Column Ordering

Even though we offer over a thousand readily available columns, Agilent recognizes that sometimes you need something a little out of the ordinary. That's why we developed our Custom Column Shop. If you can't find what you're looking for in our standard order guides, we will design, build, and test capillary GC columns to meet your needs.

- We can create columns with non-standard lengths or unusual film thickness.
- We can connect columns together in series or as dual columns.
- We recognize that sometimes customers have specific column performance requirements for their applications that might not be met with standard test mixes. As a result, we can also custom-test your columns with your desired test mixture and test conditions to meet specific performance requirements.
- We can create DuraGuard or EZ-Guard columns with an integrated guard column (retention gap). Most phases can be manufactured with a built-in guard column, which means you get the advantages of a guard column without the union. Available in DB, CP and VF phases.

Custom columns are ordered using the p/ns below. Be sure to provide the details of your desired custom service or column including phase, length, id, and film thickness.

- 100-2000 Custom Capillary DB & HP columns
- 100-6000 Custom Capillary CP & VF columns
- 100-9000 UltiMetal treated tubing and parts
- 100-2000 LTM – Custom Low Thermal Mass column configurations
- 100-5000 Custom packed columns or bulk phases/supports

Contact your local Agilent office or Authorized Agilent Distributor to receive a quote for your custom column needs. You can find order forms in the back of Agilent's Essential Chromatography Catalog.

Customers in the United States, Canada, and Puerto Rico can request a custom column quote online at www.agilent.com/chem/CustomColumn



Agilent J&W GC Column Test Standards

Compare your column's performance to the test chromatogram shipped with your Agilent J&W column. The column test standard contains components that test the column for resolution characteristics, efficiency, and inertness. The test mixes are supplied at a concentration of 250 ng/μL in 2 mL vials. Match the phase and column diameter in the chart below to find the test mix for your column.

Agilent J&W GC Column Test Standards

Column Description	Microbore (0.05 & 0.10 mm ID) Part No.	Capillary (0.18 & 0.32 mm ID) Part No.	Megabore (0.45 & 0.53 mm ID) Part No.
OV-351		200-0032	
DB-1ht		200-0010	
DB-1	200-0010	200-0310	200-0110
DB-5	200-0010	200-0310	200-0110
DB-5ht		200-0010	
DB-5ms		200-0185	200-0185
DB-624		200-0113	200-0113
DB-2887			200-0110
DB-WAX	200-0070	200-0370	200-0070
DB-WAXetr		200-0370	200-0070
SE-30		200-0010	
SE-52		200-0010	
SE-54		200-0010	200-0010
HP-1		5080-8858	8500-6812
HP-5		5080-8858	8500-6812
HP-FFAP	8500-6813	8500-6813	8500-6813
GS-OxyPLOT			5188-5379

Test Standards for Agilent J&W CP and VF Columns

Test Mix 31 Hazardous, 1/pk	Part No.
VF-1ms	CP0031
VF-5ms	CP0031
VF-17ms	CP0031
VF-35ms	CP0031
VF-Xms	CP0031
VF-1301ms	CP0031
VF-200ms	CP0031
VF Rapid-MS	CP0031
CP-Sil 5 CB	CP0031
CP-Sil 8 CB	CP0031
CP-Sil 24 CB	CP0031
CP-1301	CP0031

TIPS & TOOLS

Ensure highest quality gas while keeping gas lines clean and leak-free with Agilent's high-capacity gas filter. Learn more at www.agilent.com/chem/gasclean





Column Installation and Troubleshooting

Quick reference guides and tips to ensure peak performance

Agilent J&W GC columns are backed by decades of chromatography experience, so you can count on superior quality and dependability. And you can help ensure maximum performance, efficiency, and column life by implementing the most current installation and troubleshooting procedures.

In this section, you'll discover tips, techniques, and easy reference guides that will help you:

- Confidently install any capillary column
- Condition and test new columns
- Alleviate and avoid column performance degradation due to thermal damage, oxygen damage, and other factors
- Pinpoint and fix the most common column problems

So you'll expand your hours of continuous operation, decrease downtime, and get the reproducible results that your lab demands.

Capillary Column Installation

Quick Reference Guide

For more detailed installation information, refer to the GC Column Installation Guide which is provided with your column, or visit www.agilent.com/chem/columninstall

Precolumn Installation Check List

1. Replace oxygen, moisture, and hydrocarbon traps as needed.
2. Clean the injection port, replace critical injection port seals, replace injection port liners, and change septa as needed.
3. Check detector seals, and replace as necessary. Clean or replace detector jets as necessary.
4. Carefully inspect the column for damage or breakage.
5. Check your GC manufacturer's gas pressure requirements and verify gas cylinder delivery pressures to ensure that an adequate supply of carrier, makeup, and fuel gases are available. Minimum recommended carrier gas purity percentages are: helium 99.995% and hydrogen 99.995%, with H₂O <1 ppm and O₂ <0.5 ppm.
6. Gather the necessary installation tools: You will need a column cutter, column nuts, column nut wrench, ferrules, a magnifying loupe, and typewriter correction fluid.

Installing the Column

1. Uncoil approximately 0.5 m of tubing (1 coil ~ 0.5 m) from the column basket at both ends of the column for injector and detector installation. Avoid using sharp bends in the tubing.
2. Mount the column in the oven. Use a handling bracket if available.
3. Install the column nut and graphite/polyimide or graphite ferrule at each column end; pull the nut and ferrule down the tubing approximately 15 cm (**Table 6**).
4. Score (scratch) the column. Use a light touch to score the column about 4 to 5 cm from each end.

(Continued)

Table 6:

Ferrule Sizes

Column ID (mm)	Ferrule ID (mm)
0.10	0.4
0.18	0.4
0.20	0.4
0.25	0.4
0.32	0.5
0.45	0.8
0.53	0.8



5. Make a clean break. Grasp the column between the thumb and forefinger as close to the score point as possible. Gently pull and bend the column. The column should part easily. If the column does not break easily, do not force it. Score the column again in a different place (farther from the end than before) and try again for a clean break.
6. Use a magnifying loupe to inspect the cut. Make sure the cut is square across the tubing with no polyimide or "glass" fragments at the end of the tube.
7. Install the column in the inlet. Check the GC manufacturer's instrument manual for the correct insertion distance in the injection port type being used. Slide the column nut and ferrule to the proper distance and then mark the correct distance on the column with typewriter correction fluid just behind the column nut. Allow the fluid to dry. Insert the column into the injector. Finger tighten the column nut until it starts to grab the column, and then tighten the nut an additional 1/4 to 1/2 turn, so that the column cannot be pulled from the fitting when gentle pressure is applied. Verify that the correct column insertion distance has been maintained by looking at the typewriter correction fluid mark.
8. Turn on the carrier gas and establish the proper flow rate. Set head pressure, split flow, and septum purge flow to appropriate levels. See **Table 7** for nominal head pressures. If fusing a split/splitless inlet, check that the purge (split) valve is "on" (open).
9. Confirm carrier gas flow through the column. Immerse the end of the column in a vial of solvent and check for bubbles.
10. Install the column into the detector. Check the instrument manufacturer's manual for the proper insertion distance.
11. Check for leaks. **This is very important.** Do not heat the column without thoroughly checking for leaks.
12. Establish proper injector and detector temperatures.
13. Establish proper makeup and detector gas flows. Ignite or turn "on" the detector.
14. Purge the column for a minimum of 10 min at ambient temperature. Add the appropriate additional purge time following inlet or trap maintenance.
15. Inject non-retained substance to check for proper injector installation. Examples: butane or methane (FID), headspace vapors from acetonitrile (NPD), headspace vapors from methylene chloride (ECD), air (TCD), argon (mass spectrometer). Proper installation is indicated by a symmetrical non-retained peak. If tailing is observed, reinstall the column into the inlet.

TIPS & TOOLS



Learn more about Agilent's top-ranked service and support at www.agilent.com/chem/services

Conditioning and Testing the Column

1. Set oven temperature 20 °C above the maximum temperature of the analysis or at the maximum temperature of the column (whichever is lower) for 2 hours. If after 10 min at the upper temperature the background does not begin to fall, immediately cool the column and check for leaks.
2. If you are using polyimide or graphite/polyimide ferrules, recheck column nut tightness after the conditioning process.
3. Confirm final proper average linear velocity by injecting a non-retained substance again.

Table 7:

Approximate Head Pressures (psig)							
Column Length (m)	Column ID (mm)						
	0.1	0.18	0.2	0.25	0.32	0.45	0.53
10	35-45	5-13					
12			10-15				
15				8-12	5-13		1-2
20	75-100	10-20					
25			20-30				
30				15-25	10-20	3-5	2-4
40		35-50					
50			30-60		15-25		
60				30-45	20-30	6-10	4-8
75						8-14	5-13
105				60-80			10-15

Causes of Column Performance Degradation

Column Breakage

Fused silica columns break wherever there is a weak point in the polyimide coating. The polyimide coating protects the fragile but flexible fused silica tubing. The continuous heating and cooling of the oven, vibrations caused by the oven fan, and being wound on a circular cage all place stress on the tubing. Eventually breakage occurs at a weak point. Weak spots are created where the polyimide coating is scratched or abraded. This usually occurs when a sharp point or edge is dragged over the tubing. Column hangers and tags, metal edges in the GC oven, column cutters, and miscellaneous items on the lab bench are just some of the common sources of sharp edges or points.

It is rare for a column to spontaneously break. Column manufacturing practices tend to expose any weak tubing and eliminate it from use in finished columns. Larger diameter columns are more prone to breakage. This means that greater care and prevention against breakage must be taken with 0.45-0.53 mm id tubing than with 0.18-0.32 mm id tubing.


A broken column is not always fatal. If a broken column was maintained at a high temperature either continuously or with multiple temperature program runs, damage to the column is very likely. The back half of the broken column has been exposed to oxygen at elevated temperatures which rapidly damages the stationary phase. The front half is fine since carrier gas flowed through this length of column. If a broken column has not been heated or only exposed to high temperatures or oxygen for a very short time, the back half has probably not suffered any significant damage.

A union can be installed to repair a broken column. Any suitable union will work to rejoin the column. Problems with dead volume (peak tailing) may occur with improperly installed unions.

Thermal Damage

Exceeding a column's upper temperature limit results in accelerated degradation of the stationary phase and tubing surface. This results in the premature onset of excessive column bleed, peak tailing for active compounds and/or loss of efficiency (resolution). Fortunately, thermal damage is a slower process, thus prolonged times above the temperature limit are required before significant damage occurs. Thermal damage is greatly accelerated in the presence of oxygen. Overheating a column with a leak or high oxygen levels in the carrier gas results in rapid and permanent column damage.

Setting the GC's maximum oven temperature at or only a few degrees above the column's temperature limit is the best method to prevent thermal damage. This prevents the accidental overheating of the column. If a column is thermally damaged, it may still be functional. Remove the column from the detector. Heat the column for 8-16 hours at its isothermal temperature limit. Remove 10-15 cm from the detector end of the column. Reinstall the column and condition as usual. The column usually does not return to its original performance; however, it is often still functional. The life of the column will be reduced after thermal damage.



Oxygen Damage

Oxygen is an enemy to most capillary GC columns. While no column damage occurs at or near ambient temperatures, severe damage occurs as the column temperature increases. In general, the temperature and oxygen concentration at which significant damage occurs is lower for polar stationary phases. It is constant exposure to oxygen that is the problem. Momentary exposure such as an injection of air or a very short duration septum nut removal is not a problem.

A leak in the carrier gas flow path (e.g., gas lines, fittings, injector) is the most common source of oxygen exposure. As the column is heated, very rapid degradation of the stationary phase occurs. This results in the premature onset of excessive column bleed, peak tailing for active compounds and/or loss of efficiency (resolution). These are the same symptoms as for thermal damage. Unfortunately, by the time oxygen damage is discovered, significant column damage has already occurred. In less severe cases, the column may still be functional but at a reduced performance level. In more severe cases, the column is irreversibly damaged.

Maintaining an oxygen and leak-free system is the best prevention against oxygen damage. Good GC system maintenance includes periodic leak checks of the gas lines and regulators, regular septa changes, using high quality carrier gases, installing and changing oxygen traps, and changing gas cylinders before they are completely empty.



Chemical Damage

There are relatively few compounds that damage stationary phases. Introducing nonvolatile compounds (e.g., salts) in a column often degrades performance, but damage to the stationary phase does not occur. These residues can often be removed and performance returned by solvent rinsing the column.

Inorganic or mineral bases and acids are the primary compounds to avoid introducing into a column. The acids include hydrochloric (HCl), sulfuric (H₂SO₄), nitric (HNO₃), phosphoric (H₃PO₄), and chromic (CrO₃). The bases include potassium hydroxide (KOH), sodium hydroxide (NaOH), and ammonium hydroxide (NH₄OH). Most of these acids and bases are not very volatile and accumulate at the front of the column. If allowed to remain, the acids or bases damage the stationary phase. This results in the premature onset of excessive column bleed, peak tailing for active compounds and/or loss of efficiency (resolution). The symptoms are very similar to thermal and oxygen damage. Hydrochloric acid and ammonium hydroxide are the least harmful of the group. Both tend to follow any water that is present in the sample. If the water is not or only poorly retained by the column, the residence time of the HCl and NH₄OH in the column is short. This tends to eliminate or minimize any damage by these compounds. Thus, if HCl or NH₄OH are present in a sample, using conditions or a column with no water retention will render these compounds relatively harmless to the column.

The only organic compounds that have been reported to damage stationary phases are perfluoroacids. Examples include trifluoroacetic, pentafluoropropanoic, and heptafluorobutyric acid. They need to be present at high levels (e.g., 1% or higher). Most of the problems are experienced with splitless or megabore direct injections where large volumes of the sample are deposited at the front of the column.

Since chemical damage is usually limited to the front of the column, trimming or cutting 0.5-1 m from the front of the column often eliminates any chromatographic problems. In more severe cases, five or more meters may need to be removed. The use of a guard column or retention gap will minimize the amount of column damage; however, frequent trimming of the guard column may be necessary. The acid or base often damages the surface of the deactivated fused silica tubing which leads to peak shape problems for active compounds.

Column Contamination

Column contamination is one of the most common problems encountered in capillary GC. Unfortunately, it mimics a very wide variety of problems and is often misdiagnosed as another problem. A contaminated column is usually not damaged, but it may be rendered useless.

There are two basic types of contaminants: nonvolatile and semivolatile. Nonvolatile contaminants or residues do not elute and accumulate in the column. The column becomes coated with these residues which interfere with the proper partitioning of solutes in and out of the stationary phase. Also, the residues may interact with active solutes resulting in peak adsorption problems (evident as peak tailing or loss of peak size). Active solutes are those containing a hydroxyl (-OH) or amine (-NH) group, and some thiols (-SH) and aldehydes. Semivolatile contaminants or residues accumulate in the column, but eventually elute. Hours to days may elapse before they completely leave the column. Like nonvolatile residues, they may cause peak shape and size problems, and, in addition, are usually responsible for many baseline problems (instability, wander, drift, ghost peaks, etc.).

Contaminants originate from a number of sources, with injected samples being the most common. Extracted samples are among the worst types. Biological fluids and tissues, soils, waste and ground water, and similar types of matrixes contain high amounts of semivolatile and nonvolatile materials. Even with careful and thorough extraction procedures, small amounts of these materials are present in the injected sample. Several to hundreds of injections may be necessary before the accumulated residues cause problems. Injection techniques such as on-column, splitless, and megabore direct place a large amount of sample into the column, thus column contamination is more common with these injection techniques.

Occasionally, contaminants originate from materials in gas lines and traps, ferrule and septa particles, or anything coming in contact with the sample (vials, solvents, syringes, pipettes, etc.). These types of contaminants are probably responsible when a contamination problem suddenly develops and similar samples in previous months or years did not cause any problems.

Minimizing the amount of semivolatile and nonvolatile sample residues is the best method to reduce contamination problems. Unfortunately, the presence and identity of potential contaminants are often unknown. Rigorous and thorough sample cleanup is the best protection against contamination problems. The use of a guard column or retention gap often reduces the severity or delays the onset of column contamination induced problems. If a column becomes contaminated, it is best to solvent rinse the column to remove the contaminants.

Maintaining a contaminated column at high temperatures for long periods of time (often called baking-out a column) is not recommended. Baking-out a column may convert some of the contaminating residues into insoluble materials that cannot be solvent rinsed from the column. If this occurs, the column cannot be salvaged in most cases. Sometimes the column can be cut in half and the back half may still be useable. Baking-out a column should be limited to 1-2 hours at the isothermal temperature limit of the column.

TIPS & TOOLS

Column contamination from sample matrix components is the number one cause of column failure. Use Agilent DuraGuard GC columns with built-in guard if you do not want to use column connectors.





Column rinse kit, 430-3000

Solvent Rinsing Columns

Solvent rinsing columns involves removing the column from the GC and passing milliliters of solvent through the column. Any residues soluble in the rinse solvents are washed from the column. Injecting large volumes of solvent while the column is still installed is not rinsing and doing so will not remove any contaminants from the column. **A capillary GC column must have a bonded and cross-linked stationary phase before it can be solvent rinsed.** Solvent rinsing a non-bonded stationary phase results in severe damage to the column.

A column rinse kit is used to force solvent through the column (see picture). The rinse kit is attached to a pressurized gas source (N_2 or He), and the column is inserted into the rinse kit. Solvent is added to the vial, and the vial is pressurized using the gas source. The pressure forces solvent to flow through the column. Residues dissolve into the solvent and are backflushed out of the column with the solvent. The solvent is then purged from the column, and the column is properly conditioned.

Before rinsing a column, cut about 0.5 meter from the front (i.e., injector end) of the column. Insert the detector end of the column into the rinse kit. Multiple solvents are normally used to rinse columns. Each successive solvent must be miscible with the previous one. High boiling point solvents should be avoided especially as the last solvent. The sample matrix solvent(s) is often a good choice.

Methanol, methylene chloride and hexane are recommended and work very well for the majority of cases. Acetone can be substituted for methylene chloride to avoid using halogenated solvents; however, methylene chloride is one of the best rinsing solvents. If aqueous based samples (e.g., biological fluids and tissues) were injected, use water before the methanol. Some residues originating from aqueous based samples are only soluble in water and not organic solvents. Water and alcohols (e.g., methanol, ethanol, isopropanol) should be used to rinse bonded polyethylene glycol based stationary phases (e.g., DB-WAX, DB-WAXetr, DB-FFAP, HP-INNOWax) **only as a last resort.**

Table 8 lists the suggested solvent volumes for different diameter columns. Using larger solvent volumes is not harmful, but rarely better and merely wasteful. After adding the first solvent, pressurize the rinse kit, but stay below 20 psi. Use the highest pressure that keeps the solvent flow rate below 1 mL/min. Except for most 0.53 mm id columns, the rinse kit pressure will reach 20 psi before the flow rate reaches 1 mL/min. Longer rinse times are required when using heavy or viscous solvents, and for longer or smaller diameter columns. When all or most of the first solvent has entered the column, add the next solvent. The previous solvent does not have to vacate the column before the next solvent is started through the column.

After the last solvent has left the column, allow the pressurizing gas to flow through the column for 5-10 min. Install the column in the injector and turn on the carrier gas. Allow the carrier gas to flow through the column for 5-10 min. Attach the column to the detector (or leave it unattached if preferred). Using a temperature program starting at 40-50 °C, heat the column at 2-3 °/min until the upper temperature limit is reached. Maintain this temperature for 1-4 hours until the column is fully conditioned.

Column Storage

Capillary columns should be stored in their original box when removed from the GC. Place a GC septa over the ends to prevent debris from entering the tubing. Upon reinstallation of the column, the column ends need to be trimmed by 2-4 cm to ensure that a small piece of septa is not lodged in the column.

If a column is left in a heated GC, there should always be carrier gas flow. The carrier gas flow can be turned off only if the oven, injector, detector and transfer lines are turned off (i.e., not heated). Without carrier gas flow, damage to the heated portion of the column occurs.

Table 8:

Solvent Volumes for Rinsing Columns

Column ID (mm)	Solvent Volume (mL)
0.18-0.2	3-4
0.25	4-5
0.32	6-7
0.45	7-8
0.53	10-12

Using larger volumes will not damage the column





Evaluating the Problem

The first step in any troubleshooting effort is to step back and evaluate the situation. Rushing to solve the problem often results in a critical piece of important information being overlooked or neglected. In addition to the problem, look for any other changes or differences in the chromatogram. Many problems are accompanied by other symptoms. Retention time shifts, altered baseline noise or drift, or peak shape changes are only a few of the other clues that often point to or narrow the list of possible causes. Finally, make note of any changes or differences involving the sample. Solvents, vials, pipettes, storage conditions, sample age, extraction, preparation techniques, or any other factor influencing the sample environment can be responsible.

Checking the Obvious

A surprising number of problems involve fairly simple and often overlooked components of the GC system or analysis. Many of these items are transparent in the daily operation of the GC and are often taken for granted ("set it and forget it"). The areas and items to check include:

- Gases: pressures, carrier gas average linear velocity, and flow rates (detector, split vent, septum purge)
- Temperatures: column, injector, detector, and transfer lines
- System parameters: purge activation times, detector attenuation and range, mass ranges, etc.
- Gas lines and traps: cleanliness, leaks, and expiration
- Injector consumables: septa, liners, O-rings, and ferrules
- Sample integrity: concentration, degradation, solvent, and storage
- Syringes: handling technique, leaks, needle sharpness, and cleanliness
- Data system: settings and connections

The Most Common Problems

Ghost Peaks or Carryover

System contamination is responsible for most ghost peaks or carryover problems. If the extra ghost peaks are similar in width to the sample peaks (with similar retention times), the contaminants were likely introduced into the column at the same time as the sample. The extra compounds may be present in the injector (i.e., contamination) or in the sample itself. Impurities in solvents, vials, caps and syringes are only some of the possible sources. Injecting sample and solvent blanks may help to find possible sources of the contaminants. If the ghost peaks are much broader than the sample peaks, the contaminants were most likely already in the column when the injection was made. These compounds were still in the column when a previous GC run was terminated. They elute during a later run and are often very broad. Sometimes numerous ghost peaks from multiple injections overlap and elute as a hump or blob. This often takes on the appearance of baseline drift or wander.

Increasing the final temperature or time in the temperature program is one method to minimize or eliminate a ghost peak problem. Alternatively, a short bake out after each run or series of runs may remove the highly retained compounds from the column before they cause a problem.

Condensation Test

Use this test whenever injector or carrier gas contamination problems are suspected (e.g., ghost peaks or erratic baseline).

1. Leave the GC at 40-50 °C for 8 or more hours.
2. Run a blank analysis (i.e., start the GC, but with no injection) using the normal temperature conditions and instrument settings.
3. Collect the chromatogram for this blank run.
4. Immediately repeat the blank run as soon as the first one is completed. Do not allow more than 5 min to elapse before starting the second blank run.
5. Collect the chromatogram for the second blank run and compare it to the first chromatogram.
6. If the second chromatogram contains a substantially larger amount of peaks and baseline instability, the incoming carrier gas line or the carrier gas is contaminated.
7. If the second chromatogram contains few peaks or very little baseline drift, the carrier gas and incoming carrier gas lines are relatively clean.

Troubleshooting Guides

Excessive Baseline Noise

Possible Cause	Solution	Comments
Injector contamination	Clean the injector; replace liner, gold seal	Try a condensation test; gas lines may also need cleaning
Column contamination	Bake out the column	Limit the bake out to 1-2 hours
	Solvent rinse the column	Only for bonded and cross-linked phases Check for inlet contamination
Detector contamination	Clean the detector	Usually the noise increases over time and not suddenly
Contaminated or low quality gases	Use better grade gases; also check for expired gas traps or leaks	Usually occurs after changing a gas cylinder
Column inserted too far into the detector	Reinstall the column	Consult GC manual for proper insertion distance
Incorrect detector gas flow rates	Adjust the flow rates to the recommended values	Consult GC manual for proper flow rates
Leak when using an MS, ECD, or TCD	Find and eliminate the leak	Usually at the column fittings or injector
Old detector filament, lamp or electron multiplier	Replace appropriate part	
Septum degradation	Replace septum	For high temperature applications use an appropriate septum

Baseline Instability or Disturbances

Possible Cause	Solution	Comments
Injector contamination	Clean the injector	Try a condensation test; gas lines may also need cleaning
Column contamination	Bake out the column	Limit a bake out to 1-2 hours
Unequilibrated detector	Allow the detector to stabilize	Some detectors may require up to 24 hours to fully stabilize
Incompletely conditioned column	Fully condition the column	More critical for trace level analyses
Change in carrier gas flow rate during the temperature program	Normal in many cases	MS, TCD and ECD respond to changes in carrier gas flow rate

Tailing Peaks

Possible Cause	Solution	Comments
Column contamination	Trim the column	Remove 0.5-1 m from the front of the column
	Solvent rinse the column	Only for bonded and cross-linked phases Check for inlet contamination
Column activity	Irreversible; replace the column	Only affects active compounds
Solvent-phase polarity mismatch	Change sample solvent to a single solvent	More tailing for the early eluting peaks or those closest to the solvent front
	Use a retention gap	3-5 m retention gap is sufficient
Solvent effect violation for splitless or on-column injections	Decrease the initial column temperature	Peak tailing decreases with retention
Too low of a split ratio	Increase the split ratio	Flow from split vent should be 20 mL/min or higher
Poor column installation	Reinstall the column	More tailing for early eluting peaks
Some active compounds always tail	None	Most common for amines and carboxylic acids

Split Peaks

Possible Cause	Solution	Comments
Injection technique	Change technique	Usually related to erratic plunger depression or having sample in the syringe needle; Use an auto injector
Mixed sample solvent	Change sample solvent to a single solvent	Worse for solvents with large differences in polarity or boiling points
Poor column installation	Reinstall the column	Usually a large error in the insertion distance
Sample degradation in the injector	Reduce the injector temperature	Peak broadening or tailing may occur if the temperature is too low
	Change to an on-column injection	Requires an on-column injector
Poor sample focusing	Use a retention gap	For splitless and on-column injection

Retention Time Shift

Possible Cause	Solution	Comments
Change in carrier gas velocity	Check the carrier gas velocity	All peaks will shift in the same direction by approximately the same amount
Change in column temperature	Check the column temperature	Not all peaks will shift by the same amount
Change in column dimension	Verify column identity	
Large change in compound concentration	Try a different sample concentration	May also affect adjacent peaks; Sample overloading is corrected with an increase in split ratio or sample dilution
Leak in the injector	Leak check the injector	A change in peak size usually occurs
Blockage in a gas line	Clean or replace the plugged line	More common for the split line; also check flow controllers and solenoids
Septum leak	Replace septum	Check for needle barb
Sample solvent incompatibility	Change sample solvent to a single solvent Use a retention gap	For splitless injection

Change in Peak Size

Possible Cause	Solution	Comments
Change in detector response	Check gas flows, temperatures and settings	All peaks may not be equally affected
	Check background level or noise	May be caused by system contamination and not the detector
Change in the split ratio	Check split ratio	All peaks may not be equally affected
Change in the purge activation time	Check the purge activation line	For splitless injection
Change in injection volume	Check the injection technique	Injection volumes are not linear
Change in sample concentration	Check and verify sample concentration	Changes may also be caused by degradation, evaporation, or variances in sample temperature or pH
Leak in the syringe	Use a different syringe	Sample leaks past the plunger or around the needle; Leaks are not often readily visible
Column contamination	Trim the column	Remove 0.5-1 m from the front of the column
	Solvent rinse the column	Only for bonded and cross-linked phases
Column activity	Irreversible	Only affects active compounds
Coelution	Change column temperature or stationary phase	Decrease column temperature and check for the appearance of a peak shoulder or tail
Change in injector discrimination	Maintain the same injector parameters	Most severe for split injections
Sample flashback	Inject less, use a larger liner, reduce the inlet temperature	Less solvent and higher flow rates are most helpful
Decomposition from inlet contamination	Clean the injector; replace liner, gold seal	Only use deactivated liners and glass wool in the inlet

Loss of Resolution

Possible Cause	Solution	Comments
Decrease in separation		
Different column temperature	Check the column temperature	Differences in other peaks will be visible
Different column dimensions or phase	Verify column identity	Differences in other peaks will be visible
Coelution with another peak	Change column temperature	Decrease column temperature and check for the appearance of a peak shoulder or tail
Increase in peak width		
Change in carrier gas velocity	Check the carrier gas velocity	A change in the retention time also occurs
Column contamination	Trim the column	Remove 0.5-1 m from the front of the column
	Solvent rinse the column	Only for bonded and cross-linked phases
Change in the injector	Check the injector settings	Typical areas: split ratio, liner, temperature, injection volume
Change in sample concentration	Try a different sample concentration	Peak widths increase at higher concentrations
Improper solvent effect, lack of focusing	Lower oven temperature, better solvent, sample phase polarity match, use a retention gap	For splitless injection

Part Number Index

0100-0057.....	113, 131	05971-20143.....	154-155, 157	115-3352E.....	429	121-5522.....	126, 300
0100-0161.....	127	05971-60571.....	163, 176	115-3352PT.....	429	121-5522E.....	300
0100-0549.....	169	05971-80103.....	165	115-3412.....	426	121-5522LTM.....	300, 456
0100-1324.....	41	05980-20018.....	146, 176-177	115-3422.....	426	121-5522UI.....	266, 290
0100-1325.....	41	05980-60051.....	146, 174	115-3432.....	426	121-5522UILTM.....	290, 457
0100-1326.....	41	05988-20066.....	38, 40, 148, 172	115-3432E.....	426	121-5523.....	300
0100-1331.....	41	07673-20570.....	51	115-3432PT.....	421, 426	121-5523LTM.....	300, 456
0100-1332.....	41, 91, 99, 105, 113, 129, 131, 136-137	07673-40180.....	50	115-34H2.....	426	121-5523UI.....	290
0100-1342.....	41	07673-60840.....	51	115-3532.....	433	121-5523UILTM.....	290, 457
0100-1344.....	41	0960-0897.....	162	115-3532PT.....	278-279, 421, 433	121-5542.....	300
0100-1365.....	41	1000-1437.....	113-115, 131	115-3552.....	433	121-5621.....	394
0100-1375.....	41, 85, 87	1000-1438.....	114	115-3552PT.....	279, 285, 421, 433	121-5622.....	394
0100-1378.....	41	112-2032.....	361	115-4912.....	366	121-7012.....	352
0100-1379.....	41	112-2032LTM.....	361, 453	115-4912E.....	366	121-7012LTM.....	352, 458
0100-1381.....	41	112-2112.....	442	121-0122.....	295	121-7013LTM.....	458
0100-1389.....	80	112-2132.....	442	121-0122LTM.....	295, 455	121-7022.....	352
0100-1597.....	169	112-2133.....	442	121-0122UI.....	289	121-7022LTM.....	352, 458
0100-2138.....	122-123	112-2133LTM.....	442, 453	121-0713.....	349	121-7023.....	352
0100-2430.....	122-123	112-2162.....	442	121-0722.....	266, 349	121-7023LTM.....	352, 458
0100-2594.....	53	112-2532.....	411	121-0722LTM.....	349, 454	121-7042.....	352
0100-2595.....	53	112-2532E.....	411	121-1012.....	319	121-7042E.....	352
0101-0282.....	48	112-2532LTM.....	411, 453	121-1012E.....	319	121-7043.....	352
0101-0299.....	48	112-2562.....	411	121-1012LTM.....	319, 453	121-9627.....	390
0101-0300.....	48	112-5432.....	444	121-1013.....	319	121-9723.....	264, 276, 292, 392
0101-0301.....	48	112-5462.....	444	121-1013LTM.....	319, 453	122-0112.....	295
0101-0302.....	48	112-6632.....	410	121-101A.....	319	122-0112E.....	295
0101-0303.....	48	112-6632LTM.....	410, 453	121-101ALTM.....	319, 453	122-0112LTM.....	295, 455
0101-0304.....	48	112-8837.....	126, 405	121-1022.....	319	122-0112UI.....	289
0101-0355.....	48	112-8837E.....	405	121-1022E.....	319	122-0131.....	295
0101-0403.....	48	112-8837LTM.....	405, 460	121-1022LTM.....	319, 453	122-0132.....	126, 273, 295
0101-0532.....	48	112-8867.....	405	121-1023.....	319	122-0132E.....	295
0101-0584.....	47	112-8867E.....	405	121-1023LTM.....	319, 453	122-0132LTM.....	455
0101-0585.....	47	112-88A7.....	405	121-1043.....	319	122-0132UI.....	289
0101-0633.....	48	112-88A7E.....	405	121-1222.....	304	122-0132UIE.....	289
0101-0636.....	47	113-2032.....	361	121-1232.....	304	122-0162.....	295
0101-0637.....	47	113-2132.....	442	121-1324.....	267, 271, 275, 284, 398	122-0162UI.....	289
0101-0638.....	47	113-2132LTM.....	442, 453	121-1324E.....	398	122-0212.....	344
0101-0639.....	47	113-2133.....	442	121-1324LTM.....	398, 457	122-0232.....	344
0101-0666.....	48	113-2532.....	411	121-1324UI.....	275, 291, 397	122-0232E.....	344
0101-0667.....	48	113-2532E.....	411	121-1524.....	267, 271, 275, 284, 400	122-0233.....	267, 344
0101-0946.....	47	113-3032.....	444	121-1524LTM.....	400, 457	122-0334UI.....	292, 416
0101-0947.....	47	113-3112.....	437	121-1544.....	400	122-0364UI.....	292, 416
0101-0948.....	48	113-3132.....	437	121-1544E.....	400	122-0712.....	349
0101-0954.....	48	113-3133.....	437	121-1722.....	339	122-0713.....	349
0101-0955.....	48	113-3133LTM.....	437, 458	121-1722LTM.....	339, 454	122-0713LTM.....	349, 454
0101-0956.....	48	113-3162.....	437	121-1723.....	339	122-0731.....	349
0101-0957.....	48	113-3432.....	426	121-2223.....	345	122-0732.....	126, 266, 268, 349
0101-1001.....	48	113-3432E.....	426	121-2323.....	342	122-0732E.....	349
0101-1472.....	47	113-3432LTM.....	426, 458	121-3822.....	306	122-0732LTM.....	349, 454
0101-1473.....	47	113-4302.....	434	121-3822UI.....	291	122-0733.....	274, 349
03396-61010.....	127	113-4312.....	434	121-4722.....	308	122-0733E.....	349
0515-0680.....	113, 115, 131	113-4332.....	283, 434	121-4722LTM.....	308, 454	122-0733LTM.....	349, 454
0515-0683.....	114	113-4362.....	278, 434	121-5012.....	329	122-0761.....	349
0515-2495.....	120, 133	113-5432.....	444	121-5012E.....	329	122-0762.....	349
0515-2712.....	128	113-6632.....	410	121-5012LTM.....	329, 455	122-0763.....	349
0515-2726.....	120, 133	113-6632LTM.....	410, 453	121-5013.....	329	122-0763E.....	349
0535-0071.....	157	115-2132.....	282, 442	121-5013LTM.....	329, 455	122-0766.....	349
05890-61525.....	50	115-2132LTM.....	442, 453	121-5022.....	329	122-1011.....	319
05890-80660.....	49	115-3113.....	437	121-5022E.....	329	122-1012.....	319
05921-21170.....	39-40	115-3133.....	437	121-5022LTM.....	329, 455	122-1012LTM.....	319, 453
05970-60045.....	182	115-3133LTM.....	437, 458	121-5023.....	329	122-1013.....	319
05971-20134.....	151, 154	115-3332.....	429	121-5023LTM.....	329, 455	122-1022.....	319
		115-3352.....	429	121-5042.....	329	122-1022LTM.....	319, 453

122-1022LTM	319, 453	122-1811	364	122-5032E	330	122-6832	269-270, 388
122-1031	319	122-1831	364	122-5032LTM	330, 456	122-7012	353
122-1032	319	122-1831LTM	364, 454	122-5033	272, 330	122-7012E	353
122-1032E	319	122-1932	337	122-5033E	330	122-7012LTM	353, 458
122-1032G	445	122-1962	337	122-5033LTM	330, 456	122-7013	272, 353
122-1032LTM	319, 453	122-2032	343	122-503E	330	122-7013LTM	353, 458
122-1033	267, 319	122-2032LTM	343, 455	122-503ELTM	330, 456	122-7031	353
122-1033E	319	122-2033	343	122-5052	330	122-7032	278, 353
122-1033LTM	319, 453	122-2033LTM	343, 455	122-5061	330	122-7032E	353
122-103E	319	122-2212	345	122-5062	330	122-7032LTM	353, 458
122-103ELTM	319, 453	122-2212LTM	345, 455	122-5063	330	122-7033	272, 276, 353
122-1052	319	122-2231	345	122-506E	330	122-7033E	353
122-1061	319	122-2232	345	122-5511	300	122-7033LTM	353, 458
122-1062	319	122-2232LTM	345, 455	122-5511LTM	300, 456	122-7061	353
122-1063	319	122-2312	342	122-5512	300	122-7062	353
122-106E	278, 319	122-2331	342	122-5512LTM	300, 456	122-7062E	353
122-10A6	369	122-2332	342	122-5512UI	267, 290	122-7063	353
122-10A6E	283, 369	122-2332E	342	122-5512UILTM	290, 457	122-7063E	353
122-10AE	319	122-2332LTM	342, 455	122-5513	300	122-7332	354
122-10G3	319	122-2361	342	122-5513UI	290	122-7332E	354
122-1111	362	122-2361E	342	122-5516	300	122-7332LTM	354, 458
122-1111E	362	122-2362	285, 342	122-5522	300	122-7333	354
122-1131	362	122-2362E	342	122-5522LTM	300, 456	122-7362	354
122-1131LTM	455	122-2461	396	122-5522UI	290	122-7363	354
122-1211	304	122-2462	396	122-5522UILTM	290, 457	122-7732	283-284, 386
122-1211LTM	304, 458	122-2912	312	122-5531	300	122-7732LTM	386, 454
122-1212	304	122-2912LTM	312, 455	122-5532	265, 267-268, 272-274, 300	122-96L2	390
122-1231	304	122-2932	283, 312	122-5532E	300	122-9732	276, 292, 392
122-1232	267, 269, 272, 282-285, 304	122-2932E	312	122-5532G	445	122-9736	292, 392
122-1232G	445	122-2932LTM	312, 455	122-5532LTM	300, 456	123-0112	295
122-1232LTM	304, 458	122-2962	312	122-5533	266, 268-271, 290	123-0112UI	289
122-1233	304	122-3212	358	122-5533UI	290	123-0131	295
122-1236	265, 304	122-3232	358	122-5533UIE	290	123-0132	295
122-1262	304	122-3232E	358	122-5533UILTM	290, 457	123-0132UI	289
122-1332	347	122-3232LTM	358, 457	122-5533	267, 273-274, 276, 300	123-0162	295
122-1332E	347	122-3233	358	122-5533E	300	123-0213	344
122-1333	267, 347	122-3262	358	122-5533G	445	123-0232	344
122-1334	265, 269, 272, 398	122-3262E	358	122-5533LTM	300, 456	123-0233	344
122-1334E	398	122-3263	358	122-5533UI	266, 274, 290	123-0334UI	292, 416
122-1334LTM	398, 457	122-3812	306	122-5533UILTM	290, 457	123-0364UI	292, 416
122-1334UI	265, 272, 291, 397	122-3812UI	291	122-5536	270, 300	123-0712	349
122-1362	347	122-3831	306	122-5536E	300	123-0712LTM	349, 454
122-1363	347	122-3832	265, 270, 274, 283-284, 306	122-5536G	445	123-0713	349
122-1363E	347	122-3832E	306	122-5536UI	290	123-0731	349
122-1364	265, 267, 269, 271, 284, 398	122-3832LTM	306, 455	122-5536UILTM	290, 457	123-0732	349
122-1364E	398	122-3832UI	271, 291	122-5552	300	123-0732E	349
122-1364UI	265, 267, 275, 291, 397	122-3862	306	122-5552UI	290	123-0733	349
122-1534	265, 269, 272, 400	122-4711	308	122-5561	300	123-0733E	349
122-1534LTM	400, 457	122-4711LTM	308, 454	122-5562	300	123-0753	349
122-1564	265, 267, 269, 271-272, 275, 284, 400	122-4712	308	122-5562E	300	123-0762	349
122-1564E	400	122-4712LTM	308, 454	122-5562G	445	123-0763	349
122-1712	339	122-4731	308	122-5562UI	270-271, 276, 290	123-0763E	349
122-1713	339	122-4732	270, 273, 308	122-5563	300	123-100ALTM	453
122-1713E	339	122-4732E	308	122-5563UI	290	123-1011	320
122-1731	339	122-4732LTM	308, 454	122-5631	394	123-1011LTM	320, 453
122-1731E	339	122-4762	308	122-5631G5	445	123-1012	320
122-1732	339	122-5002LTM	456	122-5632	394	123-1012LTM	320, 453
122-1732E	339	122-5011	330	122-5633	394	123-1013	320
122-1732LTM	339, 454	122-5012	283, 330	122-5661	394	123-1014	320
122-1733	339	122-5012LTM	330, 456	122-5711	363	123-1015	320
122-1762	339	122-5013	330	122-5711E	363	123-1015LTM	320, 453
122-1801	364	122-501E	330	122-5711LTM	363, 456	123-1022	283, 320
122-1801LTM	364, 454	122-5022	330	122-5731	363	123-1026	320
		122-5031	330	122-5731LTM	363, 456	123-1027	320
		122-5032	284, 330	122-6432	443	123-102F	320
				122-6462	443	123-1031	320

PART NUMBER INDEX

123-1032.....	320	123-1861.....	364	123-5512LTM.....	300, 456	123-BD01.....	378
123-1032LTM.....	320, 453	123-1932.....	337	123-5513.....	300	123-BD11.....	378
123-1033.....	282, 320	123-1933.....	337	123-5513LTM.....	300, 456	123-BD34.....	378
123-1033E.....	320	123-1933E.....	337	123-5526.....	300	124-0034.....	402
123-1033LTM.....	320, 453	123-1933LTM.....	337, 455	123-5531.....	300	124-1032.....	320
123-1034.....	320	123-2032.....	343	123-5532.....	270, 273, 300	124-1034.....	320
123-1035.....	320	123-2033.....	343	123-5532E.....	300	124-1334.....	280, 283, 398
123-1035LTM.....	320, 453	123-2232.....	345	123-5532UI.....	275, 290	124-1334LTM.....	398, 457
123-103B.....	320	123-2232E.....	345	123-5532UIE.....	290	124-1374.....	269, 398
123-103BLTM.....	320, 453	123-2332.....	342	123-5533.....	276, 300	124-1534.....	281, 400
123-103E.....	270, 274, 320	123-2332E.....	342	123-5533LTM.....	300, 456	124-1574.....	281, 400
123-103ELTM.....	320, 453	123-2362.....	342	123-5533UI.....	290	124-3232.....	282, 358
123-1052.....	320	123-2932.....	312	123-5536.....	270, 274, 300	124-5032.....	331
123-1055.....	320	123-3212.....	358	123-5536LTM.....	300, 456	124-5037.....	331
123-1056.....	320	123-3223.....	358	123-5536UI.....	290	124-7032.....	280, 282, 353
123-105C.....	320	123-3232.....	281, 358	123-5561.....	300	125-0212.....	279, 344
123-105F.....	320	123-3232E.....	358	123-5562.....	300	125-0232.....	344
123-1061.....	320	123-3232LTM.....	358, 457	123-5563.....	300	125-0232LTM.....	344, 455
123-1062.....	320	123-3233.....	358	123-5563UI.....	290	125-0334UI.....	292, 416
123-1062E.....	320	123-3233LTM.....	358, 457	123-5566.....	300	125-0712.....	349
123-1063.....	320	123-3234.....	358	123-5631.....	394	125-0712E.....	349
123-1063E.....	320	123-3234LTM.....	358, 457	123-5632.....	394	125-0712LTM.....	349, 454
123-1064.....	320	123-3253.....	358	123-5701.....	363	125-0731.....	349
123-1064E.....	320	123-3262.....	358	123-5701LTM.....	363, 456	125-0732.....	349
123-1065.....	320	123-3263.....	358	123-5711.....	363	125-0732E.....	349
123-1065E.....	320	123-3264.....	358	123-5711E.....	363	125-0732G.....	445
123-106B.....	320	123-3812.....	306	123-5731.....	363	125-0733.....	349
123-106BE.....	320	123-3832.....	273-274, 306	123-5731E.....	363	125-0737.....	349
123-106E.....	279, 320	123-3832E.....	306	123-6133.....	443	125-0762.....	349
123-106G.....	320	123-3832UI.....	266, 268, 270, 275, 291	123-6412.....	443	125-0762E.....	349
123-1102LTM.....	455	123-4712.....	308	123-6432.....	443	125-1002.....	321
123-1111.....	362	123-4732.....	270, 308	123-7012.....	353	125-1005.....	321
123-1111LTM.....	362, 455	123-4732LTM.....	308, 454	123-7012LTM.....	353, 458	125-1005LTM.....	321, 454
123-1131.....	362	123-5003LTM.....	456	123-7013.....	353	125-100B.....	321
123-1131E.....	362	123-500E.....	330	123-7013LTM.....	353, 458	125-1011.....	321
123-1232.....	304	123-500ELTM.....	330, 456	123-7031.....	353	125-1011E.....	321
123-1236.....	266, 268, 270, 273, 304	123-5011.....	330	123-7032.....	353	125-1011LTM.....	321, 454
123-1262.....	304	123-5011LTM.....	330, 456	123-7032E.....	353	125-1012.....	321
123-1332.....	347	123-5012.....	330	123-7032LTM.....	353, 458	125-1012E.....	321
123-1333.....	347	123-5012E.....	330	123-7033.....	353	125-1012LTM.....	321, 454
123-1334.....	398	123-5012LTM.....	330, 456	123-7033E.....	353	125-1014.....	321
123-1334E.....	398	123-5013.....	330	123-7033LTM.....	353, 458	125-1015.....	321
123-1334LTM.....	398, 457	123-5013E.....	330	123-7062.....	281, 353	125-1015LTM.....	321, 454
123-1334UI.....	291, 397	123-5013LTM.....	330, 456	123-7063.....	353	125-1017.....	321
123-1363.....	347	123-5022.....	330	123-7063E.....	353	125-101J.....	321
123-1364.....	398	123-5022LTM.....	330, 456	123-7312.....	354	125-101K.....	321
123-1364E.....	398	123-5026.....	330	123-7314.....	354	125-1025.....	321
123-1364UI.....	275, 291, 397	123-502D.....	330	123-7332.....	354	125-1025LTM.....	321, 454
123-1464.....	402	123-502F.....	330	123-7333.....	354	125-102J.....	321
123-1534.....	283, 400	123-5031.....	330	123-7334.....	354	125-1032.....	321
123-1564.....	400	123-5032.....	330	123-7334LTM.....	354, 458	125-1032LTM.....	321, 454
123-1632.....	284, 403	123-5032E.....	330	123-7354.....	354	125-1034.....	283, 321
123-1711.....	339	123-5032LTM.....	330, 456	123-7354E.....	354	125-1034E.....	321
123-1712.....	339	123-5033.....	282, 330	123-7362.....	354	125-1034LTM.....	321, 454
123-1713.....	339	123-5033E.....	330	123-7363.....	354	125-1035.....	278, 284-285, 321
123-1730.....	266, 282, 388	123-503B.....	330	123-7364.....	285, 354	125-1035E.....	321
123-1730LTM.....	388, 457	123-503BLTM.....	330, 456	123-7722.....	386	125-1035LTM.....	321, 454
123-1731.....	339	123-503E.....	330	123-7732.....	386	125-1037.....	321
123-1732.....	339	123-503ELTM.....	330, 456	123-8232.....	265-266, 268, 273, 275, 384	125-1039.....	321
123-1732E.....	339	123-5052.....	330	123-8336.....	265-266, 268, 273, 275, 384	125-103B.....	321
123-1732LTM.....	339, 454	123-5053.....	330	123-9134.....	414	125-103J.....	321
123-1733.....	339	123-5056.....	330	123-9134LTM.....	414, 457	125-103JLTM.....	321, 454
123-1733E.....	339	123-5062.....	330	123-9234.....	414	125-103K.....	321
123-1762.....	339	123-5063.....	330	123-9234E.....	414	125-103KE.....	321
123-1811.....	364	123-5511.....	300			125-103KLTM.....	321, 454
123-1831.....	364	123-5512.....	300			125-1055.....	321

125-1062	321	125-3237	358	127-0113	295	128-3812	306
125-1062E	321	125-3262	358	127-0122	295	128-3822	306
125-1064	321	125-32H2	358	127-0123	295	128-5012	330
125-1065	321	125-3832	306	127-0123LTM	295, 455	128-5022	330
125-1065E	321	125-3837	306	127-0722	349	128-5022LTM	330, 455
125-106J	321	125-5012	273, 331	127-0723	349	128-5052	330
125-106JE	321	125-5012E	331	127-100A	318	128-50H7	330
125-10B5	321	125-5012LTM	331, 456	127-100ALTM	318, 453	128-5512	300
125-10H5	321	125-5017	331	127-1012	318	128-5522	300
125-10HB	321	125-501J	331	127-1012E	318	128-5522LTM	300, 456
125-10HBE	321	125-501K	331	127-1013	318	128-5552	300
125-10HBLTM	321, 454	125-5025	331	127-1013E	318	128-7022	352
125-1131	362	125-5032	282, 331	127-1013LTM	318, 453	128-7032	352
125-1212	304	125-5032E	331	127-1022	318	128-7032LTM	352, 458
125-1232	304	125-5032LTM	331, 456	127-1022E	318	128-7052	352
125-1312	347	125-5034	331	127-1023	318	128-7323	354
125-1314	398	125-5035	331	127-1023LTM	318, 453	128-8522	415
125-1332	347	125-5035E	331	127-1043	318	12A-1015	319
125-1333	347	125-5035LTM	331, 456	127-1046	318	12A-1015LTM	319, 453
125-1333LTM	347, 454	125-5037	331	127-1046E	318	12A-5015	329
125-1334	279-280, 285, 398	125-503B	331	127-1712	339	12A-5015LTM	329, 455
125-1334E	398	125-503D	331	127-1712LTM	339, 454	1300502506	54
125-1334G5	445	125-503J	331	127-1713	339	14-3823-000	62
125-1334LTM	398, 457	125-503K	331	127-1722	339	14-6855-000	62
125-1334UI	291, 397	125-5062	331	127-2222	345	14-8911-003	63
125-1364	398	125-5065	331	127-3212	358	1400-0015	120, 133
125-1364E	398	125-5065E	331	127-3212LTM	358, 457	145-1001	285, 370, 417-418
125-1374	269, 398	125-50HB	331	127-32H2	358	145-1009	370, 417-418
125-1374E	398	125-5512	300	127-32H2LTM	358, 457	145-1011	283, 418
125-1374UI	291, 397	125-5532	300	127-5012	329	145-1032	418
125-14A4	402	125-5532LTM	300, 456	127-5012E	329	145-1334	419
125-1704	339	125-5537	300	127-5012LTM	329, 455	145-2814	417-418
125-1711	339	125-5537G	445	127-5013	329	145-7032	419
125-1712	339	125-553J	300	127-5013LTM	329, 455	1460-1160	113, 115, 131
125-1712LTM	339, 454	125-553JLTM	300, 456	127-501E	329	1460-1914	126
125-1713	339	125-6837	272-273, 275, 388	127-501ELTM	329, 455	1500334701	218, 220
125-1713LTM	339, 454	125-7012	353	127-501N	329	1535-4952	47, 52
125-1717	339	125-7012E	353	127-5022	329	1535-4954	47
125-1730	282, 388	125-7017	353	127-5023	329	160-1010-1	464
125-1731	339	125-7031	353	127-7012	352	160-1010-10	464
125-1732	339	125-7031LTM	353, 458	127-7012E	352	160-1010-5	464
125-1732E	339	125-7032	279-280, 353	127-7012LTM	352, 458	160-2200-10	468
125-1732LTM	339, 454	125-7032E	353	127-7013	352	160-2200-5	468
125-1733	339	125-7032LTM	353, 458	127-7013LTM	352, 458	160-2205-1	464
125-1737	339	125-7037	353	127-7022	352	160-2205-10	464
125-1762	339	125-7062	353	127-7022LTM	352, 458	160-2205-5	464
125-1912	337	125-7062E	353	127-7023	352	160-2250-10	468
125-1932	337	125-7312	354	127-7023E	352	160-2250-5	468
125-1932LTM	337, 455	125-7314	354	127-7023FF	353	160-2255-1	465
125-1937	337	125-7332	354	127-7023LTM	352, 458	160-2255-10	465
125-2032	343	125-7332E	354	128-0112	295	160-2255-30	465
125-2212	273, 345	125-7333	354	128-0122	295	160-2255-5	43, 53, 465
125-2232	345	125-7333LTM	354, 458	128-0122E	295	160-2320-10	468
125-2237	345	125-7334	354	128-0122LTM	295, 455	160-2320-5	468
125-2312	342	125-7334E	354	128-1012	319	160-2325-1	465
125-2332	342	125-7362	354	128-1012LTM	319, 453	160-2325-10	465
125-2814	279-280, 283, 370	125-7732	386	128-1022	319	160-2325-30	465
125-2814E	370	125-9134	414	128-1022LTM	319, 453	160-2325-5	43, 53, 465
125-2814LTM	370, 455	125-9134E	414	128-1034	319	160-2455-1	465
125-3212	358	125-9234	414	128-1052	319	160-2455-10	465
125-3217	358	126-1012	318	128-1056	284, 369	160-2455-5	53, 465
125-3217LTM	358, 457	126-1013	318	128-1222	304	160-2530-10	468
125-3231	358	126-7012	352	128-1314LTM	457	160-2530-5	468
125-3232	358	126-7013	352	128-1324	398	160-2535-1	465
125-3232E	358	127-0112	295	128-1324E	398	160-2535-10	465
125-3233	358	127-0112LTM	295, 455	128-1324LTM	398, 457	160-2535-30	465

PART NUMBER INDEX

160-2535-5.....	43, 53, 465	19091A-115.....	327	19091J-216E.....	333	19091N-216E.....	355
160-2610-10.....	468	19091B-002.....	328	19091J-231.....	333	19091N-231.....	272, 355
160-2610-5.....	468	19091B-005.....	328	19091J-233.....	272, 333	19091N-233.....	276, 355
160-2615-1.....	464	19091B-012.....	328	19091J-233LTM.....	333, 459	19091N-233E.....	355
160-2615-10.....	464	19091B-012E.....	328	19091J-236.....	333	19091N-236.....	355
160-2615-5.....	464	19091B-015.....	328	19091J-313.....	333	19091N-331.....	355
160-2625-1.....	43, 464	19091B-101.....	328	19091J-330.....	333	19091N-577.....	355
160-2625-10.....	43, 464	19091B-101LTM.....	328, 461	19091J-330LTM.....	333, 459	19091N-577E.....	355
160-2625-5.....	43, 464	19091B-102.....	328	19091J-333.....	333	19091N-577LTM.....	355, 460
160-2634-10.....	468	19091B-102E.....	328	19091J-411.....	333	19091P-K15.....	428
160-2634-5.....	468	19091B-102LTM.....	328, 461	19091J-411LTM.....	333, 459	19091P-K15E.....	428
160-2635-1.....	464	19091B-105.....	328	19091J-413.....	333	19091P-K15PT.....	421, 428
160-2635-10.....	464	19091B-105E.....	328	19091J-413E.....	333	19091P-K33.....	428
160-2635-5.....	464	19091B-112.....	328	19091J-413LTM.....	333, 459	19091P-K33LTM.....	428, 461
160-2644-10.....	468	19091B-112LTM.....	328, 461	19091J-416.....	333	19091P-M15.....	434
160-2644-5.....	468	19091B-115.....	328	19091J-431.....	333	19091P-M15E.....	434
160-2650-10.....	468	19091B-115E.....	328	19091J-431E.....	333	19091P-MS4.....	438
160-2650-5.....	468	19091F-102.....	359	19091J-433.....	333	19091P-MS4E.....	438
160-2655-1.....	464	19091F-102E.....	359	19091J-433E.....	333	19091P-MS7.....	438
160-2655-10.....	464	19091F-102LTM.....	359, 460	19091J-433LTM.....	333, 459	19091P-MS7LTM.....	438, 461
160-2655-5.....	464	19091F-105.....	359	19091J-436.....	333	19091P-MS8.....	438
160-2660-5.....	468	19091F-105E.....	359	19091J-436E.....	333	19091P-MS8LTM.....	438, 461
160-2815-5.....	465	19091F-112.....	359	19091J-577.....	332	19091P-Q03.....	425
160-2825-5.....	465	19091F-112E.....	359	19091J-577E.....	332	19091P-Q03LTM.....	425, 461
160-2845-10.....	465	19091F-112LTM.....	359, 460	19091J-577LTM.....	332, 459	19091P-Q03PT.....	421, 425
160-2845-5.....	465	19091F-115.....	359	19091L-101.....	340	19091P-Q04.....	425
160-2855-10.....	465	19091F-115E.....	359	19091L-113.....	340	19091P-Q04E.....	425
160-2855-5.....	465	19091F-413.....	359	19091L-113E.....	340	19091P-Q04LTM.....	425, 461
160-2865-10.....	465	19091F-433.....	359	19091L-133.....	340	19091P-Q04PT.....	421, 425
160-2865-5.....	465	19091F-433E.....	359	19091L-330.....	340	19091P-S12.....	432
160-4535-5.....	53, 469	19091F-433LTM.....	359, 460	19091L-330LTM.....	340, 459	19091P-S12LTM.....	432, 461
169-0013-HSP.....	55	19091G-113.....	338	19091L-333.....	340	19091P-S12PT.....	421, 432
18596-40015.....	51	19091G-131.....	338	19091L-413.....	340	19091P-S15.....	432
18710-20119.....	96, 119, 130, 135	19091G-131E.....	338	19091L-413E.....	340	19091P-S15E.....	432
18710-60170.....	105, 136	19091G-131LTM.....	338, 459	19091L-416.....	340	19091P-S15PT.....	421, 432
18711-60060.....	105, 136	19091G-133.....	338	19091L-431.....	340	19091P-S33.....	432
18713-60040.....	102, 132	19091G-213.....	338	19091L-431LTM.....	340, 459	19091P-U04.....	428
18713-60050.....	102, 132	19091G-B133.....	411	19091L-433.....	340	19091P-U04E.....	428
18740-20800.....	75, 139	19091G-B213.....	411	19091L-433LTM.....	340, 459	19091P-U04LTM.....	428, 461
18740-20880.....	67, 139	19091G-B233.....	411	19091N-013.....	355	19091R-303.....	401
18740-60830.....	74, 76, 138	19091G-B233E.....	411	19091N-013LTM.....	355, 460	19091R-306.....	267, 271, 275, 401
18740-60835.....	74, 76, 83, 85, 90-91, 137-138	19091J-002.....	332	19091N-030.....	355	19091R-316.....	401
18740-60840.....	31	19091J-005.....	332	19091N-030LTM.....	355, 460	19091R-319.....	401
18740-80190.....	31	19091J-012.....	333	19091N-033.....	355	19091S-001.....	282-283, 367
18740-80200.....	30	19091J-015.....	333	19091N-036.....	355	19091S-001E.....	367
18740-80220.....	30	19091J-101.....	332	19091N-102.....	355	19091S-010.....	388
18789-60060.....	120, 133	19091J-102.....	332	19091N-102LTM.....	355, 460	19091S-101.....	301
18789-80070.....	96, 130	19091J-102E.....	332	19091N-105.....	355	19091S-101LTM.....	301, 460
18900-21000.....	48	19091J-105.....	332	19091N-105E.....	355	19091S-102.....	301
18900-60640.....	124	19091J-105E.....	332	19091N-111.....	355	19091S-102E.....	301
19091-21050.....	468	19091J-108.....	332	19091N-113.....	282, 355	19091S-102LTM.....	301, 460
19091-60312.....	322	19091J-112.....	333	19091N-113E.....	355	19091S-105.....	301
19091-60620E.....	464	19091J-112E.....	333	19091N-116.....	278, 285, 355	19091S-111LTM.....	460
19091-63000.....	80	19091J-113.....	333	19091N-131.....	355	19091S-112.....	301
19091A-002.....	327	19091J-113E.....	333	19091N-131E.....	355	19091S-112E.....	301
19091A-005.....	327	19091J-113LTM.....	333, 459	19091N-133.....	355	19091S-113.....	270, 274, 301
19091A-008.....	327	19091J-115.....	333	19091N-133E.....	355	19091S-133.....	267, 270, 273-274, 276, 301
19091A-012.....	327	19091J-115E.....	333	19091N-136.....	278, 355	19091S-133UI.....	271, 274, 290
19091A-015.....	327	19091J-202.....	332	19091N-136E.....	355	19091S-133UILTM.....	290, 460
19091A-101.....	327	19091J-205.....	332	19091N-202.....	355	19091S-139.....	395
19091A-102.....	327	19091J-212.....	333	19091N-205.....	355	19091S-213.....	276, 282, 301
19091A-102E.....	327	19091J-213.....	333	19091N-205E.....	355	19091S-213UI.....	290
19091A-105.....	327	19091J-213E.....	333	19091N-213.....	355	19091S-213UILTM.....	290, 460
19091A-108.....	327	19091J-215.....	333	19091N-213E.....	355	19091S-231.....	301
19091A-112.....	327	19091J-215E.....	333	19091N-216.....	281-282, 355	19091S-233.....	301
		19091J-216.....	333				

19091S-233E.....	301	19091W-012LTM.....	361, 459	19095F-121LTM.....	359, 460	19095S-100.....	323
19091S-233UI.....	266, 290	19091W-015.....	361	19095F-123.....	359	19095S-100E.....	323
19091S-233UILTM.....	290, 460	19091W-015E.....	361	19095F-123E.....	359	19095S-200.....	369
19091S-313.....	301	19091W-102.....	361	19095F-123LTM.....	359, 460	19095S-205.....	369
19091S-331.....	301	19091W-105.....	361	19095J-023.....	333	19095V-420.....	416
19091S-331LTM.....	301, 460	19091Y-012.....	441	19095J-023E.....	333	19095V-420E.....	416
19091S-333.....	301	19091Y-012E.....	441	19095J-121.....	333	19095V-420LTM.....	416, 460
19091S-336.....	301	19091Y-015.....	441	19095J-121E.....	333	19095W-121.....	361
19091S-413.....	285, 301	19091Y-102.....	441	19095J-121LTM.....	333, 459	19095W-123.....	361
19091S-413E.....	301	19091Z-002.....	322	19095J-123.....	333	19095Z-020.....	279, 323
19091S-413LTM.....	301, 460	19091Z-002LTM.....	322, 459	19095J-123E.....	333	19095Z-021.....	279, 323
19091S-413UI.....	275, 290	19091Z-005.....	322	19095J-321.....	273, 333	19095Z-021E.....	323
19091S-413UILTM.....	290, 460	19091Z-008.....	322	19095J-323.....	333	19095Z-021LTM.....	323, 459
19091S-416.....	301	19091Z-012.....	323	19095J-323E.....	333	19095Z-023.....	323
19091S-431.....	301	19091Z-012LTM.....	323, 459	19095J-621.....	333	19095Z-023E.....	323
19091S-431LTM.....	301, 460	19091Z-015.....	323	19095J-623.....	285, 333	19095Z-023LTM.....	323, 459
19091S-431UI.....	267, 290	19091Z-102.....	322	19095J-623E.....	333	19095Z-121.....	323
19091S-431UILTM.....	290, 460	19091Z-102E.....	322	19095L-021.....	340	19095Z-121E.....	323
19091S-433.....	267, 283-284, 301	19091Z-105.....	322	19095L-021LTM.....	340, 459	19095Z-121LTM.....	323, 459
19091S-433E.....	301	19091Z-112.....	323	19095L-023.....	340	19095Z-123.....	323
19091S-433LTM.....	301, 460	19091Z-112E.....	323	19095L-023E.....	340	19095Z-123E.....	323
19091S-433UI.....	266, 268, 271, 290	19091Z-115.....	281, 285, 323	19095L-121.....	441	19095Z-123LTM.....	323, 459
19091S-433UIE.....	290	19091Z-115E.....	323	19095L-523.....	340	19095Z-220.....	323
19091S-433UILTM.....	290, 460	19091Z-202.....	322	19095N-121.....	355	19095Z-221.....	323
19091S-436.....	301	19091Z-202LTM.....	322, 459	19095N-123.....	355	19095Z-221E.....	323
19091S-436E.....	301	19091Z-205.....	322, 367	19095N-123E.....	355	19095Z-321.....	323
19091S-436UI.....	290	19091Z-205E.....	367	19095N-123LTM.....	355, 460	19095Z-323.....	323
19091S-577.....	301	19091Z-211.....	323	19095N-126.....	355	19095Z-323E.....	323
19091S-577LTM.....	301, 460	19091Z-212.....	323	19095P-K23.....	428	19095Z-421.....	323
19091S-577UI.....	266, 290	19091Z-213.....	323	19095P-K23LTM.....	428, 461	19095Z-423.....	323
19091S-577UILTM.....	290, 460	19091Z-213E.....	323	19095P-K23PT.....	278, 421, 428	19095Z-423E.....	323
19091S-602.....	296	19091Z-215.....	323	19095P-K25.....	428	19095Z-621.....	282, 323
19091S-602E.....	296	19091Z-216.....	323	19095P-K25E.....	428	19095Z-623.....	323
19091S-612.....	296	19091Z-216E.....	323	19095P-K25PT.....	285, 421, 428	19095Z-623E.....	323
19091S-612UI.....	289	19091Z-231.....	322	19095P-M23.....	434	19095Z-623LTM.....	323, 459
19091S-633.....	296	19091Z-233.....	322	19095P-M25.....	434	19095Z-626.....	285, 323
19091S-633LTM.....	296, 459	19091Z-233E.....	322	19095P-M25PT.....	421, 434	19095Z-627.....	283, 323
19091S-633UI.....	289	19091Z-236.....	284-285, 322	19095P-MS0.....	278, 438	1909BD-113.....	378
19091S-677.....	296	19091Z-236E.....	322	19095P-MS0E.....	438	19231-20910.....	98
19091S-677LTM.....	296, 459	19091Z-313.....	323	19095P-MS0LTM.....	438, 461	19231-20940.....	98
19091S-677UI.....	289	19091Z-313LTM.....	323, 459	19095P-MS5.....	438	19231-20980.....	98
19091S-713.....	280, 283, 296	19091Z-331.....	322	19095P-MS6.....	438	19231-21050.....	128
19091S-713LTM.....	296, 459	19091Z-333.....	322	19095P-MS6E.....	438	19231-21060.....	98
19091S-713UI.....	289	19091Z-411.....	323	19095P-MS9.....	278, 438	19231-60680.....	98
19091S-733.....	296	19091Z-413.....	323	19095P-Q03.....	425	19231-80520.....	99, 121, 129, 134
19091S-733E.....	296	19091Z-413E.....	323	19095P-Q03E.....	425	19231-80530.....	99, 121, 129, 134
19091S-733LTM.....	296, 459	19091Z-416.....	323	19095P-Q03LTM.....	425, 461	19233-20755.....	102, 132
19091S-733UI.....	289	19091Z-431.....	322	19095P-Q03PT.....	278, 282, 284, 421, 425	19234-60700.....	90, 99, 102, 129, 132, 137
19091S-833.....	296	19091Z-433.....	322	19095P-Q04.....	425	19234-60715.....	90, 99, 102, 129, 132, 137
19091S-833LTM.....	296, 459	19091Z-433E.....	322	19095P-Q04E.....	425	19234-60720.....	91, 121, 134
19091S-911.....	296	19091Z-436.....	322	19095P-Q04LTM.....	425, 461	19243-00070.....	75, 139
19091S-911UI.....	289	19091Z-513.....	323	19095P-Q04PT.....	283-284, 421, 425	19243-80530.....	90-91, 137
19091S-913.....	296	19091Z-513E.....	323	19095P-S21.....	432	19243-80540.....	90-91, 137
19091S-913E.....	296	19091Z-530.....	283, 322, 367	19095P-S23.....	432	19243-80570.....	90-91, 137
19091S-913UI.....	289	19091Z-530E.....	322, 367	19095P-S23PT.....	278, 421, 432	19244-80540.....	90-91, 137
19091S-916.....	296	19091Z-577.....	322	19095P-S25.....	432	19244-80560.....	96, 119, 130, 135
19091S-931.....	296	19091Z-577E.....	322	19095P-S25E.....	432	19244-80610.....	99, 121, 129, 134
19091S-931UI.....	289	19091Z-613.....	284, 323	19095P-S25PT.....	281, 421, 432	19244-80620.....	96, 119, 130, 135
19091S-933.....	296	19091Z-613LTM.....	323, 459	19095P-U03.....	428	19245-20510.....	80
19091S-933E.....	296	19091Z-713.....	323	19095P-U03E.....	428	19245-20515.....	80
19091S-933LTM.....	296, 459	19091Z-713E.....	323	19095P-U04.....	428	19245-20525.....	80
19091S-933UI.....	289	19091Z-713LTM.....	323, 459	19095P-U04E.....	428	19245-20580.....	80
19091S-936.....	296	19091Z-716.....	323	19095P-U04LTM.....	428, 461	19245-20780.....	80
19091S-936E.....	296	19095F-120.....	359	19095P-U04PT.....	284, 421, 428	19245-40050.....	80
19091W-012.....	361	19095F-120E.....	359	19095R-420.....	401		
19091W-012E.....	361	19095F-121.....	359	19095R-429.....	401		

PART NUMBER INDEX

19245-60760.....	80	222-4712LTM.....	463	390607400.....	220	393050492.....	180
19245-80521.....	80	222-4732LTM.....	463	390607401.....	220	393050493.....	180
19251-60540.....	29	222-5512LTM.....	462	390607900.....	220	393053501.....	180
19251-80680.....	126	222-5512UILTM.....	462	390812700.....	216-217	393053502.....	179-180
19256-00090.....	114	222-5532LTM.....	462	390820601.....	213-217	393060191.....	180
19256-00200.....	114	222-5532UILTM.....	462	390842300.....	213-217	393065201.....	182
19256-00320.....	114	222-5711LTM.....	462	391821100.....	215	393082491.....	179
19256-20690.....	113, 115, 131	222-5731LTM.....	462	391866306.....	215	393101291.....	179
19256-20705.....	113, 131	222-7013LTM.....	463	391866308.....	213	393112601.....	179
19256-20900.....	114	222-7033LTM.....	463	391867600.....	214	393112702.....	179
19256-20910.....	113-115, 131	2302533140.....	54	392017401.....	179	393113001.....	179
19256-21140.....	113, 131	2307230001.....	54	392027300.....	179-180	393161001.....	179
19256-21150.....	113, 131	2307232901.....	54	392030500.....	179-180	393164493.....	179
19256-60510.....	114	232-2790010-EHS.....	55	392035300.....	179-180	393167593.....	179
19256-60700.....	113, 131	232-2790012-EHS.....	55	392043700.....	180	393171201.....	179
19256-60750.....	115	2321700003.....	54-55	392047100.....	180	393175101.....	179
19256-60800.....	113, 131	2321700004.....	54-55	392511901.....	219-220	393706201.....	146, 174
19256-80000.....	114	2322590004.....	54-55	392512800.....	220	393847701.....	179
19256-80010.....	113-115, 131	2322590005.....	54-55	392513800.....	219	394958700.....	218
19256-80640.....	113, 115, 131	2322700011.....	54	392514300.....	219-220	394966601.....	214-215
19258-20830.....	55	2710100200.....	179	392514500.....	219-220	410105017.....	54
19258-20870.....	55	2710100400.....	179	392515101.....	219	4177-0607.....	53
19298-60500.....	124	2710100500.....	179	392515102.....	219	430-1020.....	126
19301-60660.....	128	2722990700.....	180	392515103.....	219	450-1000.....	86, 90, 137
19320-80625.....	80	2735000500.....	179	392515104.....	219	480-0003.....	86, 90, 137
19325-60660.....	48	2740236100.....	220	392515105.....	219	500-2114.....	37
19354-60510.....	124	2740292400.....	219	392515500.....	219-220	500-2118.....	37
200-0010.....	482	2740928202.....	220	392517100.....	219	5020-8292.....	40
200-0032.....	482	29091N-133LTM.....	463	392517600.....	219	5020-8293.....	40
200-0070.....	482	29091N-577LTM.....	463	392517700.....	219	5020-8294.....	40
200-0110.....	482	29091R-303LTM.....	463	392517800.....	219	5021-7107.....	127
200-0113.....	482	29091S-431UILTM.....	462	392517901.....	219	5021-7133.....	45
200-0185.....	482	29091S-433LTM.....	463	392519200.....	219	5021-7134.....	45
200-0310.....	482	29091S-433UILTM.....	462	392543101.....	217	5021-7136.....	45
200-0370.....	482	29091S-577UILTM.....	462	392544001.....	214	5021-7137.....	45
200187500.....	218	29091S-677LTM.....	462	392544011.....	214	5021-7146.....	45
200187600.....	220	29091S-833LTM.....	462	392544391.....	219	5021-7148.....	45
200193800.....	218, 220	29091S-931LTM.....	462	392548201.....	217	5021-7164.....	45
210-3003.....	30	301-011-HSP.....	55	392548301.....	216	5021-7166.....	45
210-3003-5.....	30	301-015-HSP.....	55	392560591.....	218	5021-7168.....	45
210-4004-5.....	29	301-016-HSP.....	55	392561290.....	218	5021-7169.....	45
210-4022-5.....	29	301-017-HSP.....	55	392567111.....	179	5021-7170.....	45
2100003100.....	220	301-152-HSP.....	55	392585291.....	218	5040-4667.....	61
2100003200.....	218, 220	301-169-HSP.....	55	392585292.....	218	5040-4668.....	61
221-0122LTM.....	462	301-170-HSP.....	55	392595501.....	216-217	5040-4669.....	61
221-1324LTM.....	463	301-205-HSP.....	55	392597101.....	213	5040-4671.....	61
221-1524LTM.....	463	301-211-HSP.....	55	392597301.....	213	5060-9086.....	124
221-3822LTM.....	463	301-212-HSP.....	55	392597302.....	213	5061-5869.....	75, 139
221-4722LTM.....	463	3050-0891.....	154-155, 157	392597303.....	213	5061-5886.....	114
221-5522LTM.....	462	3050-1246.....	98	392597501.....	213	5061-5890.....	114
221-5522UILTM.....	462	3050-1301.....	154-155, 157	392599401.....	213	5061-5896.....	146, 174
221-6822LTM.....	463	3050-1374.....	157	392599411.....	213	5062-3506.....	37-38, 148, 172
222-0112LTM.....	462	3050-1375.....	154-155, 159	392599501.....	213	5062-3507.....	37, 172
222-0132LTM.....	462	3150-0602.....	84	392609901.....	23	5062-3508.....	37-38, 148
222-0732LTM.....	463	321-002-HSP.....	55	392609902.....	22	5062-3511.....	37
222-1032LTM.....	462	321-055-HSP.....	55	392609903.....	23	5062-3512.....	37
222-1111LTM.....	462	321-056-HSP.....	55	393001991.....	180	5062-3513.....	37
222-1131LTM.....	462	321-057-HSP.....	55	393010918.....	179	5062-3514.....	37-39, 148
222-1334LTM.....	463	325-062-HSP.....	55	393010920.....	179	5062-3515.....	37
222-1534LTM.....	463	325-132-HSP.....	55	393010924.....	179	5062-3516.....	37
222-2912LTM.....	463	325-185-HSP.....	55	393011391.....	180	5062-3519.....	47
222-2932LTM.....	463	35900-60670.....	127	393031501.....	180	5062-3525.....	45, 84, 86
222-3212LTM.....	463	35900-60800.....	127	393050292.....	180	5062-3538.....	37, 115
222-3232LTM.....	463	35900-60920.....	127	393050293.....	180	5062-3580.....	40
222-3812LTM.....	463	3600500001.....	55	393050392.....	180	5062-3581.....	40
222-3832LTM.....	463	3600500002.....	55	393050393.....	180	5062-3587.....	30

5062-9508.....	47	5181-7460.....	47	5182-9747.....	84-86	5183-4757.....	18, 74, 76,
5062-9509.....	47	5181-8806.....	190	5182-9748.....	84-85, 87	90-91, 137-138	
5062-9510.....	47	5181-8808.....	190	5182-9749.....	84-85	5183-4757-100.....	18, 74, 76, 138
5062-9511.....	47	5181-8809.....	190	5182-9754.....	83, 86	5183-4758.....	18, 80
5067-0226.....	56	5181-8810.....	189	5182-9756.....	83, 86	5183-4759.....	19, 85, 90, 137
5067-0227.....	56	5181-8811.....	190	5182-9757.....	84, 87	5183-4759-100.....	19, 85
5067-0234.....	58	5181-8813.....	190	5182-9758.....	84, 87	5183-4760.....	19, 80
5080-5400.....	86, 90, 137, 146, 174	5181-8815.....	22, 74, 76, 90	5182-9759.....	84, 87	5183-4761.....	19, 74, 76, 85,
5080-8716.....	124	5181-8816.....	22, 74, 76	5182-9760.....	84-85, 87	90, 137-138	
5080-8728-100.....	21	5181-8818.....	30	5182-9761.....	83, 86	5183-4761-100.....	19, 74, 76, 85, 138
5080-8728-50.....	21	5181-8830.....	39-40, 91, 99, 105,	5182-9762.....	83, 86	5183-4762.....	19, 80
5080-8732.....	90-91, 137	121, 129, 132, 134, 137		5182-9763.....	83, 86	5188-1181.....	169
5080-8750.....	91, 99, 127, 129, 137	5181-8833.....	22	5182-9768.....	83, 86	5188-1447.....	63
5080-8751.....	91, 99, 129, 134	5181-8836.....	53, 126	5182-9769.....	83, 86	5188-1448.....	63
5080-8752.....	121, 134	5181-8839.....	22	5182-9770.....	83, 86	5188-2717.....	68, 138
5080-8753.....	121, 134	5181-8863.....	146	5182-9775.....	84, 87	5188-2753.....	59
5080-8755.....	124	5181-8866.....	191	5182-9799.....	191	5188-2759.....	59
5080-8756.....	124	5182-0551.....	50	5183-0314.....	189	5188-5241.....	75, 139
5080-8759.....	124	5182-0773.....	63	5183-0316.....	190	5188-5245.....	113, 115, 131
5080-8761.....	124	5182-0774.....	63	5183-0318.....	87, 190	5188-5246.....	190
5080-8768.....	124	5182-0775.....	63	5183-2007.....	116, 120, 133	5188-5247.....	190
5080-8769.....	124	5182-0781.....	63	5183-2036.....	32, 85, 87	5188-5311.....	33
5080-8773.....	105	5182-0783.....	63	5183-2037.....	32, 87	5188-5312.....	40
5080-8774.....	90-91, 99, 102, 105, 121,	5182-0794.....	62	5183-2038.....	32, 87	5188-5313.....	32, 85, 87
129, 132, 134, 136-137		5182-0795.....	62	5183-2042.....	189	5188-5314.....	40
5080-8853.....	37, 105	5182-0796.....	62	5183-2058.....	87, 190	5188-5315.....	40-41
5080-8858.....	482	5182-0830.....	190	5183-4474.....	56	5188-5316.....	124
5080-8894-100.....	21	5182-0831.....	80, 191	5183-4475.....	56	5188-5317.....	124
5080-8896-50.....	21, 90	5182-0832.....	189, 191	5183-4477.....	58	5188-5347.....	172, 182
5080-8898.....	90-91, 137	5182-0833.....	80, 191	5183-4478.....	58	5188-5348.....	172, 182
5180-4103.....	99, 105-106,	5182-0834.....	190	5183-4479.....	58	5188-5356.....	32, 85, 87
129, 136-137		5182-0835.....	189	5183-4480.....	58	5188-5357.....	172, 182
5180-4105.....	90-91, 99, 102, 105, 121,	5182-0836.....	80, 191	5183-4641.....	127	5188-5365.....	33, 74, 76, 138, 163, 176
129, 132, 134, 136-137		5182-0837.....	56	5183-4642.....	127	5188-5366.....	33, 68, 138
5180-4124.....	136	5182-0838.....	56	5183-4644.....	127	5188-5367.....	67, 75, 139
5180-4150.....	128	5182-0839.....	58	5183-4645.....	127	5188-5370.....	190
5180-4152.....	128	5182-0840.....	58	5183-4647.....	28-30	5188-5371.....	190
5180-4165.....	98, 128	5182-0844.....	62	5183-4691.....	29	5188-5372.....	128
5180-4168.....	33, 74, 76, 138	5182-0845.....	62	5183-4692.....	29	5188-5379.....	482
5180-4173.....	33, 74, 76, 138	5182-0846.....	62	5183-4693.....	30	5188-5392.....	59
5180-4196.....	127	5182-0847.....	62	5183-4694.....	30	5188-5953.....	113, 115, 131
5181-1260.....	21, 80	5182-0848.....	62	5183-4695.....	30	5188-6471.....	31
5181-1261.....	21	5182-0849.....	62	5183-4696.....	30	5188-6493.....	74, 138
5181-1267.....	189	5182-0850.....	62	5183-4697.....	31	5188-6495.....	140
5181-1273.....	189	5182-0851.....	62	5183-4698.....	31	5188-6496.....	74, 138
5181-1291.....	48-49	5182-0852.....	62	5183-4699.....	31	5188-6497.....	74, 138
5181-1292.....	48-49	5182-0853.....	22	5183-4700.....	31	5188-6498.....	90-91, 137
5181-3308.....	37, 40, 172	5182-0875.....	190	5183-4701.....	28-31	5188-6537.....	59
5181-3315.....	30	5182-3442.....	22, 74, 76	5183-4702.....	28-31	5188-6538.....	59
5181-3316.....	30	5182-3444.....	22, 74, 76, 83, 85, 90-91	5183-4703.....	30	5188-8813.....	63
5181-3316i.....	30	5182-3445.....	22, 74, 76, 83, 85, 90-91	5183-4704.....	30	5188-8814.....	63
5181-3319.....	189	5182-3466.....	147	5183-4705.....	30	5188-8815.....	63
5181-3321.....	189	5182-3477.....	106, 136	5183-4706.....	30	5188-8816.....	63
5181-3322.....	37	5182-9622.....	191	5183-4707.....	30	5188-8817.....	63
5181-3323.....	37-39, 148, 172	5182-9626.....	191	5183-4708.....	30	5188-8818.....	63
5181-3351.....	440	5182-9633.....	80	5183-4709.....	30	5188-8819.....	63
5181-3352.....	440	5182-9645.....	80	5183-4710.....	30	5188-8820.....	63
5181-3354.....	189	5182-9651.....	87	5183-4711.....	29	5188-8821.....	63
5181-3356.....	189	5182-9652.....	67, 75, 139	5183-4712.....	29	5188-8822.....	63
5181-3358.....	189-190	5182-9673.....	106, 136	5183-4713.....	29	5190-0468.....	181
5181-3360.....	189	5182-9676.....	106, 136	5183-4728.....	190	5190-0471.....	181
5181-3361.....	189	5182-9677.....	106, 136	5183-4729.....	190	5190-0472.....	181
5181-3365.....	189	5182-9679.....	106, 136	5183-4730.....	190	5190-0473.....	181
5181-3382.....	90-91, 137	5182-9722.....	120, 133	5183-4731.....	190	5190-0490.....	181
5181-3388.....	40	5182-9733.....	52, 54-55	5183-4732.....	40, 105	5190-0491.....	181
5181-7459.....	47	5182-9734.....	191	5183-4741.....	64	5190-0492.....	181

PART NUMBER INDEX

5190-0493.....	181	5190-3193.....	190	8001-0159.....	227-229	8003-0106.....	221
5190-0494.....	181	5190-3976.....	64	8001-0160.....	227-229	8003-0107.....	221
5190-0513.....	181	5190-3978.....	64	8001-0162.....	228	8003-0108.....	222
5190-0531.....	177	5190-3983.....	28	8001-0163.....	228	8003-0109.....	222
5190-0585.....	172	5190-4006.....	28, 31	8001-0201.....	230	8003-0110.....	221
5190-1407.....	378	5190-4007.....	28	8001-0202.....	230	8003-0111.....	221
5190-1408.....	378	5190-4047.....	28, 31	8001-0203.....	230	8003-0151.....	221
5190-1409.....	378	5190-4048.....	28, 31	8001-0211.....	231	8003-0153.....	221
5190-1410.....	378	5190-4054.....	37, 40	8001-0212.....	231	8003-0154.....	222
5190-1426.....	32, 85, 87	5190-4061.....	60	8001-0213.....	231	8003-0155.....	222
5190-1437.....	53	5190-4062.....	60	8001-0214.....	231	8003-0157.....	221
5190-1438.....	53	5190-4063.....	60	8001-0221.....	231	8003-0158.....	221
5190-1441.....	181	5190-4064.....	60	8001-0222.....	231	8003-0159.....	221
5190-1445.....	63	5190-4065.....	60	8001-0223.....	231	8003-0160.....	221
5190-1446.....	63	5190-4066.....	60	8001-0224.....	231	8003-0162.....	221
5190-2209.....	16, 67, 75, 139	5190-4067.....	60	8001-0311.....	232	8003-0163.....	222
5190-2231.....	63	5190-5233.....	38, 40, 148, 172	8001-0312.....	232	8003-0165.....	221
5190-2232.....	63	5190-6144.....	67, 75	8002-0001.....	236	8003-0166.....	221
5190-2233.....	63	5190-6145.....	67, 75	8002-0002.....	236	8003-0202.....	222
5190-2234.....	63	5190-6149.....	16, 67	8002-0003.....	236	8003-0203.....	222
5190-2235.....	63	5190-6168.....	28, 53	8002-0004.....	236, 239	8003-0204.....	222
5190-2238.....	56	5190-6194.....	39-40, 91	8002-0005.....	236, 239	8003-0205.....	222
5190-2239.....	56	5190-6979.....	44	8002-0101.....	234	8003-0211.....	224
5190-2257.....	58	5190-6980.....	44	8002-0102.....	234	8003-0212.....	224
5190-2258.....	58	5190-6981.....	47	8002-0103.....	234	8003-0216.....	223
5190-2265.....	54	5190-6982.....	47	8002-0104.....	234	8003-0219.....	224
5190-2266.....	54	5958-9441.....	51	8002-0105.....	234	8003-0221.....	224
5190-2268.....	16, 33, 68, 138	5958-9442.....	51	8002-0106.....	234	8003-0222.....	224
5190-2269.....	16, 33	5958-9443.....	51	8002-0107.....	234	8003-0223.....	224
5190-2270.....	16, 30	5958-9444.....	51	8002-0151.....	234	8003-0311.....	224
5190-2271.....	16, 30	5958-9445.....	51	8002-0152.....	234	8004-0001.....	210
5190-2272.....	16, 30	5958-9450.....	51	8002-0153.....	234	8004-0002.....	210
5190-2275.....	16, 29	5982-0024.....	181	8002-0154.....	234	8004-0003.....	210
5190-2285.....	56	5982-0025.....	181	8002-0155.....	234	8004-0004.....	210
5190-2286.....	56	6040-0289.....	173-174	8002-0156.....	234	8004-0005.....	210
5190-2287.....	56	6040-0798.....	170	8002-0157.....	234	8004-0006.....	210
5190-2288.....	56	6040-0809.....	170	8002-0159.....	234	8004-0007.....	210
5190-2292.....	28	6040-0834.....	170	8002-0160.....	234	8004-0101.....	206
5190-2293.....	28	6040-1361.....	170	8002-0161.....	234	8004-0102.....	206
5190-2294.....	28	621-9723.....	292, 392	8002-0201.....	235	8004-0103.....	206
5190-2295.....	28	622-9732.....	292, 392	8002-0203.....	235	8004-0104.....	206
5190-2296.....	31	6410090050.....	54	8002-0204.....	235	8004-0105.....	206
5190-2297.....	28, 31	7200008400.....	213-217	8002-0211.....	235	8004-0106.....	206
5190-3151.....	62	8001-0004.....	232	8002-0212.....	235	8004-0107.....	206
5190-3152.....	62	8001-0005.....	232	8002-0213.....	235	8004-0108.....	207
5190-3153.....	62	8001-0006.....	232	8002-0214.....	235	8004-0109.....	207
5190-3154.....	62	8001-0007.....	232	8002-0215.....	235	8004-0110.....	207
5190-3157.....	16, 18	8001-0010.....	232	8002-0216.....	235	8004-0111.....	208
5190-3158.....	16, 19	8001-0011.....	232	8002-0217.....	235	8004-0112.....	207
5190-3162.....	28	8001-0012.....	232	8002-0220.....	235	8004-0113.....	206
5190-3163.....	28	8001-0013.....	232	8002-0221.....	235	8004-0114.....	206
5190-3164.....	28	8001-0014.....	232	8002-0222.....	235	8004-0116.....	206
5190-3165.....	28	8001-0101.....	227-229	8002-0311.....	236	8004-0118.....	207
5190-3166.....	28	8001-0102.....	227, 229	8002-0312.....	236	8004-0119.....	206
5190-3167.....	28	8001-0103.....	227-229	8003-0001.....	225	8004-0151.....	206
5190-3168.....	28	8001-0104.....	228	8003-0002.....	225	8004-0152.....	206
5190-3169.....	28	8001-0105.....	230	8003-0003.....	225	8004-0153.....	206
5190-3170.....	16, 28	8001-0106.....	227-228	8003-0004.....	225	8004-0154.....	206
5190-3171.....	16, 28	8001-0151.....	227-229	8003-0005.....	225	8004-0155.....	206
5190-3172.....	16, 28	8001-0152.....	227, 229	8003-0006.....	225	8004-0156.....	206
5190-3173.....	16, 28	8001-0153.....	227-229	8003-0007.....	225	8004-0157.....	206
5190-3188.....	60	8001-0154.....	228	8003-0008.....	225	8004-0158.....	206
5190-3189.....	60	8001-0155.....	230	8003-0101.....	221	8004-0159.....	207
5190-3190.....	60	8001-0156.....	227-228	8003-0103.....	221	8004-0160.....	207
5190-3191.....	60	8001-0157.....	227-229	8003-0104.....	222	8004-0161.....	207
5190-3192.....	60	8001-0158.....	227-229	8003-0105.....	221	8004-0162.....	207, 215

8004-0163.....	208	8010-0244.....	204, 238	8121-0723.....	127	CP1308.....	474
8004-0164.....	207, 214	8010-0245.....	204, 238	8121-0940.....	127	CP1309.....	476
8004-0165.....	206, 213	8010-0246.....	204, 238	8121-1222.....	127	CP1483.....	475
8004-0167.....	207, 215	8010-0249.....	205, 212, 238	8121-1301.....	127	CP17973.....	147, 164
8004-0168.....	208, 216	8010-0250.....	205, 212, 238	8121-1787.....	127	CP17977.....	147
8004-0170.....	206	8010-0251.....	205, 212, 238	8500-0656.....	146, 177, 182	CP17988.....	147, 164
8004-0171.....	207	8010-0252.....	205, 212, 238	8500-1233.....	146	CP2045.....	475
8004-0173.....	206	8010-0253.....	205, 212, 238	8500-5440.....	172, 182	CP2046.....	475
8004-0176.....	207	8010-0254.....	205, 212, 238	8500-5808.....	182	CP2050.....	479
8004-0178.....	206	8010-0255.....	205, 212, 226, 238	8500-5851.....	182	CP2055.....	474
8004-0201.....	208, 211, 213, 226, 233, 237	8010-0256.....	205, 212, 226, 238	8500-5995.....	182	CP2058.....	472
8004-0202.....	208, 213	8010-0257.....	205, 212, 238	8500-6812.....	482	CP2059.....	476
8004-0203.....	208	8010-0258.....	205, 212, 238	8500-6813.....	482	CP2062.....	473
8004-0204.....	208, 214	8010-0259.....	205, 238	8500-8510.....	163, 176	CP2065.....	475
8004-0211.....	209	8010-0260.....	205, 238	8500-8510.....	182	CP2068.....	473
8004-0212.....	209	8010-0261.....	205, 238	8650-0029.....	146, 174	CP2073.....	478
8004-0213.....	209	8010-0262.....	205, 238	8650-0030.....	146, 172, 174	CP4016.....	440
8004-0214.....	209	8010-0263.....	205, 233	8710-0510.....	40, 147, 172	CP4017.....	440
8004-0215.....	209	8010-0264.....	205, 233	8710-0899.....	147	CP4018.....	440
8004-0216.....	209	8010-0301.....	209, 223	8710-0900.....	147	CP4788.....	440
8004-0217.....	210, 215-217	8010-0302.....	209, 223	8710-1220.....	147	CP4789.....	440
8004-0218.....	209	8010-0303.....	209, 223	8710-1346.....	74, 138	CP4795.....	440
8004-0219.....	209	8010-0304.....	209, 223	8710-1561.....	120, 133	CP4796.....	440
8004-0311.....	210, 213-217	8010-0305.....	210, 215-217, 224	8710-1615.....	147	CP5881.....	297
8004-0312.....	210, 215	8010-0306.....	209, 223	8710-1622.....	147	CP5882.....	309
8010-0201.....	203, 211, 213, 237	8010-0307.....	209, 223	8829951700.....	170, 179	CP5883.....	309
8010-0202.....	203, 211, 237	8010-0308.....	209, 223	8829953800.....	179	CP5884.....	309
8010-0203.....	203, 211, 216-217, 237	8010-0309.....	209, 223	9300003590.....	179	CP5887.....	307
8010-0204.....	203, 211, 237	8010-0310.....	223, 231, 235	9301-0658.....	80	CP5889.....	307
8010-0205.....	203, 211, 237	8010-0311.....	223, 231, 235	9301-0713.....	23, 87, 190	CP5891.....	311
8010-0206.....	203, 211, 237	8010-0312.....	223, 231	9301-0714.....	190	CP5892.....	311
8010-0207.....	203, 211, 226, 237	8010-0313.....	223, 231	9301-0718.....	58	CP6172.....	406
8010-0208.....	203, 211, 226, 237	8010-0314.....	224, 231	9301-0719.....	58	CP6173.....	406
8010-0209.....	203, 211, 214-215, 237	8010-0315.....	224, 231	9301-0721.....	58	CP6174.....	406
8010-0210.....	203, 211, 237	8010-0351.....	239	9301-0723.....	50	CP6175.....	406
8010-0211.....	203, 237-238	8010-0352.....	239	9301-0725.....	190	CP6530.....	379
8010-0212.....	203, 237-238	8010-0353.....	236	9301-0891.....	190	CP6540.....	372, 417-418
8010-0213.....	203, 237	8010-0354.....	236	9301-0892.....	23, 87, 190	CP6550.....	372, 417-418
8010-0214.....	203, 237	8010-0355.....	236, 239	9301-0976.....	58	CP6571.....	469
8010-0215.....	203, 233	8010-0356.....	239	9301-1031.....	50	CP6572.....	469
8010-0216.....	203, 233	8010-0357.....	239	9310-4828.....	146, 174	CP6573.....	469
8010-0217.....	202, 211-213, 237	8010-0358.....	239	998-0000053-EHS.....	55	CP6574.....	469
8010-0218.....	202-205, 211, 226, 233, 237-238	8010-0359.....	239	C-102SSC.....	66	CP6575.....	469
8010-0219.....	202, 211, 216-217, 237	8010-0360.....	239	C-AT010C.....	66	CP6576.....	469
8010-0220.....	202, 211, 237	8010-0361.....	239	C-B010M.....	66	CP6577.....	469
8010-0221.....	202, 211, 237	8010-0362.....	239	C-BIO10.....	66	CP6578.....	469
8010-0222.....	202, 211, 237	8010-0363.....	239	C-BTX1UG.....	66	CP6579.....	469
8010-0223.....	202, 211, 226, 237	8010-0364.....	239	C-CF020.....	66	CP6580.....	469
8010-0224.....	202, 211, 226, 237	8010-0365.....	239	C-CPLOK.....	66	CP6581.....	469
8010-0225.....	202, 211, 214-215, 237	8010-0366.....	239	C-DF010.....	66	CP6666.....	326, 418
8010-0226.....	202, 211, 237	8010-0367.....	236, 239	C-G1CM10.....	66	CP6670.....	326, 418
8010-0227.....	202, 237	8010-0368.....	236	C-GAT010C.....	66	CP6671.....	326, 418
8010-0228.....	202, 237	8010-0371.....	239	C-GT010.....	66	CP6680.....	335, 419
8010-0229.....	202, 237	8010-0401.....	222, 235	C-HY010C.....	66	CP6681.....	419
8010-0230.....	202, 237	8120-5342.....	127	C-PL010.....	66	CP67569.....	418
8010-0231.....	202, 233	8120-6360.....	127	C-TBE10.....	66	CP68186.....	467
8010-0232.....	202, 233	8120-6894.....	127	C-TBP1C1C.....	66	CP68187.....	467
8010-0233.....	204, 212-213, 238	8120-6903.....	127	C-TBP1CXC.....	66	CP6918.....	419, 431
8010-0234.....	204, 212, 238	8120-8619.....	127	C-TBP1TC.....	66	CP6937.....	419, 439
8010-0239.....	204, 212, 226, 238	8120-8620.....	127	C-TNXTA.....	66	CP6938.....	419, 439
8010-0240.....	204, 212, 226, 238	8120-8621.....	127	C-UN010C.....	66	CP6938I5.....	419, 439
8010-0241.....	204, 212, 214-215, 238	8120-8622.....	127	CP0031.....	483	CP6953.....	419, 424
8010-0242.....	204, 212, 238	8121-0070.....	127	CP108194.....	467	CP6954.....	419, 424
8010-0243.....	204, 238	8121-0161.....	127	CP1305.....	474	CP6968.....	419, 431
		8121-0675.....	127	CP1306.....	475	CP7128.....	357
		8121-0710.....	127	CP1307.....	473	CP7130.....	418

PART NUMBER INDEX

CP7135.....	326, 418	CP7440.....	391, 419	CP7529.....	283, 375	CP7584PT.....	421, 427
CP7140.....	326, 418	CP7441.....	324	CP7530.....	368	CP7586.....	431
CP7141.....	357, 419	CP7442.....	325	CP7531.....	282, 368	CP7587.....	431
CP7148.....	357, 419	CP7443.....	324	CP7531I5.....	368	CP7588.....	270-271, 276, 396
CP7150.....	326, 418	CP7443I5.....	324	CP7532.....	279, 372, 417-418	CP7591.....	383
CP7160.....	326, 418	CP7444.....	325	CP7532I5.....	372, 417	CP7592.....	280, 372, 417-418
CP7168.....	357, 419	CP7446.....	381	CP7533.....	278, 439	CP7593.....	372, 417-418
CP7170.....	326, 418	CP7447.....	381	CP7534.....	439	CP7594.....	383
CP7178.....	357, 419	CP7447I5.....	381	CP7534I5.....	439	CP7595.....	382
CP7179.....	357, 419	CP7448.....	381	CP7534PT.....	421, 439	CP7595I5.....	382
CP7196.....	335, 419	CP7448I5.....	381	CP7535.....	439	CP7596.....	269, 382
CP7310.....	324	CP7451.....	334	CP7535I5.....	439	CP7596I5.....	382
CP7311.....	324	CP7452.....	335	CP7536.....	439	CP7597.....	273, 382
CP7334.....	356	CP7453.....	334	CP7536PT.....	421, 439	CP7598.....	274, 382
CP7335.....	356	CP7453I5.....	334	CP7537.....	278, 439	CP7598I5.....	382
CP7340.....	350	CP7454.....	335	CP7538.....	439	CP7599.....	382
CP7347.....	422	CP7461.....	390	CP7538I5.....	439	CP7608.....	326
CP7348.....	422	CP7462.....	390	CP7538PT.....	421, 439	CP7614.....	282, 360
CP7348PT.....	421-422	CP7463.....	409, 419	CP7539.....	439	CP7615.....	285, 409
CP7350.....	280, 422	CP7475.....	367	CP7539PT.....	421, 439	CP7617.....	409
CP7350I5.....	422	CP7476.....	395	CP7540.....	439	CP7619.....	336
CP7351.....	422	CP7477.....	395	CP7540I5.....	439	CP7620.....	326
CP7351I5.....	422	CP7481.....	387	CP7541.....	371	CP7621.....	335
CP7351PT.....	281-282, 421-422	CP7482.....	281, 393	CP7542.....	372, 417-418	CP7622.....	324
CP7352.....	422	CP7483.....	409	CP7543.....	439	CP7624.....	360
CP7352I5.....	422	CP7485.....	410	CP7544.....	439	CP7625.....	326
CP7352PT.....	421-422	CP7485I5.....	410	CP7548.....	424	CP7628.....	357
CP7353.....	422	CP7486.....	279, 410	CP7549.....	424	CP7629.....	336
CP7353I5.....	422	CP7487.....	407	CP7550.....	424	CP7630.....	326
CP7353PT.....	280, 421-422	CP7488.....	278-279, 407	CP7550I5.....	424	CP7631.....	335
CP7354.....	272, 422	CP7489.....	407	CP7550PT.....	421, 424	CP7635.....	326
CP7354I5.....	422	CP7491.....	404	CP7551.....	424	CP7636.....	335
CP7354PT.....	281-282, 421-422	CP749103.....	404	CP7551I5.....	424	CP7637.....	350
CP7355.....	422	CP749106.....	404	CP7551PT.....	421, 424	CP7638.....	357
CP7371.....	436	CP7491I5.....	404	CP7552.....	424	CP7640.....	326
CP7372.....	436	CP7494.....	412	CP7553.....	424	CP7641.....	335
CP7374.....	278, 436	CP7495.....	412	CP7554.....	279, 424	CP7645.....	326
CP7375.....	436	CP7495I5.....	412	CP7554I5.....	424	CP7646.....	335
CP7381.....	423	CP7498.....	396	CP7554PT.....	421, 424	CP7647.....	350
CP7406.....	387	CP7500.....	413	CP7555.....	424	CP7648.....	357
CP7407.....	387	CP7500I5.....	413	CP7556.....	424	CP7649.....	336
CP7409.....	387	CP7501.....	413	CP7557.....	424	CP7654.....	272, 360
CP7411.....	399	CP7502.....	412	CP7557PT.....	421, 424	CP7656.....	335
CP7412.....	399	CP7502I5.....	412	CP7558.....	278, 424	CP7657.....	350
CP7413.....	399	CP7503.....	412	CP7559.....	424	CP7658.....	357
CP7414.....	279, 399	CP7504.....	387	CP7562.....	372, 417-418	CP7658I5.....	357
CP7415.....	399	CP7511.....	430	CP7565.....	431	CP7659.....	336
CP7416.....	399	CP7512.....	372, 417-418	CP7565I5.....	431	CP7664.....	360
CP7416I5.....	399	CP7512I5.....	372	CP7565PT.....	421, 431	CP7665.....	360
CP7417.....	279, 399	CP7513.....	436	CP7567.....	281, 431	CP7666.....	335
CP7418.....	399	CP7514.....	436	CP7568.....	431	CP7667.....	350
CP7419.....	407	CP7515.....	430	CP7568PT.....	421, 431	CP7668.....	357
CP7419I5.....	407	CP7515I5.....	430	CP7569.....	372, 417-418	CP7670.....	324
CP7420.....	407	CP7515PT.....	279, 421, 430	CP7569I5.....	372, 417	CP7670I5.....	324
CP7421.....	407	CP7517.....	430	CP7570.....	279, 372, 417-418	CP7671.....	334
CP7422.....	382	CP7517PT.....	421, 430	CP7571.....	372, 417-418	CP7672.....	350
CP7424.....	382	CP7518.....	430	CP7572.....	372, 417-418	CP7673.....	356
CP7428.....	281	CP7518PT.....	278-279, 421, 430	CP7574.....	427	CP7673I5.....	356
CP7429.....	376	CP7519.....	430	CP7576.....	430	CP7675.....	326
CP7430.....	376	CP7521.....	371	CP7577.....	430	CP7676.....	335
CP7431.....	376	CP7522.....	371	CP7579.....	427	CP7678.....	357
CP7432.....	376	CP7522I5.....	371	CP7580.....	427	CP7680.....	325
CP7433.....	376	CP7525.....	280-282, 284, 373	CP7581.....	427	CP7680I5.....	325
CP7434.....	380	CP7525I5.....	373	CP7582.....	279, 372, 417-418	CP7681.....	335
CP7435.....	380	CP7527.....	408	CP7583.....	427	CP7682.....	324
CP7437.....	380	CP7528.....	403	CP7584.....	427	CP7684.....	324

CP7685	285, 326	CP7770	325	CP81073	474	CP8718	357
CP7685I5	326	CP7770I5	325	CP8120	408	CP8722	350
CP7686	410	CP7771	335	CP8121	389, 467	CP8723	356
CP7688	326	CP7772	350	CP8128	466	CP8730	326
CP7690	325	CP7773	357	CP8129	466	CP8735	278-281, 326
CP7690I5	325	CP7773I5	357	CP8131	389	CP8735I5	326
CP7691	335	CP7775	356	CP8132	389	CP8736	272, 335
CP7691I5	335	CP7777	360	CP8133	389	CP8736I5	335
CP7692	324	CP7778	360	CP8134	389, 466	CP8737	350
CP7693	324	CP7779	335	CP8135	466	CP8738	279-280, 285, 357
CP7694	324	CP7785	356	CP8186	467	CP8738I5	357
CP7695	326	CP7787	360	CP8187	467	CP8741	324
CP7696	335	CP7789	335	CP8430	280, 325	CP8741I5	324
CP7697	350	CP7791	356	CP8431	335	CP8742	325
CP7698	357	CP7792	356	CP8510	324	CP8743	324
CP7698I5	357	CP7797	360	CP8511	334	CP8744	325
CP7700	324	CP7809	350	CP8513	356	CP8745	356
CP7702	350	CP7813	336	CP8521	334	CP8746	356
CP7703	356	CP7820	341	CP8529	325	CP8748	356
CP7709	324	CP7821	341	CP8530	325	CP8750	334
CP7710	324	CP7822	341	CP8531	335	CP8751	276, 334
CP7711	334	CP7822I5	341	CP8533	357	CP8752	335
CP7712	350	CP7824	341	CP8540	325	CP8753	334
CP7713	356	CP7829	350	CP8541	335	CP8754	335
CP7713I5	356	CP7830	341	CP8542	350	CP8756	335
CP7714	373	CP7831	341	CP8543	357	CP8760	279, 281, 325
CP7715	346	CP7832	341	CP8550	325	CP8761	335
CP7717	360	CP7834	341	CP8553	357	CP8762	350
CP7717I5	360	CP7839	350	CP8560	325	CP8763	279-280, 285, 357
CP7719	324	CP7871	341	CP8562	350	CP8770	324
CP7720	324	CP7871I5	341	CP8564	435	CP8771	334
CP7721	334	CP7879	357	CP8566	435	CP8772	350
CP7722	350	CP7884	334	CP8567	435	CP8773	282, 357
CP7723	356	CP7889	357	CP8568	435	CP8774	326
CP7723I5	356	CP7906	336	CP8570	435	CP8775	284, 326
CP7725	346	CP7907	336	CP8570I5	435	CP8780	324
CP7727	360	CP7917	336	CP8571	435	CP8781	334
CP7730	325	CP7926	336	CP8575	375	CP8791	335
CP7731	335	CP7926I5	336	CP8587	366	CP8796	335
CP7732	350	CP7936	336	CP8587I5	366	CP8798	280, 357
CP7739	325	CP7937	336	CP8605	348	CP8799	326
CP7740	325	CP7945	368	CP8607	348	CP8801	305
CP7741	335	CP7946	336	CP8610	348	CP8805	305
CP7741I5	335	CP7947	336	CP8613	348	CP8806	305
CP7742	350	CP7977	336	CP8662	350	CP8807	305
CP7743	357	CP8003	465	CP8667	474	CP8809	305
CP7745	346	CP8007	466	CP86678	474	CP8813	305
CP7747	360	CP8008	466	CP8673	326	CP8816	305
CP7749	325	CP8009	466	CP8674	326	CP8821	310
CP7749I5	325	CP8014	335	CP8675	326	CP8822	310
CP7750	325	CP8015	404, 466	CP8676	326	CP8822I5	310
CP7750I5	325	CP8016	466	CP8677	280-281, 326	CP8824	310
CP7751	335	CP8017	466	CP8678	335	CP8824I5	310
CP7751I5	335	CP8018	466	CP8685	326	CP8827	310
CP7752	350	CP8019	466	CP8687	280-281, 325	CP8828	310
CP7753	357	CP8070	467	CP8687I5	325	CP8829	310
CP7754	373	CP8073	357	CP8688	325	CP8831	310
CP7757	360	CP8073I5	357	CP8688I5	325	CP8842	350
CP7758	325	CP8080	467	CP8689	325	CP8843	357
CP7760	325	CP8087	466	CP8690	325	CP8853	357
CP7761	335	CP8088	466	CP8690I5	325	CP8855	311
CP7762	350	CP8089	466	CP8710	324	CP8857	311
CP7763	357	CP8090	467	CP8712	350	CP8858	271, 311
CP7764	373	CP81025	475	CP8713	356	CP8859	311
CP7767	360	CP81069	474	CP8713I5	356	CP8859I5	311
CP7769	334	CP81071	476	CP8716	335	CP8860	270, 311

PART NUMBER INDEX

CP8861.....	311	CP8951.....	303	CP9053.....	316	CP9205.....	313
CP8864.....	311	CP8953.....	303	CP9054.....	267, 316	CP9205I5.....	313
CP8865.....	311	CP8955.....	265, 276, 303	CP9055.....	316	CP9206.....	269, 313
CP8867.....	311	CP8956.....	303	CP9056.....	316	CP9207.....	313
CP8868.....	274, 311	CP8957.....	267, 275, 303	CP9057.....	316	CP9210.....	314
CP8870.....	325	CP8958.....	303	CP9058.....	316	CP9211.....	314
CP8871.....	335	CP8959.....	303	CP9062.....	316	CP9212.....	314
CP8872.....	307	CP8960.....	271, 303	CP9063.....	316	CP9213.....	314
CP8873.....	307	CP8961.....	303	CP9064.....	316	CP9214.....	314
CP8874.....	307	CP8962.....	303	CP9066.....	316	CP9215.....	272, 274, 276, 314
CP8875.....	307	CP8963.....	303	CP9070.....	265-266, 270-271, 275, 386	CP9216.....	314
CP8877.....	270, 275, 307	CP8964.....	415	CP9071.....	386	CP9217.....	314
CP8878.....	307	CP8965.....	298	CP9072.....	386	CP9218.....	313
CP8879.....	273, 307	CP8967.....	273, 298	CP9073.....	385	CP9219.....	313
CP8880.....	307	CP8968.....	298	CP9074.....	265-267, 270-271, 275, 385	CP9220.....	313
CP8882.....	307	CP8969.....	274, 298	CP9075.....	385	CP9221.....	313
CP8883.....	307	CP8970.....	298	CP9076.....	379, 419	CP9222.....	313
CP8884.....	307	CP8971.....	303	CP9077.....	379, 419	CP9223.....	313
CP8888.....	274, 307	CP8974.....	303	CP9078.....	285, 379, 419	CP9225.....	314
CP8900.....	297	CP8975.....	274, 303	CP9079.....	379, 419	CP9226.....	272, 314
CP8901.....	297	CP8976.....	270, 272-274, 303	CP9080.....	379	CP9228.....	314
CP8902.....	297	CP8977.....	309	CP9083.....	379	CP9229.....	313
CP8903.....	297	CP8979.....	309	CP9090.....	365, 417	CP97638.....	408
CP8904.....	297	CP8980.....	309	CP9091.....	365, 418	CP97658.....	408
CP8905.....	297	CP8981.....	309	CP9092.....	365, 417	CP97713.....	408
CP8906.....	280-281, 284, 298	CP8982.....	270, 309	CP9093.....	365, 418	CP97721.....	408
CP8907.....	298	CP8982I5.....	309	CP9094.....	365, 417	CP97723.....	408
CP8908.....	298	CP8983.....	271, 309	CP9094I5.....	365, 417	CP97723I5.....	408
CP8908I5.....	298	CP8984.....	309	CP9095.....	365, 418	CP97743.....	408
CP8909.....	298	CP8986.....	309	CP9096.....	365, 417	CP97753.....	408
CP8910.....	298	CP8990.....	309	CP9097.....	365, 418	CP97753I5.....	408
CP8911.....	298	CP8991.....	265, 309	CP9100.....	315	CP97763.....	408
CP8912.....	298	CP8996.....	309	CP9101.....	315	CP97773.....	408
CP8912I5.....	298	CP8998.....	309	CP9102.....	265, 267, 269, 315	CR213105.....	209
CP8913.....	267, 298	CP9001.....	272, 309	CP9102I5.....	315	DY50295500.....	64
CP8914.....	298	CP9002.....	273, 309	CP9103.....	265, 267, 272, 275, 315	DY50296800.....	64
CP8915.....	298	CP9010.....	446	CP9103I5.....	315	DY50390600.....	64
CP8916.....	298	CP9011.....	446	CP9104.....	315	DY50402400.....	64
CP8917.....	298	CP9012.....	446	CP9104I5.....	315	DY50540700.....	64
CP8919.....	298	CP9013.....	446	CP9105.....	269, 271, 275, 315	DY50546100.....	64
CP8921.....	298	CP9014.....	446	CP9106.....	315	DY50546390.....	64
CP8922.....	298	CP9015.....	446	CP9106I5.....	315	DY50548400.....	64
CP8923.....	298	CP9016.....	446	CP9107.....	272, 315	DY50549100.....	64
CP8924.....	265, 272, 298	CP9019.....	446	CP9108.....	269, 271, 315	DY50549290.....	64
CP8925.....	298	CP9021.....	446	CP9109.....	315	DY50549500.....	64
CP8926.....	265, 298	CP9022.....	446	CP9110.....	315	DY50551400.....	64
CP8928.....	298	CP9023.....	446	CP9145.....	317	DY50559800.....	64
CP8929.....	298	CP9024.....	446	CP9150.....	317	DY50559900.....	64
CP8930.....	298	CP9025.....	446	CP9151.....	266, 268, 317	DY50572600.....	64
CP8934.....	302	CP9026.....	446	CP9151I5.....	317	DY50573990.....	64
CP8935.....	302	CP9027.....	446	CP9152.....	317	DY50574190.....	64
CP8936.....	302	CP9030.....	297	CP9152I5.....	317	DY50574390.....	64
CP8937.....	302	CP9031.....	297	CP9154.....	317	DY50574500.....	64
CP8938.....	303	CP9032.....	297	CP9156.....	317	DY70001990.....	64
CP8939.....	267, 303	CP9034.....	302	CP9162.....	317	DY70007691.....	64
CP8940.....	303	CP9035.....	302	CP9163.....	265, 317	DY70007701.....	64
CP8941.....	303	CP9036.....	302	CP9165.....	317	DY70007791.....	64
CP8943.....	270, 303	CP9037.....	302	CP9166.....	317	DY70008101.....	64
CP8944.....	266-271, 273-274, 276, 303	CP9038.....	302	CP9170.....	317	DY70008590.....	64
CP8944I5.....	303	CP9039.....	302	CP9171.....	272-274, 317	G1072-20008.....	154-155
CP8945.....	270, 276, 303	CP9041.....	305	CP9176.....	446	G1099-20030.....	38, 126, 147-148, 172
CP8946.....	266, 273, 275-276, 303	CP9044.....	365	CP9177.....	446	G1099-20130.....	154
CP8947.....	303	CP9045.....	365	CP9201.....	313	G1099-20132.....	154
CP8948.....	270, 303	CP9046.....	365	CP9202.....	313	G1099-20133.....	154-155, 157
CP8949.....	303	CP9047.....	365	CP9203.....	313	G1099-20136.....	154-155
CP8950.....	303	CP9048.....	365	CP9204.....	313	G1099-60566.....	146

G1099-80039.....	170	G2589-20044.....	155, 157	G3440-20003.....	48	G3591-70013.....	475
G1530-60560.....	127	G2589-20045.....	151, 155	G3440-20004.....	48	G3591-70014.....	478
G1530-60570.....	127	G2589-20100.....	151, 155	G3440-20005.....	48	G3591-70015.....	476
G1530-60930.....	127	G2591B.....	153	G3440-20007.....	48	G3591-70016.....	471
G1530-61230.....	126	G2591C.....	153	G3440-20008.....	48	G3591-70017.....	476
G1530-61580.....	126	G2591D.....	153	G3440-20033.....	49	G3591-70018.....	478
G1530-61610.....	126	G2617-20510.....	84	G3440-20035.....	49	G3591-74001.....	474
G1530-61640.....	126	G2617-60506.....	83	G3440-20037.....	49	G3591-80000.....	480
G1530-80650.....	123, 127	G2617-60507.....	83, 85, 87	G3440-60033.....	49	G3591-80001.....	472
G1531-20690.....	98	G2617-60508.....	83	G3440-60035.....	49	G3591-80002.....	474
G1531-20700.....	98	G2617-60510.....	84	G3440-60136.....	49	G3591-80003.....	476
G1531-20740.....	98	G2617-80540.....	84	G3440-60233.....	49	G3591-80004.....	474
G1531-21090.....	98	G2617-80550.....	85, 87	G3440-60234.....	49	G3591-80006.....	480
G1531-60690.....	98	G2618-80500.....	83, 85	G3440-60236.....	49	G3591-80007.....	479
G1531-80560.....	96, 119	G2619-60501.....	83	G3440-60300.....	49	G3591-80008.....	479
G1531-80620.....	96, 119	G2630-60710.....	123	G3440-60310.....	49	G3591-80011.....	473
G1532-20710.....	105, 113, 121, 131, 134, 136	G2630-61230.....	107	G3440-60333.....	49	G3591-80012.....	476
G1532-60675.....	107	G2646-60500.....	123	G3440-60334.....	49	G3591-80013.....	478
G1532-60685.....	107	G2647-60501.....	113, 131	G3440-60336.....	49	G3591-80014.....	479
G1532-60690.....	107	G2648-60501.....	113, 131	G3440-60600.....	49	G3591-80015.....	479
G1532-60695.....	107	G2855-20530.....	43, 49	G3440-60610.....	49	G3591-80016.....	478
G1532-60695.....	107	G2855-20532.....	49	G3440-60620.....	49	G3591-80017.....	475
G1532-80540.....	105, 136	G2855-20555.....	38, 40, 43, 49, 148, 172	G3440-80217.....	39-40, 74, 76	G3591-80019.....	474
G1534-20530.....	120, 133	G2855-20590.....	43, 53	G3440-80218.....	39-40, 74, 76	G3591-80020.....	474
G1534-20590.....	120, 133	G2855-40001.....	53	G3440-81664.....	49	G3591-80021.....	471
G1534-60570.....	116, 120, 133	G2855-60200.....	38, 43, 53, 148, 172	G3440-81665.....	49	G3591-80022.....	475
G1534-60640.....	120, 133	G2855-60570.....	53	G3440-85007.....	181	G3591-80023.....	474
G1534-80510.....	120, 133	G2933-85001.....	123	G3440-85009.....	181	G3591-80025.....	476
G1534-80580.....	119	G2933-85003.....	123	G3440-85012.....	181	G3591-80026.....	479
G1534-80590.....	119, 135	G3163-20530.....	154	G3440-85013.....	181	G3591-80027.....	472
G1535-00010.....	114	G3170-20126.....	154-155, 157, 159	G3440-85017.....	181	G3591-80028.....	476
G1535-00030.....	114	G3170-20530.....	154-155	G3440-85018.....	181	G3591-80029.....	479
G1535-60600.....	113, 115, 131	G3170-20540.....	159	G3440-85026.....	181	G3591-80030.....	472
G1535-60610.....	114	G3170-60053.....	157	G3440-85027.....	181	G3591-80031.....	476
G1535-80520.....	114	G3170-60204.....	163	G3440-85028.....	181	G3591-80032.....	472
G1540-30025.....	48	G3170-60416.....	159	G3440-85029.....	181	G3591-80033.....	474
G1540-30026.....	48	G3170-80001.....	162	G3440-85035.....	181	G3591-80034.....	480
G1540-30027.....	48	G3170-80002.....	163, 176-177	G3440-85036.....	181	G3591-80035.....	476
G1540-30028.....	48	G3170-80002.....	146, 174	G3451-80501.....	90, 137	G3591-80036.....	477
G1540-80013.....	90	G3170-80008.....	165	G3452-20512.....	76	G3591-80037.....	473
G1544-20590.....	75, 139	G3170-80100.....	165	G3452-60570.....	74	G3591-80039.....	472
G1544-60585.....	74	G3170-80103.....	165, 173-174	G3452-60586.....	74	G3591-80040.....	480
G1544-80700.....	32	G3182-61580.....	42	G3452-60730.....	74	G3591-80043.....	476
G1544-80730.....	32	G3182-61581.....	42	G3452-60835.....	53	G3591-80044.....	477
G1544-80731.....	32	G3184-60065.....	43	G3452-80570.....	74	G3591-80045.....	473
G1545-80520.....	80	G3188-20509.....	49	G3480-20002.....	48	G3591-80046.....	475
G1888-60701.....	55	G3188-27501.....	37-39, 41, 43, 49, 148, 172	G3480-60663.....	48	G3591-80047.....	474
G1888-60702.....	54	G3188-27502.....	37-39, 41, 43, 49, 148, 172	G3480-67585.....	74	G3591-80048.....	476
G1888-60703.....	54	G3188-27503.....	37, 41, 43, 49, 172	G3500-80000.....	87	G3591-80049.....	480
G1888-60704.....	54	G3188-27504.....	49, 172	G3504-20504.....	40	G3591-80051.....	478
G1890-60000.....	54	G3188-27505.....	49	G3504-60620.....	53	G3591-80052.....	478
G1960-80303.....	174	G3188-27506.....	49	G3507-60660.....	48	G3591-80053.....	478
G1999-20021.....	154-155, 159	G3397A.....	162	G3510-20018.....	76	G3591-80054.....	476
G1999-20022.....	154-155, 159	G3397B.....	162	G3520-20210.....	53	G3591-80055.....	471
G1999-20430.....	159	G3430-60011.....	74	G3591-70001.....	478	G3591-80056.....	475
G1999-20432.....	159	G3431-60680.....	98	G3591-70002.....	475	G3591-80058.....	476
G1999-20433.....	159	G3432-60220.....	107	G3591-70003.....	475	G3591-80059.....	477
G1999-20443.....	159	G3432-60221.....	107	G3591-70004.....	475	G3591-80060.....	473
G1999-20444.....	159	G3433-63000.....	102, 132	G3591-70005.....	474	G3591-80061.....	475
G1999-20446.....	159	G3434-60806.....	116, 120	G3591-70006.....	474	G3591-80062.....	475
G1999-60412.....	159	G3435-60350.....	115	G3591-70007.....	474	G3591-80063.....	479
G1999-60452.....	163, 176	G3435-81330.....	115	G3591-70008.....	475	G3591-80064.....	475
G1999-80410.....	147, 164	G3435-81360.....	115	G3591-70009.....	478	G3591-80065.....	475
G2397-20540.....	102, 132	G3440-05012.....	181	G3591-70010.....	478	G3591-80066.....	478
G2397-80520.....	102			G3591-70011.....	474	G3591-80067.....	472
G2589-20043.....	155			G3591-70012.....	471	G3591-80068.....	479

PART NUMBER INDEX

G3591-80071.....	479	G3591-81016.....	478	G3591-81098.....	476	G3591-82048.....	476
G3591-80072.....	477	G3591-81017.....	475	G3591-81099.....	471	G3591-82049.....	480
G3591-80074.....	475	G3591-81019.....	474	G3591-81100.....	474	G3591-82050.....	471
G3591-80075.....	475	G3591-81020.....	474	G3591-81101.....	476	G3591-82051.....	478
G3591-80077.....	475	G3591-81021.....	471	G3591-81102.....	474	G3591-82053.....	478
G3591-80082.....	472	G3591-81022.....	475	G3591-81103.....	475	G3591-82063.....	479
G3591-80083.....	478	G3591-81023.....	474	G3591-81104.....	475	G3591-82064.....	475
G3591-80084.....	470	G3591-81025.....	476	G3591-81105.....	470	G3591-82067.....	472
G3591-80085.....	476	G3591-81026.....	479	G3591-81106.....	478	G3591-82072.....	477
G3591-80086.....	477	G3591-81027.....	472	G3591-81119.....	477	G3591-82082.....	472
G3591-80087.....	477	G3591-81028.....	476	G3591-81120.....	478	G3591-82084.....	470
G3591-80088.....	473	G3591-81029.....	479	G3591-81121.....	474	G3591-82087.....	477
G3591-80090.....	475	G3591-81030.....	472	G3591-81122.....	477	G3591-82088.....	473
G3591-80091.....	473	G3591-81031.....	476	G3591-81123.....	477	G3591-82093.....	476
G3591-80093.....	476	G3591-81032.....	472	G3591-81135.....	478	G3591-82095.....	470
G3591-80094.....	480	G3591-81033.....	474	G3591-81136.....	478	G3591-82099.....	471
G3591-80095.....	470	G3591-81034.....	480	G3591-81137.....	478	G3591-82101.....	476
G3591-80096.....	478	G3591-81035.....	476	G3591-81138.....	478	G3591-82102.....	474
G3591-80097.....	476	G3591-81036.....	477	G3591-81139.....	471	G3591-82104.....	475
G3591-80098.....	476	G3591-81037.....	473	G3591-81140.....	472	G3591-82106.....	478
G3591-80099.....	471	G3591-81039.....	472	G3591-81141.....	479	G3591-82119.....	477
G3591-80100.....	474	G3591-81040.....	480	G3591-81142.....	479	G3591-82121.....	474
G3591-80101.....	476	G3591-81043.....	476	G3591-81143.....	474	G3591-82122.....	477
G3591-80103.....	475	G3591-81044.....	477	G3591-81146.....	474	G3591-82123.....	477
G3591-80104.....	475	G3591-81045.....	473	G3591-81147.....	475	G3591-82135.....	478
G3591-80105.....	470	G3591-81046.....	475	G3591-81149.....	475	G3591-82136.....	478
G3591-80106.....	478	G3591-81047.....	474	G3591-81156.....	473	G3591-82137.....	478
G3591-80107.....	475	G3591-81048.....	476	G3591-81157.....	478	G3591-82139.....	471
G3591-80108.....	479	G3591-81049.....	480	G3591-81160.....	472	G3591-82140.....	472
G3591-80110.....	477	G3591-81050.....	471	G3591-81161.....	472	G3591-82159.....	474
G3591-80119.....	477	G3591-81051.....	478	G3591-81162.....	476	G3591-82176.....	479
G3591-80120.....	478	G3591-81052.....	478	G3591-81176.....	479	G3850-60014.....	147
G3591-80121.....	474	G3591-81053.....	478	G3591-81209.....	475	G3870-20021.....	157
G3591-80122.....	477	G3591-81054.....	476	G3591-81210.....	473	G3870-20135.....	154, 157
G3591-80123.....	477	G3591-81055.....	471	G3591-81211.....	473	G3870-20440.....	157
G3591-80124.....	474	G3591-81056.....	475	G3591-81212.....	473	G3870-20444.....	151, 157
G3591-80135.....	478	G3591-81058.....	476	G3591-81213.....	473	G3870-20445.....	157
G3591-80136.....	478	G3591-81059.....	477	G3591-81214.....	476	G3870-20446.....	157
G3591-80137.....	478	G3591-81060.....	473	G3591-81215.....	480	G3870-20448.....	151
G3591-80138.....	478	G3591-81061.....	475	G3591-82000.....	480	G3870-20449.....	151
G3591-80139.....	471	G3591-81062.....	475	G3591-82001.....	472	G3870-20530.....	157
G3591-80140.....	472	G3591-81063.....	479	G3591-82002.....	474	G3870-60171.....	157
G3591-80141.....	479	G3591-81064.....	475	G3591-82003.....	476	G3870-60172.....	154
G3591-80142.....	479	G3591-81065.....	475	G3591-82004.....	474	G3870-60179.....	155
G3591-80156.....	473	G3591-81066.....	478	G3591-82011.....	473	G3880-20030.....	38, 147-148
G3591-80157.....	478	G3591-81067.....	472	G3591-82012.....	476	G3880-80010.....	162
G3591-80158.....	473	G3591-81068.....	479	G3591-82013.....	478	G3880-80011.....	162
G3591-80160.....	472	G3591-81071.....	479	G3591-82014.....	479	G3900-63001.....	462
G3591-80161.....	472	G3591-81072.....	477	G3591-82015.....	479	G3900-63002.....	462
G3591-80162.....	476	G3591-81074.....	475	G3591-82016.....	478	G3900-63003.....	463
G3591-80170.....	479	G3591-81075.....	475	G3591-82017.....	475	G3900-63004.....	462
G3591-80171.....	479	G3591-81077.....	475	G3591-82020.....	474	G3900-63005.....	462
G3591-80176.....	479	G3591-81082.....	472	G3591-82022.....	475	G3900-63006.....	463
G3591-81000.....	480	G3591-81083.....	478	G3591-82023.....	474	G3900-63007.....	463
G3591-81001.....	472	G3591-81084.....	470	G3591-82025.....	476	G3900-63008.....	463
G3591-81002.....	474	G3591-81085.....	476	G3591-82026.....	479	G3900-63009.....	462
G3591-81003.....	476	G3591-81086.....	477	G3591-82029.....	479	G3900-63010.....	463
G3591-81004.....	474	G3591-81087.....	477	G3591-82032.....	472	G3900-63011.....	463
G3591-81006.....	480	G3591-81088.....	473	G3591-82033.....	474	G3900-63012.....	463
G3591-81007.....	479	G3591-81090.....	475	G3591-82035.....	476	G3900-63013.....	462
G3591-81008.....	479	G3591-81091.....	473	G3591-82036.....	477	G3900-63014.....	462
G3591-81011.....	473	G3591-81093.....	476	G3591-82037.....	473	G3900-63015.....	463
G3591-81012.....	476	G3591-81094.....	480	G3591-82039.....	472	G3900-63016.....	462
G3591-81013.....	478	G3591-81095.....	470	G3591-82040.....	480	G3900-63017.....	462
G3591-81014.....	479	G3591-81096.....	478	G3591-82043.....	476	G3900-63018.....	462
G3591-81015.....	479	G3591-81097.....	476	G3591-82044.....	477	G3900-63019.....	462

G3900-63020.....	463	G4513-80233.....	188	MKI-UTD-5064.....	66
G3900-63021.....	463	G4513-80234.....	187	MKI-Z-0285.....	65
G3900-63022.....	463	G4513-80235.....	187	MKI-Z-0351.....	65
G3900-63023.....	463	G4513-80236.....	187-188	RDT-1020.....	52, 140
G3900-63024.....	463	G4513-80239.....	187	RDT-1023.....	140
G3900-63025.....	463	G4513-80240.....	187	RMSN-2.....	164
G3900-63026.....	463	G4513-80241.....	188		
G3900-63027.....	463	G4513-80242.....	187		
G3900-63028.....	463	G4513-80243.....	187		
G3900-63029.....	463	G4513-80244.....	187		
G3900-63030.....	462	G4514-60610.....	127		
G3900-63031.....	462	G4514-60710.....	50		
G3900-63032.....	462	G4514-67505.....	50		
G3900-63033.....	462	G4525-60701.....	50		
G3900-63034.....	463	G4525-60702.....	50		
G3900-63035.....	463	G4525-60703.....	50		
G3900-63036.....	463	G4525-60704.....	50		
G3900-63037.....	463	G4556-60019.....	52		
G3900-63038.....	462	G4556-60125.....	52		
G3900-63039.....	462	G4556-67010.....	52		
G3900-63040.....	462	G4556-90500.....	52		
G3900-63041.....	462	G6012A.....	169		
G3900-63042.....	462	G6014A.....	169, 179		
G3900-64016.....	450	G6600-60037.....	123		
G3900-65001.....	448	G6600-60038.....	122		
G3900-65003.....	449	G6600-67007.....	122-123		
G3900-65004.....	449	G6600-67008.....	122-123		
G3903-61004.....	448	G6600-80018.....	41, 122-123		
G3903-63001.....	284, 374	G6600-80042.....	122		
G3903-63002.....	374	G6600-80043.....	122-123		
G3903-63003.....	283, 374	G6600-80044.....	122-123		
G3903-63004.....	374	G6600-80045.....	122		
G3903-65002.....	448	G6600-80050.....	122		
G4333-63000.....	132	G6600-80051.....	122-123		
G4513-20561.....	50	G6600-80063.....	122		
G4513-40525.....	50	G6600-80072.....	122-123		
G4513-40529.....	50	G6600-85000.....	123		
G4513-60560.....	188	G6600-85001.....	122-123		
G4513-60561.....	188	G6600-85002.....	122-123, 170		
G4513-80200.....	187	G7005-60061.....	154-155, 162, 174		
G4513-80201.....	187	G7005-60072.....	159, 162, 174		
G4513-80202.....	187	MKI-C-QSC10.....	65		
G4513-80203.....	188	MKI-MTD-1169.....	65		
G4513-80204.....	187	MKI-MTD-1204.....	65		
G4513-80205.....	187	MKI-SERUTD-5065.....	66		
G4513-80206.....	187	MKI-U-COV06.....	65		
G4513-80208.....	188	MKI-U-COV07.....	65		
G4513-80209.....	23, 187	MKI-U-COV10.....	65		
G4513-80210.....	188	MKI-U-DISK1.....	65		
G4513-80211.....	187	MKI-U-DISK3.....	65		
G4513-80212.....	187	MKI-U-T10CW-2S.....	65		
G4513-80213.....	23, 187	MKI-U-T11GPC.....	65		
G4513-80215.....	187	MKI-U-T11GPC-2S.....	65		
G4513-80216.....	187	MKI-U-T12ME.....	65		
G4513-80218.....	187	MKI-U-T12ME-2S.....	65		
G4513-80219.....	188	MKI-U-T13DHS.....	65		
G4513-80220.....	188	MKI-U-T13DHS-2S.....	65		
G4513-80221.....	188	MKI-U-T15ATA-2S.....	65		
G4513-80222.....	188	MKI-U-T16GHG-2S.....	65		
G4513-80223.....	188	MKI-U-T1703P-2S.....	65		
G4513-80224.....	187	MKI-U-T1HBL-2S.....	65		
G4513-80225.....	187-188	MKI-U-T3ATX.....	65		
G4513-80226.....	187	MKI-U-T3ATX-2S.....	65		
G4513-80227.....	188	MKI-U-T6SUL-2S.....	65		
G4513-80228.....	188	MKI-U-T9TNX.....	65		
G4513-80229.....	187	MKI-U-T9TNX-2S.....	65		

Product Index

Agilent J&W GC Columns

Application and Method Guides

ASTM Methods	278-285
Application Cross Reference Guide	262-264
EPA Methods	
Drinking Water	265-268
Solid Waste	272-276
Waste Water	269-271
United States Pharmacopoeia (USP)	
GC Phases	277

Capillary Columns

By Group

Foods, Flavors and Fragrances	405
High Temperature	362
Life Sciences	414
Low-bleed GC/MS	294
Non-Bonded	441
PAH	390
PLOT	420
Pesticides	384
Petroleum	366
Polyethylene Glycol (PEG)	351-413
Premium Polysiloxane	318
Semivolatiles	392
Ultra Inert	286
Volatiles	397

By Stationary Phase

Biodiesel	377-378
CAM	442
CarboBOND	436
CarboPLOT P7	436
Carbowax 20M and HP-20M	361
CP-1301	348
CP-Al2O3/KCl	430-431
CP-Al2O3/Na2SO4	430-431
CP-Carbowax 400 for Volatiles in Alcohol	408
CP-Chirasil Val	412
CP-Chirasil-Dex CB	412
CP-Cyclodextrin- β -2,3,6-M-19	413
CP-FFAP CB for Free Fatty Acids	
in Dairy Products	410
CP-Molsieve 5A	439
CP-Select 624 CB	399
CP-Select CB for MTBE	403
CP-Sil 13 CB	336
CP-Sil 19 CB	350
CP-Sil 19 CB for Pesticides	387
CP-Sil 2 CB	373
CP-Sil 24 CB	341
CP-Sil 43 CB	346
CP-Sil 5 CB	324-326
CP-Sil 5 CB for Formaldehyde	367
CP-Sil 5 CB for Sulfur	375
CP-Sil 5/C18 CB for PCB	395
CP-Sil 8 CB	334-335
CP-Sil 8 CB for Amines	382
CP-Sil 8 CB for PCB	393
CP-Sil 8 CB for Pesticides	387
CP-Sil 88	406
CP-Sil 88 for Dioxins	396
CP-Sil 88 for FAME	407
CP-Sil PAH CB UltiMetal	391

CP-Sil PONA CB	368
CP-Sil PONA for ASTM D5134	368
CP-SilicaPLOT	435
CP-SimDist	371-372
CP-TAP CB for Triglycerides	409
CP-TCEP for Alcohols in Gasoline	373
CP-Volamine	381
CP-Wax 52 CB	356-357
CP-Wax 57 CB	408
CP-Wax 57 CB for Glycols and Alcohols	409
CP-Wax 58 FFAP CB	360
CP-Wax for Volatile Amines and Diamines	382
CycloSil-B	410
Cyclodex-B	411
DB-1	318-321
DB-1301	347
DB-17	339
DB-1701	349
DB-1701P	386
DB-17ht	364
DB-17ms	308
DB-1ht	362
DB-1ms	295
DB-1ms Ultra Inert	289
DB-200	343
DB-210	344
DB-225	345
DB-225ms	312
DB-23	342
DB-2887	370
DB-35	337
DB-35ms	306
DB-35ms Ultra Inert	291
DB-5	329-331
DB-5.625	394
DB-502.2	402
DB-5ht	363
DB-5ms	299-300
DB-5ms EVDX	415
DB-5ms Ultra Inert	290
DB-608	388
DB-624	398
DB-624 Ultra Inert	291, 397
DB-ALC1	414
DB-ALC2	414
DB-CLP1	384
DB-CLP2	384
DB-Dioxin	396
DB-EUPAH	390
DB-FFAP	358
DB-HT SimDis	370
DB-MTBE	402
DB-Petro	369
DB-Select 624 UI for <467>	292, 416
DB-Sulfur SCD	374
DB-TPH	403
DB-UI 8270D Ultra Inert	292
DB-UI 8270D for Semivolatiles	392
DB-VRX	400
DB-WAX	351-353
DB-WAX FF	351-353
DB-WAXetr	354
DB-XLB	304

DX-1	443
DX-4	443
GS-Alumina	433
GS-Alumina KCl	429
GS-CarbonPLOT	437
GS-GasPro	434
GS-OxyPLOT	366
GS-Q	426
HP-1	322-323
HP-1 Aluminum Clad	369
HP-101	441
HP-17	441
HP-1ms	296
HP-1ms Ultra Inert	289
HP-20M	361
HP-35	338
HP-5	332-333
HP-50+	340
HP-5ms	301
HP-5ms Semivolatile	395
HP-5ms Ultra Inert	290
HP-88	405
HP-Chiral β	411
HP-FFAP	359
HP-Fast Residual Solvent	416
HP-INNOWax	355
HP-PAS5	388
HP-PLOT Al2O3 KCl	428
HP-PLOT Al2O3 M	434
HP-PLOT Al2O3 S	432
HP-PLOT Molesieve	438
HP-PLOT Q	425
HP-PLOT U	428
HP-PONA	367
HP-VOC	401
Lowox	366
PoraBOND Q	422
PoraBOND U	423
PoraPLOT Amines	383
PoraPLOT Q	424
PoraPLOT Q-HT	424
PoraPLOT S	427
PoraPLOT U	427
Rapid-MS	389
SE-30	444
SE-54	444
Select Al2O3 MAPD	376
Select Biodiesel	379
Select FAME	407
Select Low Sulfur	375
Select Mineral Oil	404
Select PAH	390
Select Silanes	380
Select for Permanent Gases	376
Ultra 1	327
Ultra 2	328
VF-1301ms	315-316
VF-1701 Pesticides	386
VF-1701ms	317
VF-17ms	309
VF-1ms	297-298
VF-200ms	311
VF-23ms	310

VF-35ms.....	307	Carboxen-1000	471	MSD Contamination	142-145
VF-5 Pesticides	385	Chromosorb 101	471	MSD Electron Multipliers and Replacement	
VF-5ht.....	365	Chromosorb 102	471	Horn	165
VF-5ms.....	302-303	HayeSep A	473	MSD Filaments	162
VF-624ms	315	HayeSep D	473	Maintenance Schedule	141
VF-DA.....	415	HayeSep DB.....	473	Quadrupole Mass Filter	164
VF-WAXms	313-314	HayeSep N	473	Recommended MS Interface Connections.....	148
VF-Xms.....	305	HayeSep N + HayeSep R 1:1.....	473	Standards	
Metal Columns.....	417	HayeSep P	473	Analyzer Kit Standards	181
Column Selection		HayeSep Q	474	Test and Performance Samples.....	182
Column Diameter	256-257	HayeSep R.....	474	Vacuum Systems and Pumps	166
Column Film Thickness.....	260-261	HayeSep T	474	Diffusion Pump	168
Column Length.....	258-259	MolSieve 13X	476	Foreline Pump	170
Gas-Solid or PLOT Columns	254	MolSieve 5Å	475	Pressure Symptoms	166-167
Polarity.....	252-253	Porapak N	477	Quiet Cover	169
Selecting Stationary Phases.....	248-251	Porapak N + Porapak R 1:1	477	Vent Valve Supplies	163
Stationary Phase Selection Summary.....	255	Porapak Q.....	478	Inlet Liners.....	24-25
Custom Ordering.....	481	Porapak OS	478	Specialty Injection	
Fused Silica Tubing		Porapak R.....	478	Direct Connect	32
Deactivated	464-467	Porapak T	478	MultiMode Inlet Heavy Matrix.....	31
Undeactivated	468	Silica Gel.....	479	PTV	32
Guard Columns		Test Standards.....	482-483	Split, Original Deactivation.....	29
DuraGuard	445			Splitless, Original Deactivation	30
EZ-Guard.....	446			Ultra Inert	28
Installation and Troubleshooting				Inlet Septa	17
Causes of Column Performance				Advanced Green	19
Degradation	488-493			Bleed and Temperature Optimized (BTO).....	18
Evaluating the Problem.....	494-495			General Purpose	21
Quick Reference Guide.....	485-487			Long-Life	19
Troubleshooting Guides				Inlet Systems	
Baseline Instability or Disturbances	496			Cool On-Column	78-80
Change in Peak Size.....	498			Flip Top Inlet Sealing System	68
Excessive Baseline Noise.....	496			Multimode	76-77
Loss of Resolution	499			Programmable Temperature Vaporizer (PTV).....	81-87
Retention Time Shift	498			Purged Packed	88-91
Split Peaks.....	497			Split/Splitless Inlet Seals	67, 69-75
Tailing Peaks	497			Large Valve Oven	46
LTM Column Modules	447-463			Liner O-rings.....	33
Packed Columns				Maintenance Schedule.....	14-15
0.1% SP-1000.....	479			Markes Thermal Desorption	65-66
1.5% OV-101	476			Merlin Microseal.....	22-23
10% Carbowax 20M (G16, GS1).....	471			Oven Exhaust Deflector	123
10% Carbowax 20M (G16, GS1) + 2% KOH.....	471			Purge and Trap Systems	
10% OV-101	476			Archon.....	64
10% PEG-20M	477			Teledyne Tekmar	62-63
10% SE-30	478			Sample Introduction Systems	
10% UC W982	480			7693A Automatic Liquid Sampler.....	50
12% UC W982	480			7697A Headspace Sampler	52-53
15% Carbowax 1540	470			Automatic Liquid Sampler.....	51
15% Hallcomid M-18	472			G1883A Network Headspace Sampler.....	55
15% SP-2100.....	479			G1888A Network Headspace Sampler.....	54
20% Carbowax 20M (G16, GS1).....	471			G3520A XLSI Accessory	53
20% OV-101.....	476			Syringes	183
20% PEG-20M	477			7673/7683 On-Column Autosampler Syringes.....	191
20% Sebaconitrile.....	479			Blue Line Autosampler Syringes for 7693A ALS	
20% Sebaconitrile/2% H3PO4	479			Advanced Sample Enhancement.....	188
20% TCEP	480			Fitted Plungers.....	187
25% DC-200 (500 cSt).....	472			PTFE-Tipped Plungers	188
25% SP-2100.....	479			Gold Standard Autosampler Syringes	
30% DC 200/500	472			Straight Needle, 23 and 26s Gauge	190
30% DC-200 (500 cSt).....	472			Tapered Needle, 23-26s Gauge.....	189
35% DC-200 (500 cSt).....	472			HP 7670/71/72 Autosampler Syringes	191
5% Carbowax 20M (G16, GS1).....	470			Needle Gauge	184
7% Carbowax M + 3% Polyphenolether				Needle Termination.....	185
6 ring + 2% KOH.....	471			Needle Tip Design.....	185
Carbosieve S-II.....	470			Valves and Loops.....	47-49

Agilent Supplies

7820A GC System.....	125
Bulk GC Supplies	16
Capillary Column Ferrules and Nuts	
Column Nuts	38-40
Ferrule Selection Recommendations.....	38-39
For LTM Rapid Heating/Cooling System.....	41
For NCD and SCD	41
Reducing	41
Short and Long Ferrules	36
Specialty.....	37-40
Straight.....	41
Capillary Flow Technology	
Column/Retention Gap Installation.....	43
Ferrules	43
Fittings.....	43
Ultimate Union	42
Column Connectors and Splitters	
Graphpak	45
Press-fit.....	44
Column Nuts	38-40
Detector Systems	
Electron Capture Detector (ECD).....	100-102
Flame Ionization Detector (FID)	92-99
Flame Photometric Detector (FPD).....	108-115
Nitrogen Chemiluminescence	
Detector (NCD)	122-123
Nitrogen Phosphorus Detector (NPD)	116-121
Sulfur Chemiluminescence Detector (SCD).....	122-123
Thermal Conductivity Detector (TCD)	103-107
GC Standards.....	124
GC/MS	
220-MS.....	180
240-MS Ion Trap	178-179
7000 Triple Quadrupole GC/MS.....	171-174
7200 Q-TOF for GC/MS.....	175-177
Cleaning and Maintenance	146-147
Gas Clean Filters	164
GC/MSD Interface.....	160-161
Ion Source.....	149-159
Chemical Ionization (CI) Ion Source.....	158-159
Electron Impact (EI) Ion Source.....	154-157

Vials and Closures
 Headspace
 20 mm Caps and Septa.....58
 CombiPAL 18 mm Screw Top Caps with Septa...59
 CombiPAL Screw Top Vials.....59
 Convenience Packs.....58
 Crimp Top Vials.....56
 High Performance Septa.....57-58
 Electronic Crimpers and Decappers.....60
 Manual Crimpers and Decappers.....61

Applications

Energy and Fuels576
 Environmental
 Air Analysis.....549
 Hydrocarbons.....501
 Pesticides and Herbicides.....506
 Semivolatiles532
 Volatiles544
 Food, Flavor and Fragrance.....554
 Industrial Chemical602
 Forensic Toxicology and Pharma635

CrossLab Supplies

Bruker, Varian GC Systems
 Autosampler Syringes.....210
 Capillary Column Ferrules209
 Column Nuts210
 Detector Replacement
 Flame Ionization Detector (FID).....218
 Pulsed Flame Photometric Detector (PFPD).....219-220
 Thermal Conductivity Detector (TCD).....218
 Thermionic Specific Detector (TSD).....220
 Injector Replacement
 1041 Packed/Wide Bore
 On-Column (PWOC) injector.....217
 1061 Packed/530 µm
 Capillary Column Injector.....216
 1079 Large Volume Injector (LVI).....214
 1093 Cool On-Column (COC) Injector215
 1177 Split/Splitless Injector.....213
 Inlet Liners
 1060/1061 Injector208
 1075/1077 Injector208
 1078/1079 Injector207-208
 1093/1094 Injector207-208
 1177 Injector206-220
 Inlet Septa.....211-212
 Liner O-rings208
 Packed Column Ferrules.....210
 CTC GC Autosamplers
 Autosampler Syringes.....239
 Column Ferrules.....195-196
 Inlet Liners193-194
 Inlet Septa199-201
 Advanced Green203
 Bleed and Temperature Optimized (BTO)202
 General Purpose205
 Long-Life.....204
 Liner O-rings195

Perkin Elmer GC Systems
 Autosampler Syringes.....225
 Capillary Column Ferrules223
 Column Nuts224
 Inlet Liners
 AutoSystem.....221-222
 AutoSystem XL.....221-222
 Clarus.....221-222
 Inlet Septa.....226
 Liner O-rings222
 Packed Column Ferrules.....224
 Shimadzu GC Systems
 Autosampler Syringes.....232
 Capillary Column Ferrules231
 Column Nuts232
 Inlet Liners
 14 Systems230
 17A Systems229
 2010 and 2010 Plus Systems228
 2014 Systems.....227
 Inlet Septa.....233
 Liner O-rings230
 Packed Column Ferrules.....231
 Syringes197-198
 Thermo Scientific GC Systems
 Autosampler Syringes.....236
 Capillary Column Ferrules235
 Column Nuts236
 Inlet Liners
 Focus Systems.....234
 Trace Systems.....234
 Inlet Septa.....237-238
 Liner O-rings235

Application Title Index

1,3-Butadiene	586
1,3-Butadiene Purity	587
10 ng/μL Semivolatile Checkout Standard on a 20 m x 0.18 mm, 0.36 μm Agilent J&W DB-UI 8270D Capillary GC Column using an Ultra Inert Liner with Wool	542
15+1 EU Priority PAHs	505
69 Component FAME Mix	572
78 Semi-volatile Components on an Agilent J&W DB-UI 8270D	504

A

Acids	570
Acrylate Impurities I	627
Acrylate Impurities II	628
Acrylates	628
Agilent's Ultra Inert Test Probe Mixture	532
Alcohol Beverage Standard	568
Alcohols I	602
Alcohols II	605
Alcohols III	606
Aldehydes and Acids	611
Aldehydes and Ketones	612
Alditol Acetates	568
Amines and Alcohols	606
Amines and Nitriles	610
Amines in Water	611
Amphetamines and Precursors – TMS Derivatives	636
Anabolic Steroids	648
Analysis of Acetylenes' Mixture	634
Analysis of Amino Alcohols in Water	606
Analysis of Drugs of Abuse in Urine via GC/MS	642
Analysis of Ethanolamines	607
Analysis of Fragrance and Allergens	561
Analysis of Oxygenates in Mixed C4 Streams	595
Analysis of Oxygenates in a C1 to C5 Hydrocarbon Mix	600
Analysis of Polycyclic Aromatic Hydrocarbons	503
Analysis of Process Gas	601
Analysis of Semivolatiles	510
Analysis of Solvents	626
Analysis of Volatile Organic Compounds in Environmental Waters Using the Agilent 7697A Headspace and 7890B/5977A GC/MS	546
Anesthetics	643
Anilines	629
Anticonvulsants	643
Antiepileptic Drugs	644
Antihistamines	644
Aroclors 1016-1268 (without 1221)	514
Aromatic Solvents	604
Aromatics Analysis – ASTM D16 Analytes	593
Aromatics Analysis – Ethylbenzene Impurities	593
Aromatics I	614
Aromatics II	615
Aromatics in Finished Gasoline – ASTM Method D5769	597
Aspirin and Ibuprofen in Methanol	647
Automated Cleanup of PCB extracts from Waste Oil Using 7696A Sample Prep Workbench	535

B

Bacterial Fatty Acid Methyl Esters	571
Barbiturates	637
Baseline Resolution of Air/CO, CO ₂ , and Methane in a Natural Gas Sample	583
Benzodiazepines I	636
Benzodiazepines II	640
Blood Alcohols I (Static Headspace/Split)	638
Blood Alcohols II (Static Headspace/Split)	638
Blood Pollutants I	649
Blood Pollutants II	650
Bourbon	568
Butter Triglycerides I	574
Butter Triglycerides II	574

C

C ₁ to C ₄ Hydrocarbon Mix	580
C ₁ and C ₂ Halocarbons (Freons)	527
CLP Pesticides	514
Canola Oil Margarine Partially Hydrogenated FAMES AOCS Method 1c-89	574
Chiral Compounds in Essential Oils and Fragrances	560
Chlorinated Isooctane	623
Chlorinated Pesticides, EPA Method 508	521
Citrus Flavored Carbonated Beverage (Soda)	567
CLP Pesticides	514
Cold-pressed Orange Oil	564
Column Performance for USP <467> Standards	651
Common Drug Screen	641
Congeners in DIN Method PCBs	533

D

DB-624UI 1 μL/L Fermented Beverage Standard Mix	554
DB-624UI Organic Acid Performance	509
DB-Select 624 UI for <467> Megabore Early Eluting Peaks	635
Denatured Fuel Ethanol – ASTM D5501	596
Detailed Hydrocarbon Analysis of Petroleum Naphthas Through N-nonane Using ASTM D5134	601
Determination of Chlorophenols in Water and Soil	502
Diesel Analysis	600
Diesel Fuel	503
Dioxins and Dibenzofurans	504
Direct Comparison for Rapid CLP (Contract Laboratory Program) Pesticide Analysis	513
Drug Screen	640

E

EPA 625 Halogenated Pesticides on "1701" Type Phases	528
EPA Air Analysis Compendium Method TO-14 Standard	549

EPA Air Analysis Method TO-15 (1 ppbv standard)	553
EPA Method 504.1 – 1,2 dibromoethane (EDB), 1,2-dibromo-3-chloropropane (DBCP), and 1,2,3-trichloropropane (123TCP)	507
EPA Method 508.1 – Chlorinated Pesticides and Herbicides	520
EPA Method 525.2	518
EPA Method 551	547
EPA Method 551 – Chlorinated Solvents, Trihalomethanes (THMs), and Disinfection Byproducts (DBPs)	509
EPA Method 552.2	543
EPA Volatiles by GC/MS (Split Injector)	517, 548
Essential Oils	557
Esters I	617
Esters II	618
Esters III	618
Ethers	619
Ethoxyethanol	607
Ethylene	584
Ethylene Glycol Mixture	621
Ethylene Oxide	631
Ethylene Oxide Synthetic Standard	594
European Red List Volatiles	547
Extended Analyte List for EPA Method 8021 (ELCD)	544
Extended Hydrocarbon Analysis I	588
Extended Hydrocarbon Analysis II	589
Extended Temperature Program Resolving Congeners 52 and 138	534

F

FAME Standard	572, 573
FAMES	561
Fast Analysis of Aromatic Solvent	576
Fast Analysis of Permanent Gases and CO ₂ using Tandem PLOT columns	552
Fast CLP Pesticides	506
Fast Screening of FAME Isomers in Butter	575
Fast Separation of Silanes	633
Fast VOC Analysis	545
Fentanyl	645
Flavor Mixture	563
Formaldehyde Underivatized	613
Formaldehyde, 50 ppb	550
Formaldehyde-DNPH Derivative	613
Fragrance Allergens	563
Fragrance Reference Standard	558, 559
Free Organic Acids/C ₄ -C ₅ Isomers	608
Free Phenols	528
Free Steroids	648

G

Gasoline Unleaded ASTM D5769	599
Glycols I	619
Glycols II	620
Glycols III	620
Glycols/Diols	622

H			
Hallucinogens	646	Organochlorine Pesticides, EPA Method 8081B.....	508
Halocarbons	631	Organophosphorous Pesticides in Apple Matrix.....	531
Halogenated Hydrocarbons I	603	Organophosphorus Pesticide Residues	
Halogenated Hydrocarbons II	622	in Olive Oil Extract.....	562
Halothane	632	Organotin Compounds I.....	537
Herbicides I	526	Organotin Compounds II.....	537
Herbicides II	526	Over-the-Counter Pain Killers – TMS Derivatives ..	647
High Resolution Phenol Analysis by GC/MS.....	542	Oxygenates in Gasoline ASTM D5599 (GC-OFID) ..	595
High Resolution Separation of Xylene Isomers	632		
High Speed VOC, EPA Method 8260	515		
		P	
I		PAHs	540
Impurities in Ethylbenzene	616	PBDEs.....	516
Impurities in Ethylene.....	584	PBDEs by ECD.....	502
Impurities in Mixed Xylenes	632	PCBs by EPA Method 8082.....	534
Impurities in Propylene	585	PFBHA Derivative	614
Impurities in Styrene.....	616	PONA Mix as Specified by	
Impurities in p-Xylene – ASTM D3798	594	AFNOR Method #2.....	596
Inorganic Gases	605	Peppermint Oil.....	565
Inorganic Hydride Gases.....	633	Perfume.....	560
		Permanent Gases	582
L		Permanent Gases on a Thick Film	
Lavender Oil Characterization.....	556	Molsieve Column.....	552
Lemon Oil	564	Pesticides and Fire Retardants (US EPA 527)	519
		Pesticides in Sunflower Oil	575
M		Pesticides, EPA 508.1	511
Marijuana ($\Delta 9$ -THC) and Major Metabolites – TMS		Phenols	541
Derivatives.....	649	Phenols According to EPA Method 8040.....	543
Menthol.....	560	Phenols I.....	604
Mercaptans	592	Phenols II.....	630
		Phenols III.....	630
N		Phenoxy Acid Herbicides – Methyl Derivatives,	
N_2O I	551	EPA 8151A.....	512
N_2O II.....	551	Polybrominated Diphenyl Ethers (PBDEs).....	505
N_2O III.....	551	Polyethylene	599
Narcotics	637	Polyethyleneamines.....	609
Narcotics and Adulterants	647	Polymer Additives.....	633
Natural Gas	583	Primary Amines.....	609
Nitrogen Containing Herbicides		Propylene.....	585
(EPA Method 507)	527	Pyrethrins	536
Nitrogen-based Solvents I.....	626	Pyrolysates of Polystyrene.....	617
Nitrogen-based Solvents II.....	627		
Nitrogen/Phosphorus Containing		R	
Pesticides, EPA Method 507	525	Reference Gas Oil.....	598
Noble Gases	582	Refinery Gas.....	590
n-Paraffin Standard	578	Refinery Gas I.....	577
		Regular Unleaded Gasoline	
O		(California Phase 1) – "Normal" GC Run I.....	598
Organic Acids	570, 607	Regular Unleaded Gasoline	
Organochlorine Pesticides.....	521, 525	(California Phase 1) – "Normal" GC Run II.....	598
Organochlorine Pesticides I		Residual Solvents, DMI Diluent.....	639
EPA Method 8081A.....	529	Residual Solvents, USP 467	650
Organochlorine Pesticides II		Rosemary Oil.....	567
EPA Method 8081A.....	530		
Organochlorine Pesticides III.....	522	S	
Organochlorine Pesticides IV	523	Sedative Hypnotics.....	646
Organochlorine Pesticides		Selected Oxygenates	582
to EPA 625 via GC/MS.....	529	Semivolatile Compounds, US EPA Method 8270.....	538
Organochlorine Pesticides, DB-5/DB-1701P.....	524	Separation of TMS-derivatized Sugars	
		using VF-1ms.....	569
		Separation of cis-trans FAME Isomers	571
		Simulated Distillation.....	597
		Solvents	625
		Solvents I.....	623
		Solvents II.....	624
		Solvents III.....	624
		Solvents IV	625
		Spearmint Oil.....	555
		Spearmint Oil (Western)	565
		Strawberry Syrup	569
		Substituted Anilines.....	629
		Sulfur Compounds in Naphtha.....	593
		Sulfur Compounds in Natural Gas –	
		Synthetic Mixture	592
		Sulfur Compounds in Propylene (1 ppm).....	579, 591
		Sulfur Gas Analysis in Light	
		Hydrocarbon Streams I	590
		Sulfur Gas Analysis in Light	
		Hydrocarbon Streams II	591
		Sulfur Gases.....	634
		Sulfur Impurities in Propylene.....	579
		Sulfur Standards in Toluene.....	578
		Sulfur in Air	550
		T	
		Tetrachlorodibenzo-p-furans	533
		Tocopherols	645
		Trace Active Amines, 10 ng on-column	608
		Trace Level Polycyclic Aromatic	
		Hydrocarbon (PAH) Analyses	532
		Trace Oxygenates in Light	
		Hydrocarbon Matrices.....	581
		Trace Sulfur Compounds in Methane (50 ppbv)	581
		Tricyclic Antipsychotics.....	644
		Triethylene Glycol and Impurities	621
		U	
		US EPA Method 8061 (Phthalate Esters)	539
		Underivatized Drugs of Abuse –	
		Agilent Fast Toxicology Analyzer.....	639
		Unleaded Gasoline	501, 577
		Urine Drug Screen	642
		V	
		Volatile Amines.....	608
		Y	
		Ylang Ylang Oil	566

Compound Index

A			
Acenaphthalene	540	tert-Amyl mercaptan	592
Acenaphthalene-d10	519	tert-Amyl methyl ether (TAME)	515, 546, 581, 595, 599, 600, 619
Acenaphthene	503, 532, 538, 540	n-Amyl salicylate	558-560
Acenaphthene-d10	518, 538, 542	5 α -Androstan-17 α -ol-3-one (stanolone)	648
Acenaphthylene	503, 518, 532, 538	Androsterone	648
Acephate	531, 562	5- β -Androsterone	648
Acetal (acetaldehyde diethyl acetal)	619	Aniline	538, 542, 610, 629
Acetaldehyde	550, 553, 568, 581, 600, 612, 625, 638, 649-650	Anisic alcohol	561
Acetaminophen	641, 647	Anisyl alcohol	563
Acetic acid	509, 568, 570, 607, 611	Antazoline	644
Acetone	515, 517, 548, 550, 553-554, 558-559, 568, 570, 581-582, 600, 612, 624-626, 632, 638-639, 649-650	Anthracene	503, 518, 532, 538, 540
Acetone-d6	550	Anthracene-d10	519
Acetonitrile	515, 624-627, 635, 639, 649-651	Aprobarbital	637, 641
Acetyl aldehyde	554	Arabinitol	568
Acetylcedrene	560	Arabitol	569
6-Acetylcodeine	637, 647	Arachidic acid (eicosanoic acid)	570
Acetylene	580, 584-590	Arachidic acid methyl ester	572, 573
Acetylsalicylic acid (aspirin)	647	Arachidonic acid methyl ester	572, 573
Acifluorfen	512	Argon	552, 582
Acrolein	515, 612, 626-627	Arsine	633
Acrylamide	610	Atraton	525-526
Acrylic acid	509	Atrazine	511, 518-520, 525-527, 542
Acrylonitrile	515, 517, 548, 626-627	Azinphos-ethyl	562
Air/CO	577, 583, 601	Azinphos methyl	531, 562
Alachlor	508, 511, 518, 520, 524-526, 529-530	Azobenzene	538
Aldrin	506, 508, 511, 513-514, 518, 520-525, 529-530, 542	Azulene	540
Alfentanil	645		
Allobarbitol	637, 641	B	
Allyl acrylate	628	Balan	527
Allyl alcohol	515, 581	Barbital	637
Allyl butyrate	558-559	BDE	505, 519
Allyl chloride	515, 517, 544, 548	Behenic acid methyl ester	572, 573
Allyl ether	619	Benactyzine	641
Allyl ethyl ether	619	Bentazone	512
Alpha isomethyl ionone	563	Benthiocarb	519
Alphenal	637	Benz[a]anthracene	505, 518, 532
Alprazolam	194, 636, 639-640	Benz[a]anthracene-7,12-dione	540
Ametryn	518, 525-526	Benzaldehyde	558-559, 563, 612
2-Aminoazotoluene	629	Benzaldehyde, 3 methoxy	554
2-Amino-1-butanol	606	1,2-Benzanthracene	540
2-Amino-ethanol	606	Benzene	501, 515, 517, 544-546, 548-549, 553, 576-577, 586-589, 593, 596-597, 599, 601, 604, 614-616, 623-626, 632, 635, 649-651
Aminoethylethanolamine	611	Benzene-d6	597
n-(2-Aminoethyl) piperazine	611	Benzene ethanol	558-560
2-Aminonaphthalene	629	Benzydine	538, 629
1-Amino-4-nitronaphthalene	540	Benzo[a]anthracene	503, 538
5-Amino-1-pentanol	606	Benzocaine	643
1-Amino-2-propaol	606	Benzo[b]fluoranthene	503, 505, 518, 532, 538, 542
Amitriptyline	642	Benzo[j]fluoranthene	505
Amobarbital	637, 641	Benzo[k]fluoranthene	503, 505, 518, 532, 538, 540
Amphetamine	636, 639, 642	Benzo[b]fluoroanthene	540
Amyl acetate	554, 569, 617-618	Benzo[c]fluorene	505
Amyl alcohol	554	2,3-Benzofluorene	540
n-Amyl alcohol	568	Benzo[g,h,i]perylene	503, 505, 518, 532, 538, 540
Amyl butyrate	569	Benzo[a]pyrene	503, 518, 532, 538, 540
Amyl cinnamic alcohol	561	Benzo[e]pyrene	540
Amyl cinnamyl alcohol	563	Benzoic acid	538
Amyl cinnamyl aldehyde	561	Benzonitrile	610, 626-627
n-Amyl mercaptan	592	Benzophenone	558-559
		5,6-Benzoquinoline	540
		Benzothiophene	593
		Benzphetamine	636, 641
		Benz[a]pyrene	505
		Benzyl acetate	558-560, 566, 617-618
		Benzyl alcohol	538, 558-559, 561, 563, 602, 605
		Benzylamine	609-610
		Benzyl benzoate	539, 558-561, 563, 566, 569
		Benzyl butyl phthalate	518
		Benzyl chloride	515, 544, 553
		Benzyl cinnamate	561, 563
		Benzyl ether	619
		n-Benzylmethylamine	610
		Benzyl salicylate	558, 560-561, 563, 566
		α -Bergamotene	556
		trans- α -Bergamotene	564
		α -BHC	506, 508, 511, 513-514, 518, 520-525, 529-530
		β -BHC	506, 508, 511, 513-514, 518, 520-525, 529-530
		δ -BHC	506, 508, 511, 513-514, 518, 520-525, 529-530
		γ -BHC	506, 508, 511, 513-514, 518, 520-525, 529-530
		BHEB	633
		BHT	561, 567, 633
		Bifenthrin	519
		Bioallethrin	519
		Biphenyl	540
		β -Bisabolene	559, 564, 566
		α -Bisabolol	556
		Borneol	556, 558-560, 567
		Borneol acetate	556
		Bornyl acetate	557-558
		α -Bourbonene	555
		β -Bourbonene	555, 565
		BPE (PB)	536
		Bromacil	518-519, 525-527
		Bromazepam	636, 640
		Bromoacetic acid	543
		Bromoacetone	515
		4-Bromoaniline	610, 629
		Bromobenzene	515, 517, 544-546, 548, 614-615
		2-Bromobiphenyl	529-530
		Bromochloroacetic acid	543
		Bromochloroacetonitrile	509, 547
		Bromochlorodifluoromethane	527
		Bromochloromethane	515, 517, 544-546, 548-550, 553, 622
		Bromodichloroacetic acid	543
		Bromodichloromethane	507, 509, 515, 517, 544-548, 553, 622
		2-Bromo-4,6-dinitroaniline	629
		Bromoethane (ethyl bromide)	553, 622
		Bromofluorobenzene	545
		4-Bromofluorobenzene	515, 517, 550, 548-549, 553
		Bromoform	507, 509, 515, 517, 544-548, 553, 622
		Bromofos	575
		Bromomethane	515, 517, 544-546, 548-549, 553
		1-Bromo-2-nitrobenzene	508, 529-530
		Bromopheniramine	641, 644
		4-Bromophenyl-phenylether	538
		3-Bromopyridine	610
		Bromotrifluoromethane	527
		Buclizine	644
		Bufotenine	646
		Butabarbital	637, 641
		Butacaine	643
		Butachlor	518, 520, 525-526

1,2-Butadiene	586-587, 634	Butyl ethyl ether	619	Cetearyl octanoate	558-559	
1,3-Butadiene	553, 584-591, 634	Butyl heptanoate	618	Chloral hydrate	509, 547	
Butalbitol	637	1-Butyl mercaptan	592	Chloramben	512	
Butanal	611	n-Butyl mercaptan	592	Chlorcyclizine	641, 644	
1,3-Butandiol	619, 622	tert-Butyl mercaptan	581, 592	α -Chlordane	506, 508, 511, 513-514, 518, 520-524, 529-530	
1,4-Butandiol	619	sec-Butyl methacrylate	628	γ -Chlordane	506, 508, 511, 513-514, 518, 520-524, 529-530	
2,3-Butandiol	619	Butyl methyl ether	619	Chlordiazepoxide	636	
Butane	599, 601	tert-Butyl methyl ether (MTBE)	553	Chloroacetic acid	543	
iso-Butane	583, 590-591	Butyl propionate	618, 627-628	Chloroacetone	515, 517, 548	
n-Butane	577, 580, 583-590, 596, 634	4-tert-Butyltoluene	614-615	2-Chloroaniline	610, 629	
n-Butane/cis-2-butene	591	Butyl valerate	618	3-Chloroaniline	610, 629	
1,3-Butanediol	620	2-Butyne (dimethylacetylene)	586-587	4-Chloroaniline	538, 610, 629	
1,4-Butanediol	620	1-Butyne (ethylacetylene)	586-587	Chlorobenzene	515, 517, 544-546, 548-549, 553, 604, 614-615, 623, 625, 651	
2,3-Butanediol	620	2-sec-Butyl-4,6-dinitrophenol (dionseb)	542, 543	Chlorobenzene-d5	550, 553, 549	
2,3-Butanedione (VDK)	554	Butyraldehyde	600, 612	Chlorobenzilate	508, 511, 518, 520-521, 524, 529-530	
2,3-Butanedione (diacetyl)	558-559	Butyric acid	570, 607-608, 611	4-Chlorobenzonitrile	610	
1-Butanethiol	578-579, 581, 591	iso-Butyric acid	611	2-Chlorobiphenyl	518	
Butanol	626-628	n-Butyric acid	509	1-Chlorobutane	515, 517, 548, 603, 622, 649-650	
1-Butanol	515, 554, 595, 600, 602, 605-606, 625, 649-650	Butyric acid methyl ester	572, 573	2-Chlorobutane	649-650	
2-Butanol	554, 635, 639	C			Chlorodibromoacetic acid	543
iso-Butanol	606	Cadinene	564	1-Chloro-1,1-difluoroethane	527	
n-Butanol	568, 624, 650	δ -Cadinene	557-559, 566	Chlorodifluoromethane	527	
sec-Butanol	568, 595, 602, 605, 624, 650	γ -Cadinene	556-557	2-Chloro-4,6-dinitroaniline	629	
tert-Butanol	595, 602, 605, 624, 650	Caffeine	636, 640-641, 647	Chloroethane	515, 517, 527, 544-546, 548-549, 553	
2-Butanone (MEK)	515, 517, 548, 550, 553, 600, 612, 626, 639	Camphene	556, 558-559, 560, 564, 567	2-Chloroethanol	515, 631	
2-Butanthiol	581	Camphor	556, 558-559, 597	bis(2-Chloroethoxy) methane	538	
Butene	617	Capric acid methyl ester	561, 572, 573	bis(2-Chloroethyl) ether	538	
Butene-1	584, 586-587	Caproic acid methyl ester	561, 572, 573, 607	2-Chloroethyl vinyl ether	544	
1-Butene	584-585, 588-591, 617, 634	Caprylic acid methyl ester	561, 572, 573	1-Chloro-3-fluorobenzene	517, 544, 548	
cis-2-Butene	584-590	Captafol	508, 529-530	Chloroform	507, 509, 515, 517, 544-549, 553, 603, 622, 624, 635, 649-650	
trans-2-Butene	584-591	Captan	524, 529-530	1-Chlorohexane	515, 603, 622	
1-Butene/methyl acetylene	590	d-Carane	557	1-Chloro isooctane	623	
3-Buten-1-ol	602, 605	Carbamazepine	640, 643	3-Chloro isooctane	623	
2-Buten-1-ol (crotyl alcohol)	602, 605	Carbazole	538, 540	4-Chloro isooctane	623	
Butethal	637	Carbepoxide 10/11	644	bis(2-Chloroisopropyl) ether	538, 544	
Butylpentytin	537	Carbinoxamine	644	Chloromethane	515, 517, 527, 544-546, 548-549, 553	
2-Butoxyethanol	602, 605	Carbon dioxide	549, 552, 577, 583, 601, 605	4-Chloro-2-methylaniline	629	
bis(2-n-Butoxyethyl) phthalate	539	CO/air	552, 601	4-Chloromethyl 2,2'-dimethyl pentane	623	
Butyl acetate	617-618, 627-628	Carbon disulfide	517, 546, 548, 550, 553, 578, 579, 591	2-Chloro-5-methylphenol	541	
n-Butyl acetate	625	Carbon monoxide	582	4-Chloro-2-methylphenol	541	
sec-Butyl acetate	617-618	Carbon tetrachloride	507, 509, 515, 517, 544-549, 553, 603, 622, 635, 649-651	4-Chloro-3-methylphenol	528, 538, 541-543, 604	
n-Butylbenzene	517, 544, 546, 548, 576, 593, 597, 604, 632	Carbonyl sulfide (COS)	550, 577-579, 581, 591, 605, 634	2-Chloronaphthalene	538	
tert-Butyl acetate	617-618	Carbophenothion	524, 562	Chloroneb	508, 511, 518, 520-521, 524, 529-530	
Butyl acrylate	627-628	Carboxin	518, 525-526	2-Chloro-4-nitroaniline	629	
n-Butyl acrylate	628	tau-Cardinol	556	4-Chloro-2-nitroaniline	629	
n-Butyl alcohol	581, 625	3-Carene	556	1-Chloro-4-nitrobenzene	614-615	
s-Butyl alcohol	581	Carfentanyl	645	4-Chloro-3-nitrobenzotrifluoride	529-530	
sec-Butyl alcohol	624-625, 649-650	Carvacrol	560	Chloropentafluoroethane	527	
tert-Butyl alcohol	515, 581, 625, 649-650	cis-Carveol	563, 565	2-Chlorophenol	502, 528, 538, 541-543, 604, 630	
Butyl aldehyde	554, 581	trans-Carveol	555, 563, 565	3-Chlorophenol	502	
Butylate	518, 525	Carvone	565	4-Chlorophenol	502, 541	
Butylbenzene	515, 577, 608, 614-615	l-Carvone	555	4-Chlorophenyl-phenyl ether	538	
s-Butylbenzene	576, 593	Carvone phenylethyl acetate	558	Chloropicrin	509, 547	
sec-Butylbenzene	515, 517, 544-546, 548, 577, 593, 604, 614-615	cis-Caryyl acetate	555, 565	Chloroprene	544	
tert-Butylbenzene	515, 517, 544-546, 548, 576, 593, 601, 604, 614-615	Caryophyllene	556	2-Chloropropane	544	
Butyl benzyl phthalate	538, 539	α -Caryophyllene	566	2-Chloropropene	594	
Butyl caproate	618	β -Caryophyllene	555, 557-559, 564-566	3-Chloropropene (allyl chloride)	553, 603, 622	
Butyl cellosolve	625	Caryophyllene oxide	556	3-Chloropropionitrile	515	
Butyl cellosolve acetate	625	Celestolide	558	Chloropropylate	508, 529-530	
Butylene	601	Cellosolve acetate	625			
Butyl ether	619	Cetearyl decanoate	558-559			

Chloropyrifos.....	575	Cyclizine.....	644	Diacetylmorphone (heroin).....	194, 637, 639-641, 647
4-Chlorostyrene.....	614-615	Cycloate.....	518, 525	Di-allate A.....	529-530
2-Chloro-1,1,1,2-tetrafluoroethane.....	527	Cyclohexane.....	553, 576-577, 588-589, 593, 623-624, 626, 635, 639, 650-651	Di-allate B.....	529-530
Chlorothalonil.....	508, 511, 518, 520-521, 529-530, 542	Cyclohexanol.....	602, 605-606	2,4-Diaminoanisole.....	629
2-Chlorotoluene.....	515, 517, 544-546, 548, 604, 614-615	Cyclohexanone.....	612	2,4-Diaminotoluene.....	629
3-Chlorotoluene.....	546, 604, 614-615	2-Cyclohexyl-4,6-dinitrophenol.....	541	3,4-Diaminotoluene.....	610
4-Chlorotoluene.....	515, 517, 544, 546, 548, 604, 614-615, 623	Cyclohexyl methacrylate.....	628	Diamyl phthalate.....	539
Chlorotrifluoromethane.....	527	Cyclopenta[c,d]pyrene.....	505	Diazepam.....	636, 639-642
Chlorpheniramine.....	641, 644	Cyclopentane.....	588-589, 596, 601	Diazinon.....	518, 525, 531, 562
Chlorpropham.....	518, 525	Cyclopentanol.....	602, 605	Dibenz[a,h]anthracene.....	503, 505, 518, 532, 538
Chlorprothixene.....	644	Cyclopentanone.....	612	1,2,3,4-Dibenzanthracene.....	540
Chlorpyrifos.....	524, 526, 531, 562	Cyclopentene.....	588-589	1,2,5,6-Dibenzanthracene.....	540
4-Chlortestosterone-17-acetate (clostebol).....	648	1-Cyclopentene.....	596	Dibenzo[a,e]pyrene.....	505
5- α -Cholestane.....	648	Cyclopentylbarbital.....	637	Dibenzo[a,h]pyrene.....	505
Cholesterol.....	648	Cyclopropane.....	584-587	Dibenzo[a,l]pyrene.....	505
Chrysene.....	503, 505, 518, 532, 538, 540	Cyheptamide.....	642	Dibenzofuran.....	538, 540
Chrysene-d12.....	518-519, 538, 542	o-Cymene.....	556	Dibenzo-p-dioxin.....	540
1,8-Cineol.....	555, 558-559, 565	p-Cymene.....	558, 559, 567	Dibenzothiophene.....	540
Cineole.....	560	r-Cymene.....	555, 564-565	Dibenzyl ether.....	558-559
Cinerin I.....	536			Dibenzyl phthalate.....	539
Cinerin II.....	536	D		Diborane.....	633
Cinnamaldehyde.....	561, 563	2,4-D.....	512	Dibromoacetic acid.....	543
trans-Cinnamaldehyde.....	560	Dalapon.....	512, 543	Dibromoacetone.....	509, 547
Cinnamic alcohol.....	563	2,4-DB.....	512	1,2-Dibromobenzene.....	549
Cinnamyl acetate.....	563, 566	4,4'-DDD.....	506, 508, 511, 513, 514, 520-521, 525, 529	4,4'-Dibromobiphenyl.....	511
trans-Cinnamyl acetate.....	566	o,p'-DDD.....	524, 575	Dibromochloromethane.....	507, 509, 515, 517, 544-548, 553
Cinnamyl alcohol.....	561	p,p'-DDD.....	518, 521-524, 529-530, 575	1,2-Dibromo-3-chloropropane (DBCP).....	507-509, 515, 517, 529-530, 544-548, 603, 622
Cinnamyl cinnamate.....	558-559	4,4'-DDE.....	506, 508, 511, 513, 514, 520-521, 525, 529	1,2-Dibromoethane (EDB).....	507, 509, 515, 517, 544, 546-549, 553, 603, 622
Cinnamyl phenyl acetate.....	558-559	p,p'-DDE.....	518, 521-524, 529-530, 575	Dibromofluoromethane.....	515
Cinnanzine.....	644	o,p'-DDE.....	524, 575	Dibromomethane.....	515, 517, 544-546, 548, 622
Citral.....	563	4,4'-DDT.....	506, 508, 511, 513, 514, 520-521, 525, 528, 529, 542	1,2-Dibromomethane.....	545
Citronellal.....	558, 564	o,p'-DDT.....	524	α , α -Dibromo-m-xylene.....	529-530
Citronellic acid.....	509	p,p'-DDT.....	518, 521-524, 529-530, 575	2,6-Dibromo-4-nitroaniline.....	629
Citronellol.....	557-561, 563, 569	Decabromobiphenyl ether (decaBDE).....	502	4,4'-Dibromooctafluorobiphenyl.....	512
Citronellyl acetate.....	558-559	Decachlorobiphenyl.....	506, 508, 513-514, 520-524, 534	2,4-Dibromophenol.....	541
Citronellyl formate.....	557-558	Decanal.....	564, 611	1,2-Dibromopropane.....	547
Citronellyl propionate.....	558	1,10-Decandiol.....	619	2,3-Dibromopropionic acid.....	543
Citronellyl tiglate.....	558-559	Decane.....	249, 251-252, 503, 576, 593, 599, 623	1,2-Dibromo-1,1,2,2-tetrafluoroethane.....	527
cis-Citronellyl tiglate.....	563	n-Decane.....	249, 260, 532, 577, 596-597	Dibucaine.....	643
trans-Citronellyl tiglate.....	563	1,10-Decanediol.....	619, 620, 622	Dibutyl chlorendate.....	529-530
Clemizole.....	644	Decanoic acid.....	570, 611	tert-Dibutyl disulfide.....	592
Clobazam.....	640	Decanol.....	567	Dibutyl ether.....	627-628
Clonazam.....	636	1-Decanol.....	602, 605	Dibutylpentyltin.....	537
Clonazepam.....	194, 636, 639-640	n-Decylamine.....	609-610	Dicamba.....	512
Cocaine.....	639-642, 647	DEF.....	518	Dichlobenil.....	526
Codeine.....	637, 639, 641-642, 647	1-Dehydro-17-a-methyltestosterone (methandrostenolone).....	648	Dichlone.....	508
Commamyl acetate.....	560	Dehydroisoandrosterone (prasterone).....	648	Dichloroacetic acid.....	543
α -Copaene.....	555, 558-559, 566	1-Dehydrotestosterone acetate.....	648	Dichloroacetone.....	509, 547
Coprostane (5- β -cholestane).....	648	1-Dehydrotestosterone benzoate.....	648	3,4-Dichloroaniline.....	610, 629
Cotinine.....	642	1-Dehydrotestosterone (boldenone).....	648	1,2-Dichlorobenzene.....	515, 517, 538, 544-546, 548-549, 553, 604, 614-615, 623
Coumarin.....	560-561, 563	1-Dehydrotestosterone undecylenate.....	648	1,3-Dichlorobenzene.....	256, 258, 515, 517, 538, 544-546, 548-549, 553, 604, 614-615, 623
2-Cresol.....	630	Delorazepam.....	640	1,4-Dichlorobenzene.....	256, 258, 515, 517, 538, 544-546, 548-549, 553, 604, 614-615, 623
3-Cresol.....	630	Demoxepam.....	636, 640	1,4-Dichlorobenzene-d4.....	515, 538, 542
4-Cresol.....	630	n-Des.....	644	3,3'-Dichlorobenzidine.....	538, 542, 629
m-Cresol.....	542-543, 630	Desalkyl aurazepam.....	636	3,5-Dichlorobenzoic acid.....	512
o-Cresol.....	542-543, 630	Desipramine.....	640	2,3-Dichlorobiphenyl.....	518
p-Cresol.....	542-543, 630	Desmethyldiazepam.....	640		
Crotonaldehyde.....	515, 612	n-Desmethyl methsuximide.....	643		
Cumene.....	576, 593, 616, 623, 632	Dextromethorphan.....	637		
Cumic aldehyde.....	556	Diacetone alcohol.....	625		
Cyanazine.....	511, 518, 520, 526	Diacetyl.....	568		
2-Cyanopyridine.....	610				
3-Cyanopyridine.....	610				

p,p'-Dichlorobiphenyl.....	524	Diethylbenzene isomer.....	593	Dimethyl phthalate.....	518, 538, 539
cis-Dichlorobutene.....	515	Diethyl disulfide.....	578	Dimethyl sulfide.....	550, 578-579, 581, 591-592, 626
cis-1,4-Dichlorobutene.....	544	Diethylene glycol.....	620-621	Dimethyl sulfoxide (DMSO).....	626-627, 639, 649-650
trans-Dichlorobutene.....	515	Diethylene glycol monobutyl ether.....	619, 620	Dimethyl tetrachloroterephthalate	
trans-1,4-Dichloro-2-butene.....	517, 548, 603, 622	Diethylene glycol monoethyl ether.....	619, 620	(DCPA).....	508, 511-512, 518, 520-521, 524, 526, 529-530
Dichlorodifluoromethane.....	515, 517, 527, 544, 546, 548, 549, 553	Diethylenetriamine.....	611	Dimethyltryptamine.....	646
Dichlorodimethyl silane.....	633	Diethyl ether.....	517, 548, 581, 600, 626, 632, 635, 649-650	Di-n-butyl phthalate.....	518, 538, 539
Dichloroethane-d4.....	515	1,2-Diethyl-4-ethylbenzene.....	596	2,4-Dinitroaniline.....	629
1,1-Dichloroethane.....	515, 517, 544-549, 553, 603, 622	1,3-Diethyl-5-ethylbenzene.....	596	2,2'-Dinitrobiphenyl.....	540
1,2-Dichloroethane.....	515, 517, 544, 546-549, 553, 603, 622, 635, 651	Diethyl formamide (DEF).....	518	2,7-Dinitrofluorene.....	540
cis-1,2-Dichloroethane.....	651	Diethyl phthalate.....	518, 538-539, 560	4,6,-Dinitro-2-methyl phenol.....	538, 542
trans-1,2-Dichloroethane.....	651	Diethyl sulfide.....	578, 581	1,3-Dinitronaphthalene.....	540
1,1-Dichloroethene.....	515, 517, 544-546, 548-549, 553, 603, 622, 651	Diethyltryptamine.....	646	1,5-Dinitronaphthalene.....	540
cis-1,2-Dichloroethene.....	515, 517, 544, 546, 548-549, 553	1,4-Difluorobenzene.....	550, 517, 548-549, 553	2,4-Dinitrophenol.....	528, 538, 541-543, 604, 630
trans-1,2-Dichloroethene.....	515, 517, 544-546, 548, 553, 622	1,1-Difluoroethane.....	527	2,5-Dinitrophenol.....	541
1,1-Dichloroethylene.....	547, 635	Difolatan.....	526	2,4-Dinitrotoluene.....	518, 538, 542
cis-1,2-Dichloroethylene.....	635	Diglyme.....	619, 620	2,6-Dinitrotoluene.....	518, 538
trans-1,2-Dichloroethylene.....	635	Dihexyl phthalate.....	539	Di-n-octyl phthalate.....	538, 539
1,1-Dichloro-1-fluoroethane.....	527	9,10-Dihydroanthracene.....	540	Dinonyl phthalate.....	539
Dichlorofluoromethane.....	527, 545	trans-Dihydro carveol acetate.....	555	Dinoseb.....	512, 541
Dichloromethane.....	527, 546, 626, 633, 635, 651	Dihydro carveone.....	555, 565	1,3-Dioxalane.....	619
Dichloromethyl silane.....	633	trans-Dihydro carvyl.....	565	1,4-Dioxane.....	515, 553, 576, 593, 619, 624-626, 635, 650-651
2,6-Dichloro-4-nitroaniline.....	629	Dihydrocodeine.....	637	Diphenamid.....	518, 525-526
2,3-Dichlorophenol.....	502, 541	Dihydropentaborane.....	633	Diphenhydramine.....	644
2,4-Dichlorophenol.....	502, 528, 538, 541-543, 604, 630	Diisobutyl phthalate.....	539	Diphenylaniline.....	610
2,5-Dichlorophenol.....	502, 541	Diisopropylamine.....	610	9,10-Diphenylanthracene.....	540
2,6-Dichlorophenol.....	502, 541-543	1,3-Diisopropylbenzene.....	604, 614-615	Diphenyl isophthalate.....	539
3,4-Dichlorophenol.....	502, 541	1,4-Diisopropylbenzene.....	604, 614-615	Diphenyl oxide.....	558-559
3,5-Dichlorophenol.....	502, 541	Diisopropyl ether (DIPE).....	515, 581, 595, 600	Diphenyl phthalate.....	539
Dichloroprop.....	512	Dimenhydrinate.....	641, 644	Diphenyl pyraline.....	644
1,1-Dichloropropane.....	622	Dimethoate.....	519, 531, 562	Diphenyl sulfide.....	578
1,2-Dichloropropane.....	515, 517, 544-546, 548-549, 553, 603, 622	3,3'-Dimethoxybenzidine.....	629	Dipropylene glycol.....	619-620
1,3-Dichloropropane.....	515, 517, 544, 546, 548, 622	1,2-Dimethoxyethane.....	595, 639	Dipropyl ether.....	600
2,2-Dichloropropane.....	515, 517, 544-546, 548, 622	Dimethoxyethane (DME).....	595	Disulfoton.....	518, 525
1,3-Dichloro-2-propanol.....	515	n,n-Dimethylacetamide.....	625, 639	Diuron.....	526
1,1-Dichloro-2-propanone.....	509, 517, 547-548	Dimethylamine.....	608	cis-13,16-Docosadienoic acid methyl ester.....	572, 573
1,1-Dichloropropene.....	515, 517, 544, 548	Dimethylamphetamine.....	636	cis-4,7,10,13,16,19-Docosahexaenoic	
1,1-Dichloro-1-propene.....	546	2,4-Dimethylaniline.....	610	acid methyl ester.....	572, 573
cis-1,2-Dichloropropene.....	603	2,6-Dimethylaniline.....	610, 629	Docusane.....	503
cis-1,3-Dichloropropene.....	515, 517, 544-546, 548-549, 553, 622	7,12-Dimethylbenz[a]anthracene.....	540	Dodecahydrotriphenylene.....	540
trans-1,2-Dichloropropene.....	603	1,2-Dimethylbenzene.....	560	γ-Dodecalactone.....	558-559
trans-1,3-Dichloropropene.....	515, 517, 544-546, 548-549, 553, 622	n,n-Dimethylbenzylamine.....	610	Dodecane.....	249, 251-252, 503, 576-577, 593, 623
Dichlorotetrafluoroethane.....	553	2,2-Dimethylbutane.....	588-589, 596, 599	n-Dodecane.....	249, 260, 582, 596-597
1,2-Dichloro-1,1,2,2-tetrafluoroethane.....	527, 549	2,3-Dimethylbutane.....	588-589, 596, 599	Dodecanoic acid.....	570
2,2-Dichloro-1,1,1-trifluoroethane.....	527	Dimethyl disulfide.....	578	Dodecanol.....	558-559
Dichlorvos.....	518, 525	Dimethyl ether (DME).....	581, 601	Dodecenal.....	564
Dicyclohexylamine.....	609-610	Dimethylformamide (DMF).....	624, 626-627, 650	n-Dotriacontane.....	597
Dicyclohexyl phthalate.....	539	n,n-Dimethylformamide.....	625-626, 639	Doxylamine.....	641, 644
Dieldrin.....	506, 508, 511, 513-514, 518, 520-525, 529-530, 575	2,6-Dimethylhept-5-enal (melonal).....	558, 559	Droperidol.....	646
Diethanolamine (DEA).....	606, 607	2,2-Dimethylhexane.....	517, 548, 599	Dursban (chlorpyrifos).....	518, 519
Diethylamine.....	610	1,3-Dimethyl-2-imidazolidinone (DMI).....	639		
n,n-Diethylaniline.....	610	2,6-Dimethylnaphthalene.....	540		
2,6-Diethylaniline.....	610	1,2-Dimethyl-2-nitrobenzene.....	519		
Diethylbenzene.....	593	1,3-Dimethyl-2-nitrobenzene.....	518, 542		
1,2-Diethylbenzene.....	576, 597	2,2-Dimethylpentane.....	596, 599		
1,3-Diethylbenzene.....	576, 596	2,3-Dimethylpentane.....	588-589, 596, 599		
1,4-Diethylbenzene.....	597	2,4-Dimethylpentane.....	588-589, 596, 599		
		Dimethylpentyltin.....	537		
		3,6-Dimethylphenanthrene.....	540		
		2,3-Dimethylphenol.....	541		
		2,4-Dimethylphenol.....	528, 538, 541-543, 604		
		2,5-Dimethylphenol.....	541		
		2,6-Dimethylphenol.....	541		
		3,4-Dimethylphenol.....	541		

E

cis-11,14-Eicosadienoic acid methyl ester.....	572, 573
Eicosane.....	503, 558
n-Eicosane.....	597
cis-5,8,11,14,17-Eicosapentaenoic	
acid methyl ester.....	572, 573
cis-11,14,17-Eicosatrienoic	
acid methyl ester.....	572, 573
cis-8,11,14-Eicosatrienoic acid methyl ester.....	572, 573
cis-11-Eicosenoic acid methyl ester.....	572, 573
Elaidic acid methyl ester.....	572, 573

Endosulfan I.....	506, 508, 511, 513-514, 518, 520-525, 529-530	Ethyl cellosolve.....	625	Farnesyl acetate.....	566
Endosulfan II.....	506, 508, 511, 513-514, 518, 520-525, 529-530	Ethyl decanoate.....	558-559	Fenamiphos.....	518-519, 525
α -Endosulfan.....	575	Ethyl dodecanoate.....	558-559	Fenarimol.....	518, 525
β -Endosulfan.....	575	Ethylene.....	577, 580, 584-585, 588-590, 601, 634	Fenchone.....	563
Endosulfan sulfate.....	506, 508, 511, 513-514, 518, 520-525, 529-530, 575	Ethylene/acetylene.....	591	Fenchyl acetate.....	558
Endrin.....	506, 508, 511, 513-514, 518, 520-525, 529-530, 542	Ethylenediamine.....	611	Fenitrothion.....	562, 575
Endrin aldehyde.....	506, 508, 511, 513-514, 518, 520-525, 528-530	Ethylene.....	595	Fentanyl.....	640, 645-646
Endrin ketone.....	506, 508, 513-514, 518, 521-524, 529-530	Ethylene glycol.....	602, 605, 619-622, 649-650	Fenthion.....	562
Ephedrine.....	636	Ethylene glycol monoacetate.....	607	Fenvalerate.....	519
Epiandrosterone (trans-androsterone).....	648	Ethylene glycol monobutyl ether.....	619-620	Florazone.....	558-559
Epichlorohydrin.....	515, 619	Ethylene glycol monoethyl ether.....	619-620	Flunitrazepam.....	194, 636, 639-640
EPTC.....	518, 525-526	Ethylene glycol monoformate.....	607	Fluoranthene.....	503, 532, 538, 540
Eptam.....	527	Ethylene glycol monomethyl ether.....	619-620	Fluorene.....	503, 518, 532, 538, 540, 542
Erucic acid methyl ester.....	572, 573	Ethylene glycol phenyl ether.....	622	Fluorobenzene.....	515, 517, 544, 545, 548, 614-615
Erythritol.....	569	Ethylene oxide.....	594, 605, 607, 631	2-Fluorobiphenyl.....	538
Esfenvalerate.....	519	Ethyl ether.....	515, 619, 624-625, 650	2-Fluorophenol.....	538
Estazolam.....	636	Ethyl formate.....	568, 607, 617-618, 624-625, 649-650	Flurazepam.....	640, 642
17- α -Estradiol.....	648	Ethyl heptanoate.....	558-559	Fluridone.....	518, 525-526
β -Estradiol.....	648	Ethyl hexadecanoate.....	558-559	Fonofos.....	526
Estriol.....	648	Ethyl hexanoate.....	558-559	Formaldehyde.....	550, 553, 613
Estrone.....	648	2-Ethyl hexanoic acid.....	509	Formaldehyde-DNPH.....	613
Ethane.....	580, 583-585, 588-591, 596, 601, 634	2-Ethyl-1-hexanol.....	602, 605	Formaldehyde-PFBHA.....	614
Ethane/ethylene.....	580	Ethyl isovalerate.....	558-559	Formic acid.....	509, 570, 607
Ethanethiol.....	578	Ethyl mercaptan.....	579, 581, 591-592	Frambinone (raspberry ketone).....	558-559
Ethanol.....	515, 554, 568, 581, 595-596, 600, 602, 605, 623-628, 635, 638-639, 649-650	Ethyl methacrylate.....	515, 517, 548, 628	Fucitol.....	568
Ethanolamine.....	608	Ethyl methyl sulfide.....	578	Furan.....	619
Ethchlorvynol.....	646	Ethyl morphine.....	637	Furfural.....	558-559, 612
Ethinamate.....	646	Ethyl nonanoate.....	558-559	Furfuryl alcohol.....	602, 605
Ethoprop.....	518, 525-526	Ethyl octadecanoate.....	558-559		
Ethosuximide.....	643	Ethyl octanoate.....	558-559	G	
Ethotoin.....	644	Ethyl parathion.....	575	Galactitol.....	568-569
2-Ethoxyethanol.....	602, 605, 607, 635, 639	Ethyl pentadecanoate.....	559	Geranial.....	558-559, 564
bis(2-Ethoxyethyl) phthalate.....	539	Ethyl pentadecanoate nonadecane.....	558	Geranial acetate.....	566
2-Ethoxyethyl acetate.....	607, 617-618	Ethyl pentanoate.....	558-559	Geraniol.....	558-559, 560, 561, 563, 566, 569
2-Ethyl-1-hexanol.....	567	α -Ethylphenethyl alcohol.....	602, 605	cis-Geraniol.....	556
bis(2-Ethylhexyl) adipate.....	518	β -Ethylphenethyl alcohol.....	602, 605	trans-Geraniol.....	563
bis(2-Ethylhexyl) phthalate.....	518, 538-539	2-Ethylphenol.....	630	Geranyl acetate.....	556, 558-559, 564, 566
Ethyl acetate.....	515, 553-554, 558-559, 568-569, 617-618, 624-628, 635, 639, 649-650	4-Ethylphenol.....	630	Geranyl butyrate.....	559
Ethyl acetylene.....	634	Ethyl-3-phenyl oxiran carboxylate.....	569	Geranyl formate.....	558-559
Ethyl acrylate.....	617-618, 626-628	Ethyl propanoate.....	554	Geranyl-2-methyl valerate.....	558
Ethyl alcohol.....	607	Ethyl propionate.....	558-559, 617-618, 627-628	Geranyl tiglate.....	558-559
2-(Ethylamino)-ethanol.....	606	Ethyl tetradecanoate.....	558-559	Germacrene-d.....	555, 556, 565, 566
Ethyl and dimethyl thiophenes.....	593	4-Ethyltoluene.....	553	Gesatamine (atraton).....	518
Ethylbenzene.....	501, 515, 517, 544-546, 548-549, 553, 576-577, 588-589, 593-594, 596-597, 599, 601, 604, 614-616, 623, 625, 632, 639, 649-651	m-Ethyltoluene.....	576, 593	Glucitol.....	568
Ethylbenzene-d10.....	597	p-Ethyltoluene.....	576, 593	Glucuronic acid.....	569
Ethyl benzoate.....	569, 617-618	Ethyl undecanoate.....	558-559	Glucuronic acid-1,5-lactone.....	569
Ethyl butanoate.....	554	Ethyl valerate.....	618	Glutethimide.....	640, 646
2-Ethyl-1-butanol.....	606	Ethyl vinyl ether.....	619	Glycidol.....	602, 605
Ethyl t-butyl ether (ETBE).....	515, 546, 581, 595, 600, 625,	Etridiazole.....	508, 511, 520-521, 524	Glyme.....	620
Ethyl butyrate.....	558-559, 569, 618	Eucalyptol.....	556-557	Glyme (propylene glycol dimethyl ether).....	619, 620
Ethyl caprate.....	554	Eugenol.....	561, 563	GOAL.....	527
Ethyl caproate.....	618	iso-Eugenol.....	561	3,7-Guaiadiene.....	558
Ethyl caprylate.....	554	Evernyl.....	558	α -Gurjunene.....	566
		Eugenyl acetate.....	558-559		
		Eugenyl methyl ether.....	559		
				H	
		F		Halazepam.....	636, 640
		Farnesene.....	566	Haloperidol.....	646
		β -Farnesene.....	556	Halothane.....	632
		t- β -Farnesene.....	557	Helium.....	552
		trans- β -Farnesene.....	555, 565	Heneicosane.....	558
		Farnesol.....	563	Heneicosanoic acid methyl ester.....	572, 573
		Farnesol 1.....	563	1,7-Hepatanediol.....	620
		Farnesol acetate.....	566	Heptachlor.....	506, 508, 511, 513-514, 518, 520-525, 529-530
		Farnesol isomer.....	561		

Heptachlor epoxide	506, 508, 511, 513-514, 518, 520-525, 529-530, 542	Hexobarbital	637, 641	Isophorone	518, 538, 542
2,2',3,3',4,4',6-Heptachlorobiphenyl	518	Hexyl acetate	558-559	Isoprene	586-589
Heptadec-1-ene	558	Hexyl butyrate	556	Isopropanol	554, 581, 602, 605, 624-625, 638, 650
Heptadecane	536	Hexyl cinnamaldehyde	563	Isopropyl acetate	617-618, 624, 639
n-Heptadecane	597	Hexyl cinnamic aldehyde	561	Isopropyl acrylate	627-628
Heptadecanoic acid methyl ester	572, 573	Hexylene glycol	558-559	Isopropyl alcohol	515, 553, 624-625, 649-650
cis-10-Heptadecenoic acid methyl ester	572, 573	Hexyl 2-ethylhexyl phthalate	539	Isopropyl amine	649-650
Heptanal	554, 611-612	1-Hexyl mercaptan	592	Isopropyl benzene	515, 517, 544-546, 548, 577, 588, 589, 593, 604, 614-616
1,7-Heptandiol	619, 620	n-Hexyl mercaptan	592	Isopropyl ether	619
Heptane	576, 593, 601, 616, 623, 625, 639, 649-650	Hexyl methacrylate	628	Isopropyl mercaptan	592
n-Heptane	553, 577, 588-589, 596-597, 624, 635, 650	α -Humulene	564	Isopropyl myristate	558-559
Heptanoic acid	570, 607, 611	Hydrocarbon	616	2-Isopropylphenol	630
n-Heptanoic acid	509	Hydrocodone	639, 641	Isopropyltoluene	515
1-Heptanol	532, 602, 605-606	Hydrogen oxide	577	4-Isopropyltoluene	545-546
2-Heptanol	602, 605	Hydrogen sulfide	550, 577-579, 581, 583, 591, 592, 601, 605, 634	p-Isopropyltoluene	517, 544, 548
3-Heptanol	602, 605	Hydroxy acetate	607	Isovaleraldehyde	581, 600
2-Heptanone	612	Hydroxy citronellal	558-559, 561, 563	Isovaleric acid	570, 607
3-Heptanone	612	4-Hydroxy-4-methyl-2-pentanone	602, 605		
4-Heptanone	612	Hydroxyphenamate	641		
cis-4-Hepten-1-ol	602, 605	Hydroxypropionitrile	515		
trans-2-Hepten-1-ol	602, 605	Hydroxypropyl acrylate	628		
Hercolyn D (tetrahydro & dihydro methyl abietate)	558	Hydroxyzine	644		
Heroin	194, 637, 639-641, 647				
Hexabromobenzene (HBB)	524				
Hexabromobiphenyl	519				
Hexacosane	503				
Hexachlorobenzene	508, 518, 520, 524, 529-530, 538				
Hexachlorobezene	511, 521				
2,2',4,4',5,6'-Hexachlorobiphenyl	518				
Hexachlorobutadiene	515, 517, 538, 544-546, 548, 553, 603, 622				
Hexachloro-1,3-butadiene	549				
β -Hexacholorcyclohexane	575				
δ -Hexacholorcyclohexane	575				
γ -Hexacholorcyclohexane	575				
Hexachlorocyclopentadiene	508, 511, 518, 538, 542, 603, 622				
Hexachloroethane	515, 517, 538, 548, 603, 622				
Hexachloropentadiene	529-530				
Hexadecane	503				
n-Hexadecane	249, 597				
Hexadecanoic acid	570				
2,4-Hexadienal	557				
Hexanal	554, 611-612				
1,6-Hexandiol	619				
Hexane	517, 548, 599, 601, 623-626, 639, 649-650				
n-Hexane	553, 577, 583-585, 588-589, 596-597, 624, 635, 650				
1,6-Hexanediol	620				
Hexanoic acid	611				
Hexanol	249, 251-252, 558-559				
1-Hexanol	554, 602, 606				
2-Hexanol	602, 605				
3-Hexanol	602, 605				
2-Hexanone	517, 548, 553, 612				
3-Hexanone	612				
n-Hexatriacontane	597				
Hexazinone	518-519, 525-527				
Hexchlorocyclopentadiene	520				
cis-2-Hexen-1-ol	602, 605				
cis-3-Hexen-1-ol	602, 605				
cis-2-Hexene	588-589				
trans-2-Hexene	588-589				
Ibuprofen	641, 647				
Imipramine	642				
Indan	596-597				
Indeno[1,2,3-c,d]pyrene	503, 505, 518, 532, 538				
Inositol	568				
Iodobenzene	614-615				
Iodoform	603, 622				
Iodomethane	517, 544, 548, 603, 622				
Irgafos	633				
Irganox	633				
Isoamyl acetate	554, 569, 617-618				
Isoamyl alcohol	554, 568, 649-650				
Isoamyl butyrate	569				
Isoamyl mercaptan	592				
Isoamyl salicylate	558, 560				
Isoborneol	558-560, 567				
Isobutane	584-589, 599				
Isobutanol	515, 568, 581, 595, 602, 605, 626-628				
Iso-butene	634				
Isobutyl acetate	554, 558-559, 617-618, 624, 627-628				
Isobutyl acrylate	627-628				
Isobutyl alcohol	554				
Isobutyl aldehyde	554, 581				
Isobutylbenzene	577, 604, 614-615				
Isobutylene	584-587				
Isobutyl mercaptan	592				
Isobutyl propionate	627-628				
Isobutyraldehyde	582, 600, 612, 625				
Isobutyric acid	509, 570, 607-608				
Isocaproic acid	570, 607				
Isodrin	508, 524, 529-530				
Isoeugenol	563				
trans-Isoeugenol	563				
Isomenthol	557				
Isomenthone	555, 557-559				
d-Isomethone	565				
Isonox	633				
Isooctane	577, 588-589, 596-597, 623-624, 635				
Isopentane	577, 584-589, 596				
Isopentanoic acid	509				
Jasmodin I	536				
Jasmodin II	536				
cis-Jasmone	555, 565				
Keithane	508, 529-530				
Kepone	519				
Ketamine	646, 647				
Krypton	582				
L-9-Carboxy-11-nor- δ 9-THC	649				
L-11-Hydroxy- δ 9-THC	649				
Lactose	569				
Lactulose	569				
Lauric acid methyl ester	572, 573				
Lavandulol	556				
Lavandulyl acetate	556				
Levulinic acid	509				
Lidocaine	640, 643, 647				
Lignoceric acid methyl ester	572, 573				
Lilial	561, 563				
Limonene	555, 558-560, 563-564, 565, 567				
δ -Limonene	556-557, 564				
S-(-)-Limonene	567				
Linalool	555, 558-561, 563-567				
β -Linalool	556				
Linalool acetate	556				
cis-Linalool oxide	558-559				
trans-Linalool oxide	558-559				
Linalyl acetate	558-560				
Linoleic acid methyl ester	572, 573				
Linolelaidic acid methyl ester	572, 573				
Linolenic acid methyl ester	572, 573				
γ -Linolenic acid methyl ester	572, 573				
Lofentanyll	645				
Lorazepam	636, 639-640				
Lormetazepam	636				
Lyrall	561				
Lyrall 1	563				
Lyrall 2	563				
Lysergic acid diethylamide (LSD)	640, 646				

M

β-Maaliene.....	557	3-Methyl-2-buten-1-ol.....	602, 605	Methyl 3-hydroxydodecanoate.....	571
Malathion.....	519, 531, 562, 575	2-Methyl-1-butene.....	596	Methyl 2-hydroxyhexadecanoate.....	571
Manitol.....	569	2-Methyl-2-butene.....	584, 588-589, 596	Methyl 2-hydroxytetradecanoate.....	571
Mannitol.....	568	3-Methyl-1-butene.....	586-589	Methyl 3-hydroxytetradecanoate.....	571
Meclizine.....	644	trans-2-Methyl-2-butenoic acid.....	608	Methyl isobutyl ketone.....	624-625
Medazepam.....	636, 640	2-Methylbutyl acetate.....	617-618	Methyl laurate.....	571
Menthofuran.....	557	2-Methylbutyl alcohol.....	558-559	Methyl mercaptan.....	550, 579, 581, 591-592
Menthol (MeOH).....	557, 560, 565, 577, 595	3-Methylbutyl alcohol.....	558-559	Methyl methacrylate.....	515, 517, 548, 627-628
Menthone.....	557-559	Methyl t-butyl ether (MTBE).....	515, 595, 639, 649-650	Methyl 14-methylhexadecanoate.....	571
Menthyl acetate.....	565	Methyl butyrate.....	558-559	Methyl 12-methyltetradecanoate.....	571
Meperidine.....	639, 642	2-Methyl butyric acid.....	608	Methyl monoethanolamine (MMEA).....	606
Mephobarbital.....	637	Methyl chavicol.....	561	Methyl myristate.....	571
Mepivacaine.....	643	3-Methylcholanthrene.....	540	1-Methylnaphthalene.....	540, 597
Meprobamate.....	641, 646	2-Methyl-4-chlorophenoxyacetic acid (MCPA).....	512	2-Methylnaphthalene.....	538, 540, 596-597
Merphos.....	518, 525	Methyl chlorophenoxypropionic acid (MCPP).....	512	2-Methyl-5-nitroaniline.....	629
Mescaline.....	646	5-Methylchrysene.....	505	Methyl nonadecanoate.....	571
Mesitylene.....	623	Methyl-cresol.....	558	Methyl octadecanoate.....	618
Mesterolone.....	648	Methyl-p-cresol.....	559	Methyl octine carbonate.....	561, 563
Methacrolein.....	612, 626-627	Methyl-r-cresol.....	566	Methyl oleate.....	571
Methacrylic acid.....	509	Methylcyclohexane.....	588-589, 599, 635, 639, 651	Methyl palmitate.....	571
Methacrylonitrile.....	515, 517, 548, 626-627	Methylcyclopentane.....	577, 588-589, 596, 599	Methyl palmitoleate.....	571
Methadone.....	639-640, 642	1-Methyl-1-cyclopentene.....	596	Methyl paraoxon.....	518
Methamidophos.....	531, 562	Methyl decanoate.....	618	Methyl parathion.....	575
Methamphetamine.....	636, 639, 642	Methyl-2,4-dichlorophenylacetate.....	512	Methyl pentadecanoate.....	571
Methane.....	552, 577, 580, 582-585, 588-591, 601, 626, 634-635	Methyl diethanolamine (MDEA).....	606	2-Methylpentane.....	588-589, 596, 599
Methanethiol.....	578	4-Methyl-2,5-dimethoxyamphetamine (STP).....	636	3-Methylpentane.....	501, 588-589, 596, 599, 623
Methanol.....	554, 568, 581-582, 595-596, 600-602, 605-606, 613, 623-624, 626-628, 635, 638-639, 649-651	2-Methyl-4,6-dinitrophenol.....	528, 541-543, 604	2-Methyl-2 pentanol.....	581
Methapyrilene.....	641, 644	Methyl dodecanoate.....	618	3-Methyl-3-pentanol.....	606
Methaqualone.....	640, 646	Methyl eicosenoate.....	618	4-Methyl-2-pentanol.....	602, 605-606
Methidathion.....	531, 562	Methyl elaidate.....	571	2-Methyl-3-pentanone.....	612
Methofuran.....	565	4,4'-Methylenedianiline.....	629	4-Methyl-2-pentanone (MIBK).....	517, 548, 553, 612
Methohexital.....	637	3,4-Methyl enedioxyamphetamine.....	642	2-Methyl-1-pentene.....	588-589, 596
Methone.....	565	3,4-Methyl enedioxyethylamphetamine.....	642	4-Methyl-1-pentene.....	588-589
Methoprene.....	536	3,4-Methyl enedioxyethamphetamine.....	642	bis(4-Methyl-2-pentyl) phthalate.....	539
Methoxychlor.....	506, 508, 511, 513-514, 518, 520-524, 529-530	Methyl ethyl ketone (2-butanone).....	649, 650	α-Methylphenyl alcohol.....	602
2-Methoxyethanol.....	602, 605, 626	Methyl isobutyl ketone (MIBK).....	639	2-Methylphenol.....	538, 541
bis(4-methoxyethyl) phthalate.....	539	α-Methyl ionone.....	560	3-Methylphenol.....	541
2-Methoxy-5-methylaniline.....	629	Methyl cis-9,10-methylene octadecanoate.....	571	4-Methylphenol.....	538, 541
1-Methoxy-2-propanol.....	639	Methyl cis-9,10-methyl hexadecanoate.....	571	5-Methyl-5-phenylhydantoin.....	643
Methsuximide.....	643	Methylene chloride.....	515, 517, 544-545, 548-549, 553, 603, 622, 624-625, 639, 649-650	2-Methyl-1-propanethiol.....	578-579, 581, 591
Methyl acetate.....	617-618, 627-628, 635	Methylenedioxyamphetamine (MDA).....	636, 639	2-Methyl-2-propanethiol.....	578-579, 591
Methyl acetylene.....	591	Methylenedioxyethylamphetamine (MDE).....	636, 639	2-Methyl-1-propanol (isobutanol).....	600
Methyl acrylate.....	515, 517, 548, 627-628	Methylenedioxyethamphetamine (MDMA).....	636, 639	2-Methyl-2-propanol (tert-butanol).....	600, 639
Methyl alcohol.....	625	Methyl ephedrine.....	636	Methyl propionate.....	617-618, 627-628
Methylamine.....	608	1-Methyl-2-ethylbenzene.....	597	1-Methyl-1-propnaethiol.....	579, 591
4-Methylaminorex.....	646	1-Methyl-3-ethylbenzene.....	597	1-Methyl-3-propylbenzene.....	596
r-Methylansiole.....	566	1-Methyl-4-ethylbenzene.....	597	1-Methyl-1-propyl mercaptan.....	592
2-Methylanthracene.....	540	Methyl ethyl ketone (MEK).....	581, 624-625, 650	2-Methyl-1-propyl mercaptan.....	592
9-Methylanthracene.....	540	Methyl ethyl sulfide.....	581	1-Methyl-2-pyrrolidine.....	610
Methyl arachidate.....	571	Methyl eugenol.....	561	1-Methyl-2-pyrrolidinone.....	626-627
Methyl benzoate.....	558-559, 566, 617-618	2-Methylfluoranthene.....	540	n-Methylpyrrolidone.....	639
5-Methylbenzo[b]thiophene.....	578	Methyl formate.....	617-618	Methyl stearate.....	571
3-Methylbenzothiophene.....	578	Methyl γ ionone.....	561	α-Methylstyrene.....	576, 593, 614-616
2-Methyl butanal.....	611	3-0-Methylglucose 1.....	569	4-Methylstyrene.....	614-615
2-Methylbutane.....	599	3-0-Methylglucose 2.....	569	Methyl sulfide.....	634
2-Methyl-1-butanol.....	568, 602, 605, 611	Methyl heptadecanoate.....	571	Methyl tert-butyl ether (MTBE).....	517, 546, 548, 581-582, 597, 600, 619, 623
2-Methyl-2-butanol.....	602, 605	2-Methylheptane.....	577, 588-589, 596	17α-Methyltestosterone.....	648
3-Methyl-1-butanol.....	568, 602, 605, 625, 635	3-Methylheptane.....	588-589, 596	Methyl tetradecanoate.....	618
3-Methyl-2-butanone.....	612, 635	4-Methylheptane.....	577	2-Methylthiophene.....	578
2-Methyl-3-buten-2-ol.....	602, 605	Methyl heptine carbonate.....	561, 563	3-Methylthiophene.....	578
		Methyl hexadecanoate.....	618	Methyl thiophenes.....	593
		2-Methylhexane.....	588-589, 599	Methyl tridecanoate.....	571
		3-Methylhexane.....	588-589, 599	Methyltripentyltin.....	537
		Methyl 2-hydroxydecanoate.....	571		
		Methyl 2-hydroxydodecanoate.....	571		

Methyl undecanoate.....	571
Metolachlor.....	511, 518, 520, 525-526
Metribuzin.....	511, 518, 520, 525-526
Mevinphos.....	518, 525, 531, 542
MGK-264.....	518, 525
Endo-MGK.....	264, 536
Exo-MGK.....	264, 536
Mirex.....	508, 519, 524, 529-530
Molinate.....	518, 525-526
6-Monoacetylmorphine.....	637
Mono ethylene glycol.....	606
Mono-ethanolamine (MEA).....	607
Monuron.....	526
Morphine.....	637, 641, 647
Musk T (ethylene brassylate).....	558-559
Musk ketone.....	560
Musk xylene.....	560
Myrcene.....	555, 558-560, 564-565
β -Myrcene.....	556-557
Myristic acid methyl ester.....	572, 573
Myristoleic acid methyl ester.....	572, 573
N	
Naled.....	531
Naphthalene.....	249, 251-252, 501, 503, 515, 517, 532, 538, 540, 542, 544-546, 548, 577, 596-597, 623
Naphthalene-d8.....	538, 597
1-Naphthol.....	630
Napropamide.....	518, 525-526
Nefopam.....	643
Neomenthol.....	560, 565
Neon.....	552, 582
Neral.....	558-559, 563-564
Nerol.....	557
Nerol acetate.....	556
cis-Nerolidol.....	558
trans-Nerolidol.....	558
Nervonic acid methyl ester.....	572, 573
Neryl acetate.....	558-559, 564
Nicotinamine.....	636
Nicotine.....	639-641, 647
Nitrazepam.....	194, 636, 639
2-Nitroaniline.....	538, 610, 629
3-Nitroaniline.....	538, 610, 629
4-Nitroaniline.....	538, 610, 629
Nitrobenzene.....	515, 517, 538, 548, 614-615
Nitrobenzene-d5.....	538
2-Nitrobiphenyl.....	540
3-Nitrobiphenyl.....	540
4-Nitrobiphenyl.....	540
Nitrofen.....	508
Nitrogen.....	552, 582, 605, 632
Nitromethane.....	635
1-Nitronaphthalene.....	540
2-Nitronaphthalene.....	540
Nitrophen.....	519
2-Nitrophenol.....	528, 538, 541-543, 604, 630
3-Nitrophenol.....	541
4-Nitrophenol.....	512, 528, 538, 541-543, 604
2-Nitropropane.....	515, 517, 548
n-Nitrosodimethylamine.....	538, 542
n-Nitrosodiphenylamine.....	538
n-Nitroso-di-n-propylamine.....	538
2-Nitrotoluene.....	604, 614-615
3-Nitrotoluene.....	604, 614-615
4-Nitrotoluene.....	604, 614-615
trans-Nonachlor.....	508, 518, 529-530
Nonadecane.....	559
Nonadec-1-ene.....	558-559
Nonanal.....	564
γ -Nonalactone.....	558-559
1,9-Nonanediol.....	619
Nonane.....	576, 593, 599, 601, 623
n-Nonane.....	532, 577, 588-589, 596-597
1,9-Nonanediol.....	620, 622
Nonanol.....	567
1-Nonanol.....	602, 605
Nonyl aldehyde.....	612
Nonylamine.....	608
n-Nonylamine.....	609-610
Nootkatone.....	564
Norcodeine.....	637
Nordazepam.....	636
Norethandrolone.....	648
Norflurazon.....	518-519, 525-526
Normorphine.....	637
19-Nortestosterone (nandrolone).....	648
19-Nortestosterone-17-decanoate.....	648
19-Nortestosterone-17-propionate.....	648
O	
cis-Ocimene.....	555, 565
trans-Ocimene.....	555
β -cis-Ocimene.....	556
β -trans-Ocimene.....	556
Octacosane.....	503
n-Octacosane.....	597
2,2',3,3',4,5',6,6'-Octachlorobiphenyl.....	518
1,2,3,4,6,7,8,9-Octachlorodibenzodioxin.....	504
1,2,3,4,6,7,8,9-Octachlorodibenzofurans.....	504
Octadecane.....	503, 536
n-Octadecane.....	597
Octadecanoic acid.....	570
Octanal.....	554, 564, 611
1,8-Octanediol.....	619
Octane.....	576, 593, 599, 601, 623
isooctane.....	501
n-Octane.....	532, 577, 588-589, 596-597
1,8-Octanediol.....	620
Octanoic acid.....	570, 611
Octanol.....	558-559, 564, 567
1-Octanol.....	602, 605
3-Octanol.....	555, 565
3-Octanone.....	532, 556
1-Octene.....	532
1-Octen-3-ol.....	556, 565
Octen-1-ol acetate.....	556
Octyl acetate.....	558-559
3-Octyl acetate.....	555, 565
Octyl aldehyde.....	612
n-Octylamine.....	609-610
n-Octyl mercaptan.....	592
Oleic acid methyl ester.....	572, 573
Omethoate.....	562
Ordram.....	527
Oxadiazon.....	527
Oxazepam.....	636, 639-640
Oxazopam.....	636
Oxychlorane.....	519
Oxycodone.....	194, 639
Oxydemeton-methyl.....	531
4,4'-Oxydianiline.....	629
Oxygen.....	552, 582
Oxymetholone.....	648
Oxymorphone.....	641
P	
Paarlan.....	527
Palmitic acid methyl ester.....	572, 573
Palmitoleic acid methyl ester.....	572, 573
Paraldehyde.....	515
Parathion.....	519, 562
Parathion-methyl.....	562
Pebulate.....	525-526
Pentaborane.....	633
2,2',3,4,4'-Pentabromodiphenyl ether.....	502
2,2',4,4',5-Pentabromodiphenyl ether.....	502
2,2',4,4',6-Pentabromodiphenyl ether.....	502
Pentachlorobenzene.....	614-615
2,2',3',4,6-Pentachlorobiphenyl.....	518
1,2,3,7,8-Pentachlorodibenzofuran.....	504
2,3,4,7,8-Pentachlorodibenzofuran.....	504
Pentachloroethane.....	515, 517, 548, 603, 622
Pentachloronitrobenzene.....	508, 511, 524, 529-530
Pentachlorophenol.....	512, 518, 528, 538, 541-543, 604
n-Pentadecane.....	249, 582, 597
Pentadecanoic acid methyl ester.....	572, 573
cis-10-Pentadecenoic acid methyl ester.....	572, 573
cis-1,3-Pentadiene.....	586-587
trans-1,3-Pentadiene.....	586-587
Pentafluorobenzene.....	515, 517, 548
Pentafluoroethane.....	527
Pentamethylbenzene.....	597
Pentamethyl disiloxane.....	633
Pentanal.....	611
1,5-Pentanediol.....	619
Pentane.....	599, 601, 603, 617, 625-626
iso-Pentane.....	583, 590-591, 601
n-Pentane.....	577, 583-591, 596-597
1,2-Pentenediol.....	532
1,5-Pentenediol.....	620
2,3-Pentanedione (VDK).....	554
2,3-Pentanedione (acetyl propionyl).....	558-559
n-Pentanoic acid.....	509
1-Pentanol.....	554, 602, 605-606, 625, 639
2-Pentanol.....	602, 605
3-Pentanol.....	554, 602, 605
2-Pentanone.....	515, 612, 624
3-Pentanone.....	612
Pentene-1.....	584, 586-587
1-Pentene.....	584-585, 588-589, 596, 625
cis-2-Pentene.....	584, 586-589
trans-2-Pentene.....	584, 586-589
4-Pentenoic acid.....	608
trans-2-Pentenoic acid.....	608
trans-3-Pentenoic acid.....	608
1-Penten-3-ol.....	602, 605
2-Penten-1-ol.....	602, 605
Pentobarbital.....	637, 641
Pentyl ether.....	619
1-Pentyl mercaptan.....	592
cis-Permethrin.....	508, 511, 518, 520-521, 524, 529-530

trans-Permethrin.....	508, 511, 518, 520-521, 524, 529-530	1,2-Propanediol (propylene glycol).....	620	R	Rhamnitol.....	568-569
Perthane.....	508, 529-530	1,3-Propanediol.....	620	Rhamnose 1.....	569	
Perylene.....	540	1-Propanethiol.....	578-579, 591	Rhamnose 2.....	569	
Perylene-d12.....	518-519, 538, 542	2-Propanethiol.....	578-579, 581, 591	Ribitol.....	568-569	
α -Phellandrene.....	564	Propanil.....	526	Ribose 2.....	569	
Phenacetin.....	636, 641	Propanoic acid.....	611	Ro-Neet.....	527	
Phenanthrene.....	503, 518, 532, 538, 540	Propanol.....	550	Rosatol (rosetone).....	559	
Phenanthrene-d10.....	518, 538, 542	1-Propanol.....	515, 554, 595, 600, 602, 605-606, 625-626, 635, 638-639, 649-650	Rosatol (rosetone) geranyl butyrate.....	558	
Phencyclidine (PCP).....	639, 640, 642, 646	2-Propanol.....	595, 626, 635, 639	Rose oxide, cis-rose.....	558-559	
Phenethylalcohol.....	567	n-Propanol.....	568, 581, 624, 650	Rose oxide, trans-rose.....	558-559	
Pheniramine.....	644	Propargyl alcohol.....	515			
Phenmetrazine.....	641	Propazine.....	518-519, 525-527			
Phenobarbital.....	637, 640-641, 643-644	Propene.....	553			
Phenol.....	249, 251-252, 502, 528, 538, 541-543, 604, 630	2-Propen-1-ol (allyl alcohol).....	602, 605	S	Sabinene.....	555, 558, 564-565
Phenol-d5.....	538	Propiolactone.....	515	trans-Sabinene hydrate.....	555, 565	
2-Phenoxyethanol.....	602, 605	Propiomazine.....	646	Salicylamide.....	643	
Phensuximide.....	643	Propionaldehyde.....	581, 600, 612	α -Santolene.....	556	
Phentermine.....	636, 639	Propionic acid.....	509, 568, 570, 607	Secbumeton.....	526	
Phenyl acetaldehyde.....	561, 563	1-Propionic acid.....	532	Secobarbital.....	637, 641	
Phenylacetone.....	636	Propionitrile.....	515, 517, 548, 610, 626-627	Selenide.....	633	
Phenylacetylene.....	576, 593	Proposyphene.....	642	Sencor.....	527	
9-Phenylanthracene.....	540	Propyl acetate.....	554, 617-618, 635	Simazine.....	511, 518, 520, 525-527, 542	
Phenyl ephedrine.....	636	n-Propyl acetate.....	625	Simetryn.....	518, 525-526	
1-Phenyl ethyl acetate.....	554	Propylbenzene.....	515, 576-577, 593, 614-616, 623	α -Sinensal.....	564	
Phenylethylamine.....	610	n-Propylbenzene.....	517, 532, 544-546, 548, 588-589, 593, 596-597, 604, 616	β -Sinensal.....	564	
Phenyl ethyl cinnamate.....	558-559	Propyl benzoate.....	617-618	Sorbitol.....	569	
Phenylethylmalonamide.....	643	Propyl butyrate.....	618	Stanozolol.....	648	
Phenyl ethyl tiglate.....	558-559	Propyl caproate.....	618	Stearic acid methyl ester.....	572, 573	
2-Phenyl-naphthalene.....	540	Propylene.....	577, 579-580, 584-591, 601, 617	Stigmasterol.....	648	
Phenyltoin.....	644	Propylene glycol.....	602, 605	Stirifos.....	525	
Phenyltoloxamine.....	644	Propyl ether.....	581, 619	Strawberry aldehyde.....	569	
Phenytioin.....	643	n-Propyl ether.....	625	Strychnine.....	639, 647	
Phorate.....	526	Propyl formate.....	617-618	Styrene.....	515, 517, 544, 546, 548-549, 553, 576, 588-589, 593, 604, 614-617, 623, 632	
Phosmet.....	531	1-Propyl mercaptan.....	592	Styrene dimer.....	617	
Phosphine.....	633	2-Propyl mercaptan.....	592	Styrene oxide.....	614, 615	
Phylethylmalonamide (PEMA).....	644	n-Propyl mercaptan.....	592	Styrene trimer.....	617	
Picloram.....	512	2-Propyl pentanoic acid.....	509	Sucrose.....	569	
4-Picoline.....	532	Propyl propionate.....	617-618	Sufentanyl.....	645	
α -Pinene.....	555-559, 564-567	Propyl valerate.....	618	Sulfallate.....	526	
β -Pinene.....	555, 557-560, 564-565, 567	Propyne.....	580, 584-587, 588-589	Sulfur dioxide.....	605, 634	
Piperazine.....	611	2-Propyn-1-ol (propargyl alcohol).....	602, 605	Sulpiride.....	646	
Piperitone.....	565	Prowl.....	527	Sutan.....	527	
Pirimiphos-methyl.....	562	Psilocin.....	646			
Polyethylene glycol.....	621	Pulegone.....	565	T	Talbutal.....	637, 646
Polymethoxyflavones.....	564	Pyrazole.....	610	Tebuthiuron.....	518, 525	
Prazepam.....	636, 640	Pyrene.....	503, 518, 532, 538, 540	Temazepam.....	194, 636, 639-640	
Prebane (terbutryn).....	518	Pyrene-d10.....	518	Tenocyclidine (TCP).....	646	
Primidone.....	643-644	Pyrethrin I.....	536	Terbacil.....	518, 525-527	
Procaine.....	641, 643, 647	Pyrethrin II.....	536	Terbufos.....	518, 525-526, 542	
Progesterone.....	648	Pyridazine.....	610	Terbufos sulfone.....	519	
Promazine.....	644	Pyridine.....	515, 538, 610, 624-627, 635, 650	Terbutylazine.....	526	
Promethazine.....	644	Pyrilamine.....	644	Terbutryn.....	525-526	
Prometon.....	518, 525-526	Pyrimidine.....	610	Terphenyl-d14.....	538	
Prometryn.....	518-519, 525-526	Pyrimiphos ethyl.....	575	Terpinene.....	565	
Promofos.....	575	Pyrimiphos methyl.....	575	α -Terpinene.....	555, 564-565	
Pronamide.....	518, 525-526	Pyrithyldione.....	646	γ -Terpinene.....	555, 557-559, 564-565, 567	
Propachlor.....	508, 511, 518, 520-521, 524, 526-527, 529-530	Pyrrbutamine.....	641	Terpinen-4-ol.....	555-556, 558-559, 564-565, 567	
Propadiene.....	584-587, 634			α -Terpineol.....	556, 558-560, 564-565, 567	
Propanal.....	553	Q		Terpinolene.....	555, 559, 564-565	
2-Propanamine.....	625	Quinine.....	647	γ -Terpinolene.....	565	
1,3-Propanediol.....	619			Terrazole.....	518, 529-530	
1,2-Propanediol (propylene glycol).....	619					
Propane.....	580, 583-591, 596, 599, 601, 617					

Testosterone.....	648	o-Tolualdehyde.....	612	Triflupromazine.....	644
2,2',4,4'-Tetrabromodiphenyl ether.....	502	p-Tolualdehyde.....	612	Trifluralin.....	508, 511, 518, 520-521, 524, 529-530, 542
2,3',4,4'- Tetrabromodiphenyl ether.....	502	Toluene.....	249, 251-252, 501, 515, 517, 544-546, 548-549, 553, 576, 577, 586-589, 593-594, 596-597, 599, 601, 604, 614-617, 623-625, 632, 635, 639, 649-651	Triglyme (triethylene glycol dimethyl ether)....	619, 620
2,3',4',6'- Tetrabromodiphenyl ether.....	502			Trimethylamine.....	608
Tetraborane.....	633			2,4,5-Trimethylaniline.....	629
Tetrabutyltin.....	537			1,2,3-Trimethylbenzene	
Tetracaine.....	643	Toluene-d8.....	515, 549	(hemimellitene).....	546, 577, 596-597, 599, 601, 614-615
1,2,4,5-Tetrachlorobenzene.....	614-615	o-Toluidine.....	629	1,2,4-Trimethylbenzene	
2,2',4,4'-Tetrachlorobiphenyl.....	518	Tonalid.....	558-560	(pseudocumene).....	501, 515, 517, 544-546, 548-549, 553, 577, 588-589, 596-597, 614-615, 623
2,3,7,8-Tetrachlorodibenzodioxin (TCDD).....	504	Trazodone.....	639	1,3,5-Trimethylbenzene	
2,3,7,8- Tetrachlorodibenzofuran (TCDF).....	504	Treflan.....	527	(mesitylene).....	515, 517, 544-546, 548-549, 553, 588-589, 596-597, 614-615
Tetrachloroethane.....	507, 509	2,2',4-TriBDE (BDE-17).....	502	Trimethylchloro silane.....	633
1,1,1,2-Tetrachloroethane.....	515, 517, 544-546, 548, 603, 622	2,4,4'-TriBDE (BDE-28).....	502	3,5,5-Trimethylhexanol.....	558-559
1,1,2,2-Tetrachloroethane.....	515, 517, 544, 546, 548-549, 553, 603, 622	Triacetoneamine (TAA).....	595	2,2,4-Trimethylpentane (isooctane).....	553
Tetrachloroethene.....	515, 517, 544-549, 553, 622	Triadimefon.....	518, 525	2,3,3-Trimethylpentane.....	577, 596
Tetrachloroethylene.....	547	Triazolam.....	636, 640	2,3,4-Trimethylpentane.....	588-589
Tetrachloro-m-xylene (TCMS).....	506, 508, 513-514, 520, 524, 529-530, 534	Tribromoacetic acid.....	543	2,3,5-Trimethylphenol.....	630
2,4,5,6-Tetrachloro-m-xylene.....	521-523	2,4,6-Tribromophenol.....	538	Trimethyl phosphate.....	532
2,3,4,5-Tetrachlorophenol.....	502, 541	Tributylpentyltin.....	537	Trimipramine.....	640
2,3,4,6-Tetrachlorophenol.....	502, 541	Trichloroacetic acid.....	543	2,4,6-Trinitrophenol.....	604
2,3,5,6-Tetrachlorophenol.....	502, 541-543	Trichloroacetonitrile.....	509, 547	1,3,5-Trioxane impurity.....	554
Tetrachlorvinphos (stirifos).....	518	2,4,5-Trichloroaniline.....	629	Tripelennamine.....	644
n-Tetracontane.....	597	1,2,3-Trichlorobenzene.....	515, 517, 544-546, 548, 614-615	Triphenyl phosphate.....	518, 519, 562
Tetracosane.....	503	1,2,4-Trichlorobenzene.....	515, 517, 538, 544-546, 548-549, 553, 614-615	Tripolidine.....	644
n-Tetracosane.....	597	1,3,5-Trichlorobenzene.....	546, 614-615		
Tetradecane.....	503, 596	2,4,5-Trichlorobiphenyl.....	518		
n-Tetradecane.....	249, 582, 597	Trichloroethane.....	507, 509, 624		
Tetradecanoic acid.....	570	1,1-Trichloroethane.....	649-650		
Tetraethylene pentamine.....	611	1,1,1-Trichloroethane.....	507, 509, 515, 517, 544-549, 553, 603, 622, 635, 651		
1,1,1,2-Tetrafluoroethane.....	527	1,1,2-Trichloroethane.....	507, 509, 515, 517, 544-546, 548-549, 553, 603, 622		
1,1,2,2-Tetrafluoroethane.....	527	Trichloroethene.....	515, 517, 544-549, 553, 622		
Tetrahydrocannabinol.....	639	Trichloroethylene.....	547, 624, 626, 635, 650		
δ9-tetrahydrocannabinol (THC).....	649	Trichloroethane.....	515, 517, 544-549, 553, 622		
1,2,3,4-Tetrahydrofluoranthene.....	540	Trichloroethane.....	515, 517, 544-549, 553, 622		
Tetrahydrofuran (THF).....	517, 548, 553, 619, 624, 626, 639, 650, 651	Trichloroethane.....	515, 517, 544-549, 553, 622		
Tetrahydropyran.....	619	1,1,2-trichloro-1,2,2-trifluoroethane).....	549		
1,2,3,5-Tetramethylbenzene.....	596-597	Trichloromethane.....	625-626		
1,2,4,5-Tetramethylbenzene.....	577, 596-597	Trichloromethyl silane.....	633		
Tetrapentyltin.....	537	2,3,4-Trichlorophenol.....	502, 541-543		
Thenyldiamine.....	641	2,3,5-Trichlorophenol.....	502, 541-543		
Thiamine pyrophosphate (TPP).....	531	2,3,6-Trichlorophenol.....	502, 541-543		
Thiamylal.....	637	2,4,5-Trichlorophenol.....	502, 538, 541-543		
Thiazopyr.....	519	2,4,6-Trichlorophenol.....	502, 528, 538, 541-543, 630		
4,4'-Thiodianiline.....	629	3,4,5-Trichlorophenol.....	502, 541		
Thiopental.....	637	2,4,5-Trichlorophenoxyacetic acid.....	512		
Thiophene.....	578-579, 581, 591, 592, 593	1,2,3-Trichloropropane.....	507, 509, 515, 517, 543-544, 546, 548, 603, 622		
Thioridazine.....	644	1,1,1-Trichloropropanone.....	547		
Thonzylamine.....	644	1,1,1-Trichloro-2-propanone.....	509		
Threhalose.....	569	1,1,2-Trichloro-1,2,2-trifluoroethane.....	527, 553		
Threitol.....	569	1,1,2-Trichlorotrifluoroethane.....	603, 622		
Thujone.....	563	Tricosanoic acid methyl ester.....	572, 573		
α-Thujone.....	558, 564	Tricyclazole.....	518, 525-526		
β-Thujone.....	564	Tridecane.....	576-577, 593		
Tillam.....	518, 527	n-Tridecane.....	249, 582		
Tinubin P.....	633	Tridecanoic acid methyl ester.....	572, 573		
α-Tocopherol.....	645	Triethanolamine (TEA).....	607, 608		
β-Tocopherol.....	645	Triethylamine.....	610, 626-627		
δ-Tocopherol.....	645	Triethylene glycol.....	621		
γ-Tocopherol.....	645	Triethylenetetramine.....	611		
Tolban.....	527	1,1,1-Trifluoroethane.....	527		
o-Tolidine.....	629	Trifluoromethane.....	527		
m-Tolualdehyde.....	612	Trifluorotoluene.....	544		

U

Undecane.....	576, 593, 599, 623
n-Undecane.....	249, 260, 577, 596-597
Undecanoic acid methyl ester.....	572, 573

V

Valencene.....	564
Valeraldehyde (pentanal).....	581, 600, 612
Valeric acid (pentanoic acid).....	570, 607, 608, 611
iso-Valeric acid.....	611
Valerolactone.....	608
Vanillin.....	563
Verapamil.....	639
Vernam.....	527
Vernolate.....	518, 525-526
Vertenex.....	558-559
Vinclozolin.....	519, 575
Vinyl acetate.....	553, 617-618
Vinyl chloride.....	515, 517, 544-546, 548-549, 553
Vinyl-trimethyl silane.....	633
Viridiflorol.....	555, 565

W

Water.....	583, 595, 607
------------	---------------

X

Xenon.....	582
m-Xylene.....	515, 517, 544-546, 548-549, 553, 576-577, 588-589, 593-594, 596-597, 599, 601, 604, 614-616, 623, 625, 632
m,p-Xylene.....	501, 639, 649-651

o-Xylene	501, 515, 517, 544-546, 548-549, 553, 576-577, 588-589, 593-594, 596-597, 599, 601, 604, 614-616, 623, 625, 632, 639, 649-651
p-Xylene	515, 517, 544-546, 548-549, 553, 576-577, 588-589, 593-594, 596-597, 599, 601, 604, 614-616, 623, 625, 632
2,3-Xylenol	630
2,4-Xylenol	630
2,5-Xylenol	630
2,6-Xylenol	630
3,4-Xylenol	630
3,5-Xylenol	630
Xylose 1	569
Xylose 2	569

Ordering Information

Easy Ordering Terms and Conditions

Discounts and Delivery

Agilent Technologies specializes in fast delivery. In the US, if you call before 2 PM EST, we will ship your order that day. You may also request overnight express delivery before 6 PM EST and you will have your order the next day. Volume discounts on a variety of individual products are offered when the entire quantity is shipped to one address at one time.

A shipping and handling fee will be added to your order unless the purchase is over \$2000 US for orders place online or over \$4000 for orders place via phone. Special shipping (i.e., overnight in the US) is available in most regions at an additional cost.

Agilent is required to collect all state and local sales taxes unless the buyer's tax-exempt certificate is on file with Agilent Technologies. Please be prepared to provide a copy if it is not on file, when placing your order.

Please check with your Agilent Customer Service Representative, local Authorized Distributor, or the Agilent website for current prices, special offers, promotions and discounts when placing your order.

Satisfaction Guaranteed

If you are not satisfied with your Agilent product within the first 60 days, you may return your purchase in its original condition for a full refund or credit. A return policy statement is included in every Agilent shipment and posted under Product Information on the website. In the US and Canada, please call for a Return Authorization form and return instructions at **1-800-227-9770**. If your Agilent product was purchased from a distributor, please contact the distributor.

Shipping Damages

If items are damages in transit, please follow the instructions below:

- If a shipment is visibly damaged upon arrival, do not accept it until the person making the delivery has endorsed the bill of lading with statement for the extent of the damage.
- If any damage is found after unpacking, retain all cartons and inner packaging and immediately request an inspection from the carrier.
- Notify the Agilent Customer Contact Center at **1-800-227-9770** about the damaged shipment so that we can make the appropriate sales adjustment and/or provide you with return instructions (Sales order number, product number and quantity damaged will be needed).

Easy Ways To Order

- Phone: **1-800-227-9770** (option 1, 1) in the US and Canada – Mon-Fri, 8AM to 8PM EST
- Fax: **1-302-633-8901** in the US
- Email: **cag_sales-na@agilent.com** in the US and Canada
- Online: **www.agilent.com/chem** in the US and Canada

Payment Options

- In the US, Visa, MasterCard, Discover and American Express are accepted with a minimum order of \$20 (not applicable in all countries).
- Email ePay@agilent.com to make an electronic payment using the ACH/EFT (Automated Clearing House/Electronic Funds Transfer) method.
- Establish a charge account through your Agilent Customer Service Representative or Your Local Agilent sales office. An account number will be assigned to you for charging your purchases. Payment terms are net 30 days from the invoice date. All orders are subject to credit approval.

We will be happy to supply a price quote via, phone, email or fax if you need it in writing.

Warranties

All Agilent Technologies products in this catalog are designed and manufactured to stringent standards under the Agilent quality system registered to ISO 9001. At Agilent, we back every product with a 90-day warranty and a money-back guarantee. If Agilent receives notice of defects during the warranty period. Agilent shall, at its option, either repair or replace products which prove to be defective. If Agilent is unable, within a reasonable time, to repair or replace any product to a condition as warranted, the buyer shall be entitled to a refund of the purchase price upon return of the product to Agilent. The warranty period for each product begins on the day of shipment.

This warranty shall not apply to any defect, failure, or damage caused by improper use or improper or inadequate maintenance or care. This warranty is exclusive and no other warranty, whether written or oral, is expressed or implied. Agilent specifically disclaims the implied warranties of merchantability and fitness for particular purposes. The remedies provided herein are the buyer's sole and exclusive remedies. In no event shall Agilent be liable for direct, indirect, special, incidental, or consequential damages (including loss of profits) whether based on contract, tort, or any other legal theory.

Agilent Technologies Order Form

Outside the U.S. and Canada, please contact your local Agilent office or Authorized Distributor when ordering.



Order Date	Purchase Order or Credit Card Number & Expiration	Taxable Y or N?	Yes	No
Name:		If No, please provide Certificate #		
Title:				
Phone:		Fax:		
Company:		Email:		
		Shipping Address		Billing Address
Company:				
Street:				
Room/Bldg/Dept:				
City:				
State/Province/Country:				
Zip/Postal Code:				
Deliver to:				
Part Number	Description	Quantity	Price	Total Cost
Special Instructions:			Subtotal:	
			Tax:	
			Total:	
<p>For Assistance: Please call the Agilent Technologies Customer Contact Center at 1-800-227-9770 (U.S. and Canada) Email Node: cag_sales-na@agilent.com Fax Number: 302-633-8901 U.S. and Canada Note: 1. All pricing, tax, discount, and availability information is subject to verification by Agilent Technologies. 2. Shipping and handling is free for orders over \$2000 US.</p>				

Agilent Technologies Order Form

Outside the U.S. and Canada, please contact your local Agilent office or Authorized Distributor when ordering.



Agilent Technologies

Order Date	Purchase Order or Credit Card Number & Expiration	Taxable Y or N?	Yes	No
Name:			If No, please provide Certificate #	
Title:				
Phone:			Fax:	
Company:			Email:	
	Shipping Address	Billing Address		
Company:				
Street:				
Room/Bldg/Dept:				
City:				
State/Province/Country:				
Zip/Postal Code:				
Deliver to:				
Part Number	Description	Quantity	Price	Total Cost
Special Instructions:			Subtotal:	
			Tax:	
			Total:	
<p>For Assistance: Please call the Agilent Technologies Customer Contact Center at 1-800-227-9770 (U.S. and Canada) Email Node: cag_sales-na@agilent.com Fax Number: 302-633-8901 U.S. and Canada Note: 1. All pricing, tax, discount, and availability information is subject to verification by Agilent Technologies. 2. Shipping and handling is free for orders over \$2000 US.</p>				

Agilent Technologies Order Form

Outside the U.S. and Canada, please contact your local Agilent office or Authorized Distributor when ordering.



Order Date	Purchase Order or Credit Card Number & Expiration	Taxable Y or N?	Yes	No
Name:		If No, please provide Certificate #		
Title:				
Phone:		Fax:		
Company:		Email:		
	Shipping Address	Billing Address		
Company:				
Street:				
Room/Bldg/Dept:				
City:				
State/Province/Country:				
Zip/Postal Code:				
Deliver to:				

Part Number	Description	Quantity	Price	Total Cost

Special Instructions:	Subtotal:	
	Tax:	
	Total:	

For Assistance: Please call the Agilent Technologies Customer Contact Center at 1-800-227-9770 (U.S. and Canada)
Email Node: cag_sales-na@agilent.com
Fax Number: 302-633-8901 U.S. and Canada
Note: 1. All pricing, tax, discount, and availability information is subject to verification by Agilent Technologies.
 2. Shipping and handling is free for orders over \$2000 US.



Agilent Technologies Order Form

Outside the U.S. and Canada, please contact your local Agilent office or Authorized Distributor when ordering.



Order Date	Purchase Order or Credit Card Number & Expiration	Taxable Y or N?	Yes	No
------------	---	-----------------	-----	----

Name:	If No, please provide Certificate #
Title:	
Phone:	Fax:
Company:	Email:

	Shipping Address	Billing Address
Company:		
Street:		
Room/Bldg/Dept:		
City:		
State/Province/Country:		
Zip/Postal Code:		
Deliver to:		

Part Number	Description	Quantity	Price	Total Cost

Special Instructions:	Subtotal:
	Tax:
	Total:

For Assistance: Please call the Agilent Technologies Customer Contact Center at 1-800-227-9770 (U.S. and Canada)
Email Node: cag_sales-na@agilent.com
Fax Number: 302-633-8901 U.S. and Canada
Note: 1. All pricing, tax, discount, and availability information is subject to verification by Agilent Technologies.
 2. Shipping and handling is free for orders over \$2000 US.

Agilent Technologies Order Form

Outside the U.S. and Canada, please contact your local Agilent office or Authorized Distributor when ordering.



Order Date	Purchase Order or Credit Card Number & Expiration	Taxable Y or N?	Yes	No
Name:	If No, please provide Certificate #			
Title:				
Phone:	Fax:			
Company:	Email:			
		Shipping Address		Billing Address
Company:				
Street:				
Room/Bldg/Dept:				
City:				
State/Province/Country:				
Zip/Postal Code:				
Deliver to:				
Part Number	Description	Quantity	Price	Total Cost
Special Instructions:			Subtotal:	
			Tax:	
			Total:	
<p>For Assistance: Please call the Agilent Technologies Customer Contact Center at 1-800-227-9770 (U.S. and Canada)</p> <p>Email Node: cag_sales-na@agilent.com</p> <p>Fax Number: 302-633-8901 U.S. and Canada</p> <p>Note: 1. All pricing, tax, discount, and availability information is subject to verification by Agilent Technologies. 2. Shipping and handling is free for orders over \$2000 US.</p>				



Agilent Technologies Order Form

Outside the U.S. and Canada, please contact your local Agilent office or Authorized Distributor when ordering.



Order Date	Purchase Order or Credit Card Number & Expiration	Taxable Y or N?	Yes	No
Name:		If No, please provide Certificate #		
Title:				
Phone:		Fax:		
Company:		Email:		
		Shipping Address	Billing Address	
Company:				
Street:				
Room/Bldg/Dept:				
City:				
State/Province/Country:				
Zip/Postal Code:				
Deliver to:				

Part Number	Description	Quantity	Price	Total Cost

Special Instructions:	Subtotal:	
	Tax:	
	Total:	

For Assistance: Please call the Agilent Technologies Customer Contact Center at 1-800-227-9770 (U.S. and Canada)
Email Node: cag_sales-na@agilent.com
Fax Number: 302-633-8901 U.S. and Canada
Note: 1. All pricing, tax, discount, and availability information is subject to verification by Agilent Technologies.
 2. Shipping and handling is free for orders over \$2000 US.

Agilent Technologies Order Form

Outside the U.S. and Canada, please contact your local Agilent office or Authorized Distributor when ordering.



Order Date	Purchase Order or Credit Card Number & Expiration	Taxable Y or N?	Yes	No
Name:		If No, please provide Certificate #		
Title:				
Phone:		Fax:		
Company:		Email:		
		Shipping Address		Billing Address
Company:				
Street:				
Room/Bldg/Dept:				
City:				
State/Province/Country:				
Zip/Postal Code:				
Deliver to:				

Part Number	Description	Quantity	Price	Total Cost

Special Instructions:	Subtotal:	
	Tax:	
	Total:	

For Assistance: Please call the Agilent Technologies Customer Contact Center at 1-800-227-9770 (U.S. and Canada)
Email Node: cag_sales-na@agilent.com
Fax Number: 302-633-8901 U.S. and Canada
Note: 1. All pricing, tax, discount, and availability information is subject to verification by Agilent Technologies.
 2. Shipping and handling is free for orders over \$2000 US.

Agilent Technologies Order Form

Outside the U.S. and Canada, please contact your local Agilent office or Authorized Distributor when ordering.



Order Date	Purchase Order or Credit Card Number & Expiration	Taxable Y or N?	Yes	No
Name:		If No, please provide Certificate #		
Title:				
Phone:		Fax:		
Company:		Email:		
		Shipping Address		Billing Address
Company:				
Street:				
Room/Bldg/Dept:				
City:				
State/Province/Country:				
Zip/Postal Code:				
Deliver to:				

Part Number	Description	Quantity	Price	Total Cost

Special Instructions:	Subtotal:	
	Tax:	
	Total:	

For Assistance: Please call the Agilent Technologies Customer Contact Center at 1-800-227-9770 (U.S. and Canada)
Email Node: cag_sales-na@agilent.com
Fax Number: 302-633-8901 U.S. and Canada
Note: 1. All pricing, tax, discount, and availability information is subject to verification by Agilent Technologies.
 2. Shipping and handling is free for orders over \$2000 US.













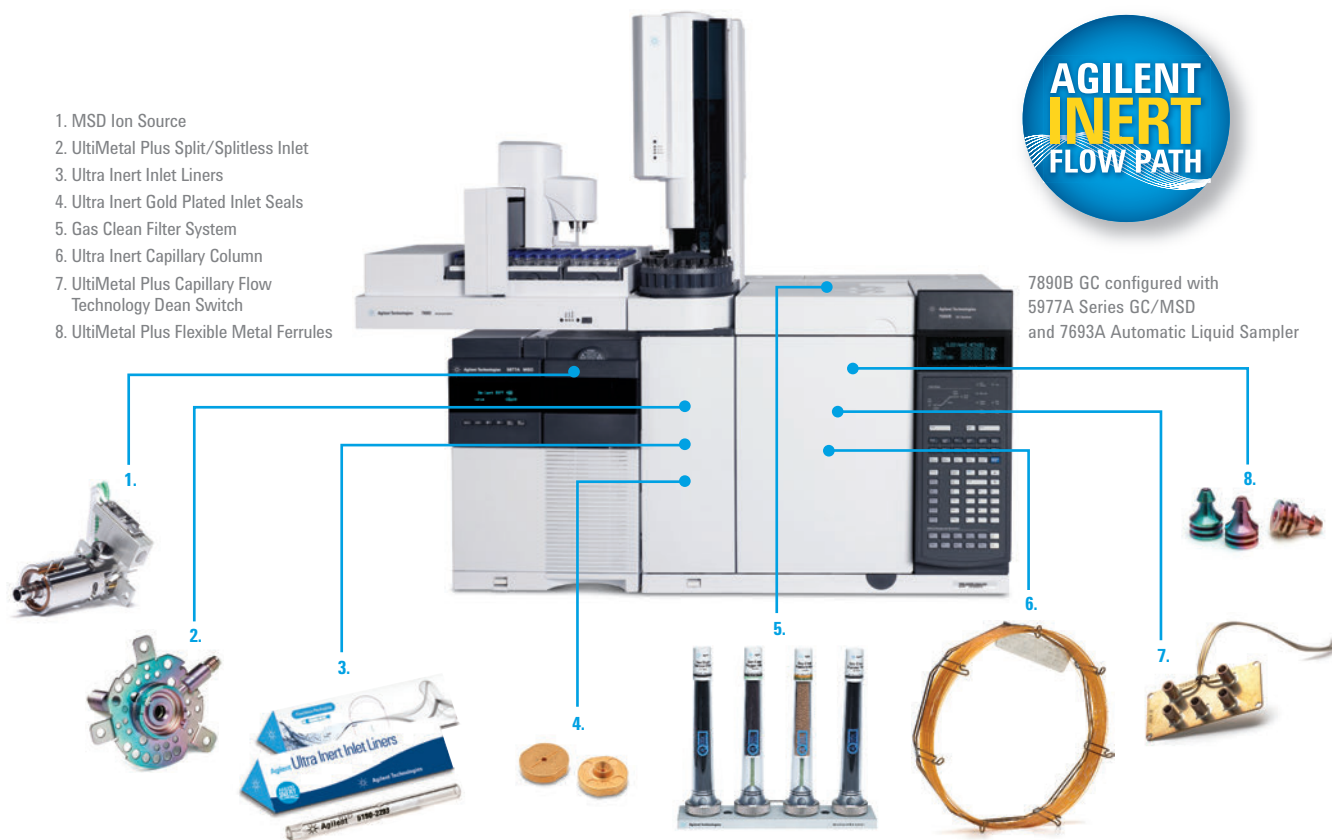
ENSURING AN INERT GC FLOW PATH HAS NEVER BEEN MORE CRITICAL

For labs that need to perform trace level analysis on very active compounds, **Agilent Inert Flow Path solutions** ensure a reliably inert flow path for higher sensitivity, accuracy, and reproducibility. These analyses can now be done with the utmost confidence because each lot of Agilent Inert Flow Path components are qualified using chromatographic QC tests to provide reliable, consistent inertness that spans the entire flow path.

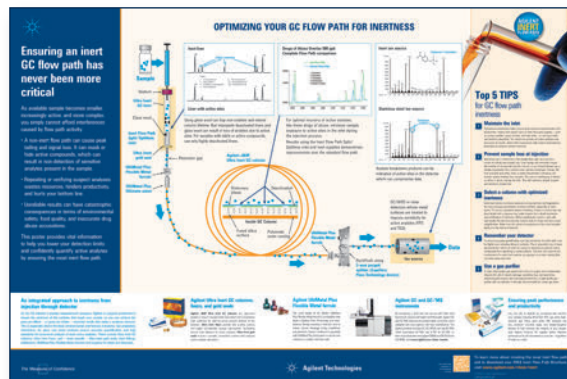
1. MSD Ion Source
2. UltiMetal Plus Split/Splitless Inlet
3. Ultra Inert Inlet Liners
4. Ultra Inert Gold Plated Inlet Seals
5. Gas Clean Filter System
6. Ultra Inert Capillary Column
7. UltiMetal Plus Capillary Flow Technology Dean Switch
8. UltiMetal Plus Flexible Metal Ferrules



7890B GC configured with 5977A Series GC/MSD and 7693A Automatic Liquid Sampler



Learn more about creating an inert flow path, and order the poster at agilent.com/chem/inert



20
15|16

For more information

Buy online:

www.agilent.com/chem/store

Contact us:

www.agilent.com/chem/contactus

This information is subject to change without notice.

© Agilent Technologies, Inc. 2014

Published in December 2014

5991-5213EN



Agilent Technologies

20
15|16

